
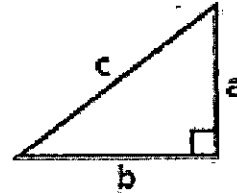


Approval Process Handbook



॥ दीर्घचतुरस्रस्याक्षया रज्जुः पार्श्वमानी तिर्यग् मानी
च यत् पृथग् भूते कुरुतस्तदुभयं करोति ॥

A rope stretched along the length of the diagonal produces an area which the vertical and horizontal sides makes together



$$c^2 = a^2 + b^2$$

BAUDHAYAN (800 BC - 740 BC)

The Vedic Bhartiya Scientist and
Mathematician

2024-25 to 2026-27



Approval Process Handbook

2024-25 to 2026-27

All India Council for Technical Education
Nelson Mandela Marg, New Delhi-110070

This Handbook is a Legal Document as per

All India Council for Technical Education Act, 1987 (52 of 1987)

and

All India Council for Technical Education (Mandatory Accreditation of all Programmes/
Courses in Technical Education Institution and University Departments and Institutions
Deemed to be Universities imparting Technical Education) Regulations, 2014
Notified on 29th January, 2014

and

All India Council for Technical Education (Grant of Approval for conducting Vocational
Education Programme, Community College Course(s) and Skill Knowledge Provider
under National Skill Qualification Framework) Regulations, 2012
Notified on 5th December, 2012 and amended on 3rd February, 2016

and

All India Council for Technical Education (Norms and Standards for the Conduct of Post
Graduate Diploma in Management) Regulations, 2017
Notified on 14th December, 2017

and

UGC (Categorisation of Universities (Only) for Grant of Graded Autonomy)
Regulations, 2018 Notified on 12th February, 2018

and

All India Council for Technical Education (Categorisation of Standalone Institutions (SIs)
for Grant of Graded Autonomy) Guidelines, 2019 Notified on 10th October, 2019

and

All India Council for Technical Education (Grant of Approvals for Technical Institutions)
Regulations, 2020
Notified on 4th February, 2020 and amended on 24th February 2021

and

All India Council for Technical Education (Open and Distance Learning Education
& Online Education) Guidelines, 2021
Notified on 3rd March, 2021 and amended on 13th April, 2021

and

All India Council for Technical Education (Redressal of Grievance of Faculty/Staff
Member) Regulations, 2021 vide F.No.1-103/ AICTE / PGRC / Regulation / 2021
Notified on 25th March, 2021

FOREWORD



All India Council for Technical Education (AICTE) was established in 1945 as a National Level Apex Advisory Body and as a Statutory body by an Act of Parliament in 1987 for developing and promoting quality technical education in the country in a coordinated and integrated manner. AICTE is in constant efforts to improve the quality of technical education in India.

We, at AICTE, are committed to promote holistic, qualitative, inclusive and accessible education in the country with an aim to make India a technical hub by 2047. AICTE emphasizes social and emotional learning as a crucial component of Education in line with NEP 2020 and has introduced Universal Human Values as a mandatory portion in the model curriculum. The core strength to build a technically strong ecosystem in the country lies in the hands of our institutions and future generations, who have a bigger role to play in the nation building and development of the country.

Technical education is a pillar in the educational ecosystem, geared towards imparting technical learning and skills in various fields, from engineering and IT to healthcare and vocational trades. Considering the same, AICTE is endeavoring to build a transparent and hasslefree technical education ecosystem by ensuring seamless approvals to the institutions through AICTE Approval Process Handbook.

As envisaged in the provisions laid down in National Education Policy (NEP) 2020 and the Nations proactive initiatives towards enhancement of GER, the Council decided to remove the upper limit on intake allowed earlier for the Courses / Programs offered by existing institutions. This is subject to the fulfillment of infrastructure availability, its readiness and filled faculty position. Before grant of approval to the increase in intake sought by the institution, the council shall ascertain the infrastructure and faculty availability through an EVC.

The Approval Process Handbook of AICTE acts like a roadmap for all institutions seeking approval from the council to run programmes/courses falling under our ambit. In order to streamline the process, AICTE made rigorous efforts to make the new APH 2024-27 more concise, easy to understand and implement. To make this handbook more accessible, AICTE posted the draft of the handbook in the public domain to seek real feedback and get clear understanding of institutions requirements with AICTE. Based on the feedbacks/suggestions received from various stakeholders and on rigorous deliberations with experts drawn from academia and industry, the council proposed various amendments to the approval granting process, ensuring that the handbook has all the important information, transparent guidelines, minimum procedures and most importantly AICTE's reformative decisions. Here's the snippet of new changes introduced in the APH:

1. Provision for Extension of Approval up to 3 years for outstanding Institutions.
2. Simplified Regulation for Extension of Approval for the Institutions.
3. Provision for employed/ working professionals to upgrade their academic qualification /skill sets at diploma/degree/ postgraduate level through flexible mode (timings).

4. Undergraduate Programs/Courses in computer applications and management offered through General Degree Colleges (Non-Technical Institutions) have been brought under the umbrella of AICTE to ensure coordinated development in technical and management education.
5. Provision for existing Institutions to introduce undergraduate courses in computer application (BCA) and management (BBA/BMS).
6. Introduced Off-Campus provision for well performing existing institutions within the city.
7. Reduction in compliances related to requirement of land documents and NOC from affiliating University/ State/ UT Govt.
8. Provision of Hibernation for the Institutions looking for upgradation/revamping of the facilities.
9. Enabling provision for merger of Institutions under the Different Trust/ Society/ Company.
10. More clarity on the approval process for Open and Distance Learning (ODL)/Online Learning (OL)
11. All AICTE approved Institutions are empowered to nurture ecosystems for Skilling (through Vocational courses) via making effective use of existing infrastructure facilities and human resources.
12. Essential Norms and Requirements applicable for AICTE approved Institutions/Universities are made more explicit.
13. Revised penal action clauses for violation of Norms and Requirements applicable for AICTE approved Institutions/Universities.
14. Focus on AICTE Approved Institutions student registration for "One Nation One Student ID Card" (APAAR ID Card /ABC ID) to avail the benefit of scholarships, rewards and access to Academic Data.
15. Huge emphasis on innovation through the INDOVATION program and by establishing Institution's Innovation Council (IIC) in their campuses.

The Approval Process Handbook 2024-27 has been created with a progressive approach which enables institutions to function in the most efficient and effective manner. The role of AICTE in Technical Education is more like a facilitator than a regulator. From offering internships to job placements, faculty development programs to student exchange programs, integrating skills in higher education institutions to introducing courses in emerging areas, AICTE is committed to enhance entrepreneurship, employability, and skills development.

AICTE shall continue to strive to be a true mentor, facilitator and enabler in bringing out the best in each Institution. I hope all the education partners/stakeholders of technical education shall add their value in making India Atma Nirbhar and a technical hub across the globe

Prof. T. G. Sitharam
Chairman, AICTE

Message from Vice Chairman Desk



Our Hon'ble Prime Minister has given us the target of making Bharat a developed country by 2047. To achieve this goal, our education sector must evolve to meet the changing needs of students in fast-paced, digital world. Our educational institutions need to be dynamic, adaptive, emphasize innovation and relevant to global requirements.

AICTE's new Approval Process Handbook 2024-25 to 2026-27 is definitely a step in this direction.

As per AICTE's new handbook, a streamlined approval process has been created with less complexity fostering more transparency and faster decision making. For the very first time, the draft of Approval Process Handbook was put out in the public domain to seek feedback from diverse audience to encourage transparency and collaboration and some good suggestions were included in the final version of APH.

Hon'ble Chairman AICTE has already elaborated in detail major changes introduced in current APH. However, to reiterate a few, from this year more flexibility is given to Colleges to propose their student intake capacity, lesser document requirements for land and building, initiating approval process through a single window, etc.

Also, as the demands of the job market evolves, so do the educational needs of Students. Hence, from this year AICTE decided to give approvals for Diploma/ BE/BTech/ME/MTech/MBA, etc. programmes for working professionals. This move is definitely going to give huge opportunity to working professionals to upgrade their skills and education simultaneously. Now every technical working professional will have an opportunity to pursue education without quitting job or taking long leave.

More importantly, as we approach the dawn of a new era, it becomes increasingly imperative to realise the importance of technical education in shaping a better tomorrow. Through technical education, the country can continue to produce a steady stream of innovators and entrepreneurs who can drive technological progress and advance its standing in the global knowledge economy. New Approval Process Handbook 2024-2027 is step towards fulfilling our Education Goal of 2047 laid out by our Prime Minister.

Dr. Abhay Jere
Vice Chairman, AICTE

Message from Member Secretary Desk



"All efforts have been made to simplify the system to a larger extent and a process has been developed which is transparent and trust based in line with the vision of the Government. Institution can avail approval for larger duration and flexibility has been given to become multidisciplinary institutions.

As per provisions of the National Education Policy (NEP) 2020, provision for upgradation of qualification of Working Professionals has been introduced. More emphasis has been given on Skilling, Multiple Entry & Exit and integration of Vocational Education with main stream education. For internationalisation of technical education, twinning programme and collaborative programmes have been encouraged.

Teachers, who are the central point of education, are being trained with a newer technologies through ATAL Academy and NEAT. Large number of internships are being provided to students through AICTE internship portal. With all such initiatives and policy reforms our students will not only perform nationally but also compete internationally."

Prof. Rajive Kumar
Member Secretary, AICTE

INDEX

Sr. No.	Particulars	Page No.
1	Foreword	i
2	Abbreviations	vi
3	Definitions	viii
4	Preamble	xii
5	Chapter-I Grant of Approval for New Institution	1
6	Chapter-II Grant of Extension of Approval for Existing Institutions	11
7	Chapter-III Collaboration & Twinning Programmes	33
8	Chapter-IV Grant of Approval for Universities	37
9	Chapter-V Approval for Open and Distance Learning (ODL) / Online Learning (OL)	45
10	Chapter-VI Standard Norms and Requirements	53
11	Chapter-VII Penal Action on Violation of Norms	70
12	Chapter-VIII DOS and DON'TS	75
13	Annexures	77
14	Affidavits	172
15	Formats & Certificates	188

ABBREVIATIONS

Abbreviations	
ACA	Access and Circulation Area
ADF	AICTE Doctoral Fellowship
AICTE	All India Council for Technical Education
AIU	Association of Indian Universities
APAAR	Automated Permanent Academic Account Registry
ATAL	AICTE Training and Learning Academy
ATMA	Association of Indian Management Schools (AIMS) Test for Management Admission
APH	Approval Process Handbook
ARIIA	Atal Ranking of Institutions on Innovation Achievements
BCA	Bachelor of Computer Application
BBA	Batchelor of Business Administration
BBS	Batchelor of Business Studies
BMS	Batchelor of Management Studies
B. Des.	Bachelor of Design
B.E.	Bachelor of Engineering
B. HMCT	Bachelor of Hotel Management and Catering Technology
BoG	Board of Governors
BoM	Board of Management
BOT	Built Operate and Transfer
B. Sc	Bachelor of Science
B. Tech	Bachelor of Technology
B. Voc	Bachelor of Vocation
CABE	Central Advisory Board of Education
CAT	Common Admission Test
CBSE	Central Board of Secondary Education
CCTV	Closed Circuit Television
CMAT	Common Management Admission Test
CPWD	Central Public Works Department
DELNET	Developing Library Network
DDA	Delhi Development Authority
DME	Directorate of Medical Education
DPR	Detailed Project Report
DSC	Digital Signature Certificate
DTE	Directorate of Technical Education
D. Skill	Diploma of Skill
D. Voc	Diploma of Vocation
EC	Executive Committee of AICTE
EoA	Extension of Approval
ERP	Enterprise Resource Planning
EVC	Expert Visit Committee

Abbreviations	
EWS	Economically Weaker Section
FAR	Floor Area Ratio
FDR	Fixed Deposit Receipt
FPM	Fellow Programme in Management
FSI	Floor Space Index
GATE	Graduate Aptitude Test in Engineering
GMAT	Graduate Management Aptitude Test
GoI	Government of India
GPAT	Graduate Pharmacy Aptitude Test
GPS	Global Positioning System
HEI	Higher Educational Institute
HMCT	Hotel Management and Catering Technology
ICCR	Indian Council for Cultural Relations
IEV	Innovation, Entrepreneurship and Venture Development
IKS	Indian Knowledge System
IoT	Internet of Things
IIM	Indian Institute of Management
IISc	Indian Institute of Science
IIT	Indian Institute of Technology
J&K	Jammu & Kashmir
LCD	Liquid Crystal Display
LMS	Learning Management System
LoA	Letter of Approval
LoI	Letter of Intent
LoR	Letter of Rejection
LWE	Left Wing Extremism
MAT	Management Aptitude Test
MBA	Master of Business Administration
Mbps	Megabits per Second
MCA	Master of Computer Application
M. Des	Master of Design
M.E	Master of Engineering
M. HMCT	Master of Hotel Management and Catering Technology
MMS	Master of Management Studies
MoA	Memorandum of Association
MODROBS	Modernization and Removal of Obsolescence Scheme
MoE	Ministry of Education
MOOCs	Massive Open Online Courses
MoU	Memorandum of Understanding
M. Pharm	Master of Pharmacy
M. Tech	Master of Technology

Abbreviations	
M. Pharm	Master of Pharmacy
M. Tech	Master of Technology
NAAC	National Assessment and Accreditation Council
NAD	National Academic Depository
NAD	National Academic Depository
NATA	National Aptitude Test in Architecture
NATS	National Apprenticeship Training Scheme
NBA	National Board of Accreditation
NBC	National Building Code
NBCC	National Buildings Construction Corporation
NDL	National Digital Library of India
NEP	National Education Policy
NEAT	National Education Alliance for Technology
NEQIP	North East Quality Improvement Programme
NHEQF	National Higher Education Qualification Framework
NIRF	National Institutional Ranking Framework
NIT	National Institute of Technology
NITTR	National Institute of Technical Teachers Training and Research
NMAT	National Management Aptitude Test
NOC	No Objection Certificate
NPTEL	National Programme on Technology Enhanced Learning
NRI	Non Resident Indian
NSDA	National Skill Development Agency
NTA	National Testing Agency
OCI	Overseas Citizen of India
PC	Personal Computer
PF	Provident Fund
PG	Post Graduate
PGCM	Post Graduate Certificate in Management
PGDBM	Post Graduate Diploma in Business Management
PGDCA	Post Graduate Diploma in Computer Application
PGDM	Post Graduate Diploma in Management

Abbreviations	
PGRC	Public Grievance Redressal Cell
Ph. D	Doctor of Philosophy
PMKVY	Pradhan Mantri Kaushal Vikas Yojana
PM-USPY	Pradhan Mantri Uchchatar Shiksha Protsahan Yojana
PPP	Public Private Partnership
PwBD	Persons with Benchmark Disabilities
QP	Qualification Packs
QS*	Quacquarelli Symonds
R&D	Research and Development
RBI	Reserve Bank of India
RC	Regional Committee
RF	Radio Frequency
RO	Regional Office
RPGF	Refundable Performance Guaranty Fund
RPS	Research Promotion Schemes
SAC	Standing Appellate Committee
SAGY	Saansad Adarsh Gram Yojana
SAMVAY	Skills Assessment Matrix for Vocational Advancement of Youth
SCSC	Standing Complaint Scrutiny Committee
SD	Security Deposit
SEE	Sustainable Energy Engineering
SHC	Standing Hearing Committee
SIH	Singapore India Hackathon
SKP	Skill Knowledge Providers/ Trainers
SWAYAM	Study Webs of Active-Learning for Young Aspiring Minds
SWAYAM PRABHA	Study Webs of Active-Learning for Young Aspiring Minds DTH Channels
TDS	Tax Deduction at Source
TELNET	Terminal Emulation Programme for TCP/ IP Networks
TER	Technical Education Regulatory
TFW	Tuition Fee Waiver
THE Rank	Times Higher Education Ranking
UA	Urban Agglomeration
UG	Under Graduate
UGC	University Grants Commission
UHV	Universal Human Values
UT	Union Territory
Wi-Fi	Wireless Fidelity
XAT	Xavier's Aptitude Test

* British company specialising in the analysis of higher education institutions around the world.

DEFINITIONS

Definitions	
1	"Academic Year" means academic activities of the concerned affiliating University/ Board/Technical Institution in a Year (Odd Semester followed by Even Semester).
2	"Act" means the All India Council for Technical Education Act, 1987 (52 of 1987).
3	"Adjunct Faculty" means resource person as per the guidelines given in Annexure 9 of the Approval Process Handbook.
4	"Advocate" means an Advocate registered with the Bar Council of India.
5	"Affidavit" is a written sworn statement of fact voluntarily made by a deponent under an oath or affirmation administered by a person authorized to do so by Law. Such statement is witnessed as to the authenticity of the deponent's signature by a taker of oaths, such as: a Notary Public or Commissioner of Oaths.
6	"AICTE Web-Portal" means the website hosted by the Council at URL www.aicte-india.org .
7	"Applicant" is the one who makes an application to the Council for seeking any kind of approval under these Regulations.
8	"Approval Process Handbook (APH)" is a Handbook published by AICTE, prescribing norms and procedures for processing of applications submitted for grant of various approvals from time to time.
9	"Approved Institution" means an Institution offering Technical Programmes approved by the Council.
10	"Approved Intake" means the maximum number of students that can be admitted in a Course (excluding the Supernumerary Seats) as approved by the Council.
11	"Architect" means an Architect registered with the Council of Architecture established under the Architects Act, 1972.
12	"Autonomous Institution" means an Institution to which autonomy is granted by UGC and is designated to be so by the Statutes of affiliating University/ Board or by AICTE to Standalone Institutions.
13	"Bandwidth Contention" means the contention ratio, the ratio of the potential maximum demand to the actual bandwidth.
14	"Break in EoA" means break in obtaining Extension of Approval by an Institution on their-own in the previous year(s). Hibernation" Approval in abeyance with the permission of Council.
15	"Build-Operate-Transfer (BOT)" means a project financing, wherein a private entity Receives a concession from the public sector to finance, design, construct and operate Facility stated in the concession contract.
16	"Chairman" means the Chairman of AICTE as described under sub-section 4(a) of Section 3 of the Act.
17	"Co-ed Institution" means the Institution admitting male, female and transgender students.
18	"Commission" means the University Grants Commission established under Section 4 of the UGC Act, 1956.
19	"Company" means a Company established/ registered under Section 8 of the Companies Act, 2013.
20	"Competent Authority for Admission" means an Organization that has the legally delegated authority, capacity, or power to do admission to Technical Institutions in the State Government/ UT concerned.
21	"Compliance Report" means the Report submitted by the Technical Institution complying with the requirements as specified in the Approval Process Handbook for the deficiencies observed by Expert Visit Committee/issues mentioned in the Show Cause Notice/Speaking Order.
22	"Constituent College" means an Institution/ Department/ College/ School which forms a Part of the University.
23	"Contractual Faculty" means a resource person as per the guidelines given in Chapter VII of the Approval Process Handbook
24	"Council" means All India Council for Technical Education established under Section 3 of The AICTE Act.
25	"Course" means one of the branches of learning in a Programme such as Civil Engineering, Mechanical Engineering, etc.

26	<p>"Division" means</p> <ul style="list-style-type: none"> • A batch of a maximum of Sixty (60) or Thirty (30) seats in Diploma/ Under Graduate Degree Courses in Engineering and Technology, excluding supernumerary seats, if any; • A batch of a maximum of Sixty (60) seats in Diploma/ Under Graduate Degree Courses in Hotel Management and Catering Technology/ Post Graduate Courses in Computer Applications and Management Programme, excluding supernumerary seats, if any; • A batch of a maximum of Sixty (60) or Thirty (30) seats in Under Graduate Degree Courses in Computer Applications or Management excluding supernumerary seats, if any; • A batch of a maximum of Forty (40) seats in Diploma/ Under Graduate Degree Courses in Planning Programme, excluding supernumerary seats, if any; • A batch of a maximum of Thirty(30) seats in Diploma / Under Graduate Degree Courses in Applied Arts and Crafts Programme, excluding supernumerary seats, if any; • A batch of a maximum of Thirty(30) seats in Diploma / Under Graduate Degree Courses in Design Programme, excluding supernumerary seats, if any; • A batch of a maximum of Thirty (30) seats in Post Graduate Courses in Engineering and Technology/ Planning/ Applied Arts and Crafts/ Hotel Management and Catering Technology Programme, excluding supernumerary seats, if any; • A batch of a maximum of Fifteen (15) seats in Post Graduate Courses in Design Programme, excluding supernumerary seats, if any; • A batch of a maximum of Sixty (60) seats in Integrated Degree Courses in Engineering and Technology/ Hotel Management and Catering Technology/ MCA Programme and Integrated Degree Course in MBA Programme, excluding supernumerary seats, if any; • A batch of a maximum of Forty (40) seats in an Integrated Degree Course in Planning Programme, excluding supernumerary seats, if any; and • A maximum of Twenty (20) seats per year in Fellow Programme in Management Programme.
27	<p>"EoA" means Extension of Approval granted by AICTE for the conduct of Technical Programme(s)/ Course(s) to an Institution for that Academic Year. "Extended EoA" means Extension of Approval granted by AICTE for the conduct of Technical Programme(s)/ Course(s) to an Institution for more than one Academic Year.</p>
28	<p>"Executive Committee" means the Committee constituted by the Council under Section 12 of AICTE Act.</p>
29	<p>"Expert Visit Committee (EVC)" means the Committee constituted by the Regional Officer as per the composition specified in the Approval Process Handbook to verify offline/ online the availability of Infrastructural facilities of an Institution.</p>
30	<p>"Faculty member" means an individual qualified as per AICTE Regulations, working on Full Time basis in an Institution/ University.</p>
31	<p>"Foreign National" means the Citizen of the Countries other than India who are not of Indian origin as defined under OCI.</p>
32	<p>"Government aided Institution" means a Technical Institution that meets 50% or more of its recurring expenditure out of the grant received from Government or Government Organizations.</p>
33	<p>"Government Institution" means Technical Institution established and/ or fully maintained by the Government.</p>
34	<p>"Head of the Institution" means the Vice-Chancellor in case of a University or an Institution Deemed to be University, the Principal/Director/such other designation as the Administrative Head of the Institution of the Technical Institution referred.</p>
35	<p>"Honours" means degree awarded by a University as per its prevalent norms</p>
36	<p>"Institution Deemed to be University" means an Institution for Higher Education so declared, on the recommendation of the Commission, by the Central Government under Section 3 of the UGC Act, 1956.</p>

37	"Lateral Entry" means admission of students into the second year of Diploma/ Under Graduate Degree Courses as per Chapter VII of the Approval Process Handbook.
38	"Level" means Diploma, Post Diploma Certificate, Under Graduate Degree, Post Graduate Diploma and Post Graduate Degree Programmes
39	"Minority Institution" means an Educational Institution established and administered by a minority Trust/ Society/Company and recognized by Competent Authority as Minority Institution up to the duration specified.
40	"NBA" means the National Board of Accreditation, an autonomous body initially set up by AICTE, registered under Societies Registration Act, 1860.
41	"Non-Resident Indian (NRI)" means an Indian Citizen who is ordinarily residing outside India and holds an Indian Passport.
41	Off Campus-A constituent unit of an Institution under the same Trust, Society or company.
42	"Open and Distance Learning (ODL)" mode means a mode of providing flexible learning opportunities by overcoming separation of teacher and learner using a variety of media, including print, electronic, MOOCs, online and occasional interactive face-to-face meetings arranged by an Institution through Learner Support Services to deliver teaching-learning experience, including practical or work experience.
43	Online Learning (OL) mode means a mode of providing flexible learning opportunities by overcoming separation of teacher and learner using a variety of media, including print ,electronic, MOOCs in a totally Online mode
44	"Overseas Citizen of India (OCI)" means a Foreign national, who was eligible to become Citizen of India on 26.01.1950 or was a Citizen of India on or at any-time after 26.01.1950 or belonged to a territory that became part of India after 15.08.1947. Minor children of such person are also eligible for OCI. However, if the Applicant had ever been a Citizen of Pakistan or Bangladesh, he/ she will not be eligible for OCI.
45	"Private University" means a University duly established through a State/Central Act by a sponsoring body viz., a Society registered under the Societies Registration Act 1860, or any other corresponding Law for the time being in force in a State or a Public Trust or a Company registered under Section 8 of the Companies Act, 2013.
46	"Programme" means the field of Technical Education, i.e. Engineering and Technology, Pharmacy, Architecture and Planning, Applied Arts and Crafts, Design, Hotel Management and Catering Technology, MCA, Management (PGCM/PGDM/MBA) and such other Programmes/ areas as notified by the Act.
47	"Public Private Partnership (PPP)" means a Partnership based on a contract or concession Agreement, between a Government or Statutory entity on the one side and a Private Sector enterprise on the other side.
48	"Regular Courses" means the Courses offered in the timings of Regular Shift, First Shift, Second Shift and Part Time shall be considered as Regular Courses. The Institutions shall have to fulfil all facilities such as Infrastructure, Faculty and other requirements to offer the Regular Courses as per the norms specified in the Approval Process Handbook for the Total Approved Intake and the Institutions may conduct the Courses in the timings of Regular Shift, First Shift, Second Shift and Part Time not exceeding the "Approved Intake" of each Course, as per the convenience of all stakeholders.
49	"Restoration of Intake" means restoring back to the "Approved Intake" of the Institution that was existing prior to any penal action.
50	"Self-Financing Institution" means an Institution started by a Trust/ Society/ Section 8 Company and does not receive grant/fund from Central/ State Government/ UT for meeting its recurring expenditure.
51	"Society" means a Society registered under Societies Registration Act, 1860.
52	"Standalone Institutions" means those Institutions which are not affiliated to any of the University/ Board, but are imparting education by means of conducting regular Courses leading to Diploma/Post Diploma Certificate/Post Graduate Certificate/Post Graduate Diploma Levels in Management, Travel and Tourism, Innovation and Entrepreneurship, Computer Applications and Design.
53	"Standing Appellate Committee (SAC)" means a Committee constituted by the Chairman as per the composition specified in the Approval Process Handbook for considering the appeals of the Technical Institutions.
54	"Standing Complaint Scrutiny Committee (SCSC)" means a Committee constituted by the Chairman as per the composition specified in the Approval Process Handbook for the Scrutiny of Complaints received against the Technical Institutions.

55	"Standing Hearing Committee (SHC)" means a Committee constituted by the Chairman as per the composition specified in the Approval Process Handbook to review the Reports of Expert Visit Committee/ replies received for Show Cause Notices.
56	"State Level Fee Committee" means a Committee notified by the concerned State Government/ UT for Regulation of Fee to be charged by the Technical Institutions.
57	"Supernumerary seats" means Intake over and above the "Approved Intake" which includes TFW, OCI / Foreign Nationals/ Children of Indian Workers in the Gulf Countries, Lateral Entry, PwBD, Kashmiri Migrants and PM-USPY seats notified from time to time and for working professionals.
58	"Technical Institution" means an Institution set up by the Government or Trust/ Society/ Company for conducting Course(s)/Programme(s) in the field of Technical Education, Training and Research in Engineering and Technology, Pharmacy, Architecture and Planning, Applied Arts, Crafts and Design, Hotel Management and Catering Technology, Computer Applications, Management, and such other Programmes and areas as notified by the Act.
59	"Total Approved Intake" includes Intake approved in all the Programme(s)/ Course(s) of an Institution.
60	"Trust" means a Trust registered under the Indian Trust Act, 1882 as amended from time to time or any other relevant Acts.
61	"University Department" means a Department established and maintained by the University.
62	"University" means a University defined under the UGC Act, 1956.
63	Any other word and expression used herein and not defined but defined in the All India Council for Technical Education Act, 1987 (52 of 1987), shall have the same meaning as assigned to them in the said Act.



PREAMBLE

All India Council for Technical Education (AICTE) was set up in November, 1945 with a view to stimulate, coordinate and control the provisions of Educational facilities and industrial development of the post war period. Accordingly, AICTE Act, 1987 was passed by the Parliament with a view to ensure proper planning and coordinated development of the Technical Education System throughout the Country, qualitative improvement of such Education in relation to the planned quantitative growth and the Regulation and proper maintenance of norms and standards in the Technical Education System and for matters connected therewith. As per the act technical education means, "Programmes of Education, Research & Training in Engineering & Technology, Architecture, Town Planning, Management, Pharmacy, and Applied Arts & Crafts and such other programmes or areas as the Central government may in consultation with the Council declare by notification in the official gazette".

Important Provisions of AICTE Act, 1987 in Approval Process

- 10(g) Evolve suitable performance appraisal system for Technical Institutions and Universities imparting Technical Education, incorporating norms and mechanisms for enforcing accountability.
- 10(i) Lay down norms and standards for Course Curriculum, Physical and Instructional facilities, Staff patterns, Staff qualifications, Quality instructions, Assessment and Examination.
- 10(k) Grant approval for starting new Technical Institutions and for Introduction of new Courses or Programmes in consultation with the Agencies concerned.
- 10(n) Take all necessary steps to prevent commercialization of Technical Education. 10(p) Inspect or cause to inspect any Technical Institution.
- 11(1) For the purposes of ascertaining the financial needs of Technical Institution or a University or its standards of teaching, examination and research, the Council may cause an inspection of any Department or Departments of such Technical Institution or University to be made in such manner as may be prescribed and by such person or persons as it may direct.
- 11(2) The Council shall communicate to the Technical Institution or University the date on which any inspection under sub-section (1) is to be made and the Technical Institution or University shall be entitled to be associated with the inspection in such manner as may be prescribed.
- 11(3) The Council shall communicate to the Technical Institution or the University, its views with regard to the results of any such inspection and may after ascertaining the opinion of that Technical Institution or University the action to be taken as a result of such inspection.
- 11(4) All communications to a Technical Institution or University under this Section shall be made to the executive authority thereof, and the executive authority of the Technical Institution or University shall report to the Council the action, if any, which is proposed to be taken for the purposes of implementing any such recommendations as is referred to in sub-section (3).

Future of Technical Education In India

It has been and shall always be the endeavor of AICTE to bring the best educational system for its students taking cognizance of NEP that calls for social and emotional learning which is a crucial component of education.

All the activities of AICTE are focused towards the changes as proposed in the NEP 2020 since last four years by means of various initiatives such as preparation of 'Short & Medium Term' Perspective Plans for Engineering Education in India which focusses on the demand for courses on in emerging technological areas.

AICTE is receptive to the technological changes happening across the global scenario and believes in framing new policies & initiatives and augment the existing ones by scheduling workshops, conferences etc. providing a platform of discussion and inputs from stakeholders.



CHAPTER-I

Grant of Approval for New Institution

Grant of Approval for setting up a "New Technical Institution" offering a Technical Education Programme(s) in Diploma/ Post Diploma Certificate / Under Graduate Degree / Post Graduate Diploma / Post Graduate Degree / Post Graduate Certificate.

1.1 Introduction

- a. The New Technical Institution shall be established by providing Infrastructure and other requirements as per the norms specified in the Approval Process Handbook.
- b. New Technical Institution offering Technical Course(s) / Programme(s) shall NOT be established without prior approval of the Council.
- c. Admission Authority/ Body/ Institution shall not admit students to any Technical Programme of an Institution, which do not have requisite prior approval of the Council.
- d. The applications received by the Council shall be processed as per the norms and procedures specified in the Approval Process Handbook.
- e. The Institution shall also have to adhere to the existing Central, State and Local Laws and norms of other Regulatory Bodies also, if applicable.
- f. State Government / UT providing financial assistance for establishment of Technical institutions in order to offer the Technical Course (s) / Programs at DIPLOMA/UG/PG level. The Government must have requisite land for establishment of new institute.
- g. It is not mandatory for State Public, Private Universities and Central Universities to take AICTE approval as per the AICTE Act. However, Universities shall seek approval of AICTE for availing the benefits of AICTE Schemes/Initiatives as per the prevailing policies/norms to maintain the standards and norms as prescribed.
- h. Applications which were rejected and issued Final LoR in the previous academic year AY 2023-24 may apply afresh for approval as per applicable TER charges.

1.2 Timeline

- a. AICTE shall notify through a Public Notice in the leading newspapers and through AICTE Website from time to time, inviting applications along with detailed time-lines
- b. The submission of an application on AICTE Web Portal and payment shall not be later than the last date as notified in the Public Notice/ AICTE Website.

1.3 Application for Seeking Approval of the Council

1.3.1 To grant approval for establishment of a Technical Institution, online application on AICTE Web Portal through National Single Window System(NSWS) is mandatory. Application submitted offline shall NOT be accepted.

1.3.2 For Setting up a New Technical Institution proposed to offer a Programme in,

- a. Engineering and Technology / Planning / Applied Arts and Crafts / Design/ Hotel Management and Catering Technology (Diploma/ Under Graduate / Post Graduate)
- b. Computer Applications (Under Graduate / Post Graduate)
- c. Management (Under Graduate/Post Graduate Certificate/ Post Graduate Diploma/ Post Graduate Degree)

1.3.3 For the existing Institutions approved by other Regulatory Bodies, seeking approval for the first time from AICTE for conducting Technical Programme(s):

- a. Offering Course(s) in Applied Arts and Crafts/ Vocational (Technical) Programme without having approval from AICTE.
- b. Non-Technical Institutions already running Under Graduate courses (BCA/ BBA/ BMS etc.) and Post Graduate courses (MCA/ MBA etc.) in Management and Computer Applications without approval of AICTE

NOTE: Exclusive building and Director/Principal are not required for Institutions under 1.3.3 (b) However, the Institutions should fulfil all other norms as specified in the Approval Process Handbook such as separate Head of the Department, Faculty, Infrastructure, Built-up area, etc.).

1.3.4 Eligibility of the Promoter

- a. A Society, registered under the Societies Registration Act, 1860 through the Chairman/ Secretary of Society; or A Trust, registered under the Indian Trust Act, 1882 as amended from time to time or any other relevant Acts through the Chairman/ Secretary of the Trust;

or

A Company established under Section 8 of the Companies Act, 2013.

or

- b. Central/ State Government/ UT Administration or by a Society/ Trust registered with them. The above bodies shall apply individually or under Public Private Partnership (PPP)/ Build-Operate- Transfer (BOT) mode through an Officer authorized by Central/ State Government/UT.

A Company having any foreign equity directly or indirectly as shareholding shall NOT be permitted to apply for setting up a Technical Institution (with exceptions provided by the Government).

1.4 Submission of online Application by the Promoter

1.4.1 Submission of online application through NSW portal & Allotment of USER ID for AICTE portal

- a. All new institutions shall register on NSW portal and the registered application will be re-directed to AICTE web portal.
- b. An unique USER ID with password shall be allotted to each new application on payment of Rs. 6000 (Rupees Six Thousand only), through the payment gateway on AICTE Web-Portal @ www.aicte-india.org
- c. In case the allotted password is forgotten, the Institution shall apply online for a new password. Technical Education Regulatory (TER) Charges of Rs. 6000 (Rupees Six Thousand only) shall be made through AICTE web portal. The proof of payment and an Affidavit 1 for "Forgotten Password" shall be submitted to AICTE through the portal for allotment of new Password to the Applicants.
- d. Using the allotted credentials, Online application in the prescribed Form shall be filled and submitted on AICTE Web-Portal@ www.aicte-india.org and an unique identification number will be

allotted to each application for further reference. The Applicant shall be able to track the status of the application at various stages of processing using this unique identification number.

1.4.2 Technical Education Regulatory (TER) Charges

- a. Technical Education Regulatory (TER) Charges Rs. in Lakh for setting up a new Technical Institution offering a Technical Programme at Diploma/ Post Diploma Certificate/ Under Graduate Degree/ Post Graduate Diploma/ Post Graduate Degree are given in Table 1.1:

Table 1.1 – Technical Education Regulatory (TER) Charges (Per Year)

Sl.No.	Type of Institution	TER Charges Rs. in Lakh
i	Government /Institution setup in J&K / Leh & Ladakh / North Eastern states/PwBD / Institution setup exclusively for women	1.00
ii	All other Institutions (including Minority & Government-Aided Institution)	10.00
iii	All Applicants under (i) and (ii) whose applications were rejected and issued Final LoR in the previous academic AY 2023-24**	Govt : 0.25
		Others : 1.00

** Not applicable for Applications, which were rejected in the last academic year and TER Charges refunded under **Clause 1.4.2 (h)**

NOTE: 10% TER charges will be increased annually.

- b. All the new applications shall be processed as per the procedure described in Annexure (Scrutiny, Re-Scrutiny, EVC, SAC/SHC).
- c. In an extraordinary circumstance, if an additional Scrutiny Committee and Standing Hearing Committee/ Standing Appellate Committee (including Court directions to any type of Institutions) has to be conducted, then the Applicant has to remit Rs. 0.60 Lakh through online as an additional TER Charges.
- d. In an extraordinary circumstance, if an additional Expert Visit Committee (Online/Physical) has to be conducted (inclusive of the Court directions to any type of Institutions), the Applicant has to remit Rs. 1.25/Rs. 2.50 Lakh respectively through online as an additional TER Charges.
- e. The TER Charges shall be paid through AICTE payment gateway on AICTE Web-Portal @ www.aicte-india.org within the deadline failing which, the application shall not be considered.
- f. Only those applications submitted within the cut-off date, including payment shall be considered for processing.
- g. In case of eligible refund/ excess payment, if any, after processing, the amount shall be refunded to the Applicant.
- h. Applications submitted under **Clause 1.3.2**, if rejected at the Level of Scrutiny/ Re-Scrutiny without availing the appeal provision, the TER Charges after a deduction of Rs.0.60 lakh shall be refunded to the Applicant/Institution.
- i. In case of rejection of an application submitted under **Clause 1.5.2**, if opted for the issue of Extension of Approval of the existing Programme(s), refund shall be made after deducting the applicable TER Charges.

- 1.4.3 All Applicants shall ensure that the data entered/edited in their online application on AICTE web portal @ www.aicte-india.org are correct. Facility to edit the data will be available until the final submission of the application. After the final submission, the data entered is not allowed for any further editing till the processing of the application is completed. All the documents to be submitted along with an online applications should be DIGITALLY SIGNED (using Digital Signature Certificate-DSC) and submitted on AICTE Web-Portal on or before the last date as notified in the Public Notice / AICTE web-portal.

NOTE: Institutions shall NOT be Permitted to Submit Applications without DSC.

- 1.4.4 All Applicants shall submit an Affidavit 2 sworn before First Class Judicial Magistrate or Public Notary or an Oath Commissioner on Rs.100/- Non-Judicial stamp paper/ e-stamp paper (Digitally Signed). In case of any false information, AICTE shall invoke the provisions, civil and/or criminal as per the Regulations in place.
- 1.4.5 All the Applicants shall submit a copy of the application (as submitted on AICTE portal) to the State Government/UT and affiliating University/ Board immediately and get a receipt with the Official Seal from the authorized signatory for the same.
- 1.4.6 All the Applicants shall upload one set of documents as per Annexure-1 of APH (Digitally Signed by Chairman /Secretary of the Trust /Society /Company) on AICTE web portal. Any document uploaded on AICTE web portal without Digital Signature shall not be considered as valid document.

NOTE: Online Applications complete in all respects (including processing fee, if applicable) shall ONLY be processed as per the procedure defined in this Approval Process Handbook.

- 1.4.7 AICTE gives approval to Institutions based on the norms / standards prescribed by the Council from time to time. To get permission from State Government/ Affiliating University /Board is the sole responsibility of the Institution.

1.5. Establishment of a New Technical Institution

1.5.1 Requirements and Eligibility

- a. The Promoter Trust/ Society/ Company shall have the Land and built-up area as required and its Lawful possession with clear title in the name of the Promoter Trust/Society/Company on or before the date of submission of application.
- b. Requirements for Technical Institution shall be as per the norms specified in Chapter VI of the Approval Process Handbook.
- c. Building Plan for the entire duration of the Programme(s) of the Institution shall be prepared by an Architect registered with Council of Architecture/ Licensed Surveyor and shall be approved by the Competent Authority, designated by concerned State Government/ UT. However, Infrastructure requirements for the First Academic Year should be completed in all aspects.
- d. The Head of the "Technical Institution" shall be designated as the "Principal/ Director" having qualifications as per AICTE norms.

- 1.5.2 The existing Institutions applied for Closure of the Institution are also eligible to apply for starting a new Technical Institution in the same premises in the same Academic year. Technical Institutions applying under this Clause shall have to apply for Progressive/ Complete Closure of the Institution for the existing Programme(s) and shall apply for a different Programme. However, the Applicant has to make Material/ Non-Material amendment of the Building Plan, Site Plan, etc. duly approved by the concerned Competent Authority (if applicable) to suit the requirements of the new Programme.

- a. In case of such application being approved, the existing Institution shall be considered as CLOSED (Progressive/ Complete Closure, as applicable) and the liabilities, if any, arising out of this, shall solely be that of Trust/ Society/ Company/ Technical Institution.
 - b. In case of the application being rejected, the same shall be processed for the Closure of the Institution/ issue of Extension of Approval as per the choice mentioned in the application.
- 1.5.3 The fund position of the Applicant shall be in the form of FDRs and/ or Bank accounts in the Nationalized Bank or Scheduled Commercial Bank recognized by Reserve Bank of India as mentioned in the Table 1.2, on the date of Scrutiny. However, for Government/ Government Aided Institution/ Central/ State University, Government must have budget provision of minimum RS. 100 lakh and requisite land / built-up area for establishment of new institute.

Table 1.2 – Required Fund position for New Technical Institute

Sl. No.	Programme proposed (Diploma/ Post Diploma/ Under Graduate Degree/ Post Graduate Diploma/ Post Graduate Degree)	Total minimum funds required as proof of Operational Expenses at the time of Scrutiny in the Name of the Trust/ Society/ Company (RS. in Lakhs)
i	Engineering and Technology	100
ii	Planning	50
iii	Applied Arts and Crafts	50
iv	Design	50
v	Hotel Management and Catering Technology	50
vi	Computer Applications	50
vii	Management	50

- 1.5.4 Institutions other than Government cannot use the name of Technical Institution in such a way that the abbreviated form of name of the Technical Institution becomes IIM/IIT/IISc/NIT/IISER/IIIT/IIEST/AICTE/UGC/ MoE/Gol.

The Applicant shall also not use the word(s) Government/ India/ Indian/ National/ All India/ All India Council/ Commission in the name of the Technical Institution giving an interpretation that it is a Govt. Institute while being a fully Private Institute and other names as prohibited under the Emblems and Names (Prevention of Improper Use) Act, 1950. Provided that the restrictions mentioned above shall not be applicable, if the Technical Institution is established by the Government of India or its name is approved by the Government of India.

- 1.5.5 Applicants shall NOT use the names of the existing Institutions within the State. The existing Institutions having the same names run by the same/different Society/Trust/Company within the State/ UT shall at least add the name of the Village/Town/City where it is located as an integral part of the name of the Institution.

- 1.5.6 All Institutions shall use the same font and size for the full name of the Institutions, wherever it is displayed.

1.6 Appointment of Principal/Director and Faculty in Newly Approved Institution/ Programme

- a. New Technical Institutions granted Letter of Approval shall comply with the appointment of Faculty/ Principal/ Director as the case may be, as per Policy regarding minimum qualifications, pay scales etc., as specified in the Approval Process Handbook.
- b. Institutions shall appoint Faculty/Principal/Director, other Technical Supporting Staff and Administrative Staff strictly in accordance with the methods and procedures of the concerned affiliating University/ Board, State Government/ UT and Hon'ble Court directions, if any, and as applicable in the case of selection procedures and Selection Committees.
- c. The information about these appointments of Faculty /Principal/Director, in the prescribed Format shall be uploaded on the Web-Portal of AICTE.

Table 1. 3 : Intake, number of Courses & Division allowed for different program & at different levels

S No.	Programme	Levels											
		Diploma				Under Graduate				Post Graduate			
		Intake per Division	Courses	Division	Max Intake	Intake per Division	Courses	Division	Max Intake	Intake per Division	Courses	Division	Max Intake
1	Engineering and Technology	60/30	Max. 6	Max. 6/12	360	60/30	Max. 6	Max.6/12	360	30#	Max. 5	Max. 5	150
2	Applied Arts and Crafts	30	Max. 3	Max. 3	90	30	Max. 3	Max. 3	90	30	Max. 3	Max. 3	90
3	Design	30	Max. 3	Max. 3	90	30	Max. 5	Max. 5	150	15	Max. 3	Max. 3	45
4	Hotel Management & Catering Technology	60	Max. 3	Max. 3	180	60	Max. 3	Max. 3	180	30	Max. 3	Max. 3	90
5	Computer Applications	NA	NA	NA	NA	60/30	Max. 5	Max. 5	300	60	Max. 5	Max. 5	300
6	Management	NA	NA	NA	NA	60/30	Max. 5	Max. 5	300	60	Max. 6	Max. 6	360
7	Planning ##	NA	NA	NA	NA	40	Max. 3	1	120	30	1	1	30

Minimum of 6 seats in steps of 6 up to maximum 30

Planning courses proposal based on NITI Ayog recommendations and budget announcement.

NOTE: Maximum intake allowed in the above table is not applicable for existing Non-Technical Institutions already running under graduate courses in Computer Application/ Management.

- d. An Institution shall not commence the Courses, without the appointment of all the Faculty members and other Staff.

1.7 Intake allowed for New Technical Institution

- 1.7.1 The promoter may apply for one or more programme(s). In case of Engineering and Technology program, the promoter should start with a minimum of four courses out of which there should be at least **THREE CORE BRANCHES/COURSES** (including Multidisciplinary / Region Specific) and ONE course of emerging area. However, the "maximum intake allowed" for the Programme(s) shall be as specified in **Table 1.3**
- 1.7.2 The **Annexure-11** of the APH provides the details regarding the nomenclature of the courses for Diploma/Under Graduate / Post Graduate Level/Post Graduation Diploma or a combination thereof.

NOTE: One Division with Collaboration and Twinning is permissible in each Program Course(s). State/Central Universities or Autonomous Government Institutions offering Only Post Graduate Courses in Engineering and Technology shall be granted a **MAXIMUM** of 5 Courses. Any additional Course(s) shall be granted to such Institutions based on the valid National Board of Accreditation (NBA). The Institution shall have "Nil Deficiency" based on Self-Disclosure as per the Deficiency Report generated through Web-Portal.

1.8 Process for Evaluation of the Application by the Scrutiny/ Re-Scrutiny Committee:

- a. The applications submitted under this Chapter shall be evaluated by Scrutiny/Re-Scrutiny Committee as per process shown in **Annexure-7** of the Approval Process Handbook by selection of committee members through a web portal based automated selection process made available by AICTE.
- b. The date and time for Scrutiny/Re-Scrutiny Committee shall be informed by the Regulation Bureau to the institutes and the concerned experts.
- c. Two representatives of the Applicant (Chairman/ Secretary of the Trust/Society/Company or Principal/ Director/ Faculty of the Institution/ Trustee duly authorized by Chairman / Secretary of the trust) along with Self-Attested Photo ID proof shall present their case along with the supporting documents before the Scrutiny/ Re-Scrutiny Committee.
- d. Applicants shall present their application along with original documents and self-attested copies as per Annexure-1 of the Approval Process Handbook, before the Scrutiny Committee. Applicants shall adhere to Scrutiny/ Re-Scrutiny schedule and not to remain absent at the time of Scrutiny/Re-Scrutiny.
- e. Applicant shall submit online a set of attested copies of original documents to the Regulation Bureau, produced during online Scrutiny/Re-Scrutiny committee. The Scrutiny Committee shall verify the authenticity of the documents submitted by the Applicant as mentioned above and shall countersign (if verified offline) all the documents that are accepted.
- f. Based on the recommendations of the Scrutiny Committee, the deficiencies, if any, shall be communicated to the Applicant through AICTE Web-Portal and institution are expected to fulfil them for re-scrutiny committee.
- g. The Re-Scrutiny Committee shall verify **ONLY** the deficiencies pointed out by the Scrutiny committee as per the norms and standards and shall countersign (if verified offline) all the documents that are accepted.
- h. Applications that are found to be in order in all respect by the Scrutiny/ Re-Scrutiny shall be processed further for EVC.
- i. The Institutions applied for simultaneous closure & opening of new Institution shall be processed through Scrutiny/ Re-Scrutiny/ EVC. The application for Closure of the Institution shall be processed first and if closure is recommended, then only the application shall be processed further for the establishment of new Technical Institution following the applicable procedures specified in the Approval Process Handbook.

NOTE: All the Scrutiny/Re-Scrutiny and EVC will be conducted in online mode. Under extraordinary circumstances (including Court directions) the Scrutiny / Re-Scrutiny and EVC will be conducted in Offline mode also. All the processing of Scrutiny /Re-Scrutiny / EVC shall be recorded to have Transparency and Accountability.

1.9 Process for Evaluation of the Application by the Expert Visit Committee (EVC)

- a. The Expert Visit Committee shall be constituted by selection of committee members through a web portal based automated process made available by AICTE. The EVC shall verify physically/ online the infrastructural facilities of the institution.
- b. Additional experts, if required, may also be co-opted in any of the Committee for processing of applications, Complaints, etc.
- c. EVC shall verify Readiness with respect to Instructional, Administrative, Amenities, Laboratory Equipment's, relevant documents and other Essential and Desirable requirements (as defined in **Chapter VI**) of the Technical Institution as per the **Annexure-3 & 4** of the Approval Process Handbook.
- d. Progress related to appointment of Principal/ Director and Faculty with respect to the norms, standards and conditions prescribed by the Council.
- e. They shall verify actual availability of Equipment as per the Curriculum and Syllabus of the affiliating University/ Board and Computers, Software, Internet, Printers, Book Titles, Book Volumes, subscription of National and International Journals and entry in the Stock Registers as specified in the Approval Process Handbook.
- f. In case of online EVC, the institution shall prepare a video showcasing all the infrastructural facilities for not less than 30 minutes and shall upload the same in the Trust / Society website and share the link in the web portal. Also, Attested Copies of documents (as applicable) as mentioned in **Annexure-1** of the Approval Process Handbook need to be uploaded on portal.
- g. In case of Physical EVC, the institution shall arrange for Video recording (institution expense) with the date and time of the entire proceedings of the Expert Visit Committee. The institution shall upload the same in the Trust / Society Website and share the link in the web portal. Also, Attested Copies of documents (as applicable) as mentioned in **Annexure-1** of the Approval Process Handbook need to be uploaded on portal.

NOTE: The video recording with briefing by one of the Institute representative for not less than 30 minutes shall cover the entry and exit of the Committee with time, the Building Plan approved and signed by the Scrutiny/ Re-Scrutiny Committee, GPS Coordinates at the entrance of the main building, academic building, administrative building and library in addition to the recording of other details. The Institute shall also arrange Laptop/Desktop with Internet facility, Scanner and Printer to the EVC (only in offline mode)

- h. The Scrutiny/Re-Scrutiny Committee Report and EVC Report shall be made available to the institutions through AICTE web portal.

1.10. Grant of Approval

- a. The Executive Committee (EC) after considering the recommendations of the Committee and views of the Regulation Bureau shall take decision either to grant of approval or otherwise. The decisions of the Executive Committee shall be ratified by the Council.
- b. The decision of the Executive Committee shall be uploaded on the Web-Portal in the form of Letter of Approval (LoA) or Letter of Deficiency (LoD)/ Letter of Rejection (LoR). Also, Speaking Order will be made available on AICTE web portal in case of LoR with specific reasons for rejection of the application.
 - i. In case of the Technical Institutions granted Letter of Approval that failed to admit the students in the current Academic Year due to Non-affiliation by the University/ Board or Non-Fulfilment of State Government/ UT requirements shall submit an Affidavit for the same within 7 days from the date of intimation for the credit of Security Deposit in AICTE bank account to the Regulation Bureau. Such Applicants are permitted to pay the Security Deposit in the next Academic Year as per the above deadlines.

- ii. Letter of Approval (LoA) for new Technical Institutions, if issued, shall be valid for two Academic Years from the date of issue for obtaining affiliation from the respective University/ Board and fulfilling State Government/ UT requirements for admission in the respective Academic Year. However, all the applications which were issued LoA for starting new Technical Institutions shall apply for Extension of Approval (EoA) from the next Academic Year onwards, irrespective of the admission of the students or otherwise.

NOTE: On Expiry of the Validity of Two Years, the LoA Stands Cancelled.

1. An Expert Visit Committee may be conducted any time before the first batch of students has passed out, to verify the fulfillment of the norms as specified in the Approval Process Handbook.
 2. It is the sole responsibility of the Institutions to inform the rejection of the Council to the concerned authorities who had given the NOC for the Closure of the Institution in view of their application.
- c. A Letter of Approval (LoA)/ Letter of Deficiency (LoD)/Letter of Rejection (LoR) with the reasons for rejection of the application shall be issued to the Institution through Web-Portal, on or before the last date mentioned in the Academic Calendar.
 - d. Any Institution/ Applicant, if aggrieved by the decision of the Executive Committee, shall appeal as per **Clause 1.11** of this Chapter and the final decision of the Council shall be intimated through portal on or before the last date mentioned in the Academic Calendar.

1.11 Appeal Procedure

- a. As per the provisions laid down in Clause 1.10 of this Chapter, an Institution/ Applicant, if aggrieved by the decision of the Executive Committee shall have the right to appeal (through portal) once to the Council within 7 days from the date of issue of Letter of Deficiency (LoD).
- b. The appeal of the Institution shall be considered by the Standing Appellate Committee. The appeal schedule shall be notified on the Web-Portal/website.
- c. Applicants should adhere to the given schedule of Standing Appellate Committee and not foreman absent in view of the stern time limit given by the Hon'ble Supreme Court. Hence, the Applicants are instructed to be prepared with the supporting documents in proof of the compliance of deficiencies and present the same to the Committee, even in case of short notice.
- d. The Report of the Scrutiny/ Re-Scrutiny Committee and Expert Visit Committee (as applicable) shall be placed along with the observations of the Regulation Bureau, before the Standing Appellate Committee on the date and time scheduled by AICTE. Two representatives of the Applicant (Chairman/Secretary of the Trust/ Society/ Company or Principal/ Director/ Faculty of the Institution/ Trustee duly authorized by them) along with Self- Attested Photo ID proof shall present their case along with the supporting documents before the Standing Appellate Committee. The SAC shall either Recommend/ Not Recommend the case to the Council or recommend for SC / EVC. Accordingly, Scrutiny /Expert Visit Committee shall be conducted as per **Clause 1.8 & 1.9** of this Chapter and the reports of the same shall be placed before another Standing Appellate Committee inviting the representatives of the Institution along with the compliance and supporting documents for taking a final decision as to Recommend/ Not Recommended.
- e. The recommendations of the Standing Appellate Committee shall be placed before the Council whose decision shall be final and the same shall be uploaded on the Web-Portal.
- f. Applicants, whose applications are recommended for grant of approval by the Council, shall be informed for submission of Security Deposit along with an **Affidavit 3** as per **Clause 1.12** of this Chapter.
- g. A Letter of Approval (LoA)/Letter of Rejection (LoR) with the reasons for rejection of the application shall

be issued to the Institution through Web-Portal, on or before the last date mentioned in the Academic Calendar.

1.12 Security Deposit

Applicants for starting new Technical Institutions other than Government/ Government aided Institutions whose applications are recommended for Letter of Approval (LoA) by the Executive Committee shall be informed for the creation of Security Deposit as per APH Provisions.

- Existing Institutions applied under **Clause 1.3.3** and in existence for more than 5 years with the respective Regulatory Bodies are exempted from the payment of Security Deposit.
- Applicants, whose applications under **Clause 1.5.2** are recommended for starting new Technical Institutions shall create the Security Deposit for the balance amount of the Security.
- Deposit created earlier, as per the requirements of the Approval Process Handbook for the remaining period of 10 years, as applicable. No deposit is required where NOC was already issued to the Institution for the release of the earlier FDR.

Table 1.4 Security Deposit (in Lakh) applicable for Institutions under Different Programme(s)

Sl.No.	Programme	Diploma/ Post Diploma	Under Graduate	Post Graduate Diploma/ Post Graduate Degree
1	Engineering and Technology	15	35	15
2	Planning	15	15	15
3	Applied Arts and Crafts	15	15	15
4	Design	15	15	15
5	Hotel Management and Catering Technology(HMCT)	15	15	15
6	Computer Applications (viz.BCA, MCA, etc.)	-	5	15
7	Management (viz. BBA, MBA, etc.)	-	5	15

Note: The Security Deposit amount shall be DOUBLE in case of private leased building / land.

- The amount deposited by the Institution shall remain with the Council for 10 years. The interest accumulated on the deposit shall be retained and utilized by the Council for Institutional Development activities, Quality Improvement Programme for Faculty, giving Scholarships to students, etc.
- The Principal amount shall be returned to the Trust/ Society/ Company on completion of the term. However, the term of the deposited amount could be extended for a further period as shall be decided on a case to case basis and/ or forfeited in case of any violation of norms, conditions, and requirements/ Non-Performance by the Institution/ Complaints against the Institution.

आचार्यात् पादमादत्ते पादं शिष्यः स्वमेधया ।

पादं सन्नह्यचारिभ्यः पादं कालक्रमेण च ॥

System for generation/transmission of power through motion or continuous rotation of shafts, wheels or wedges is called a machine.



CHAPTER-II

Grant of Extension of Approval for Existing Institutions

Grant of 'Extension of Approval (EoA)' for Existing Institutions for the following:

- i. Extension of Approval (EoA) based on Self-Disclosure
- ii. Increase in Intake/ Additional Course(s).
- iii. To start new Programme/ Level in the existing Institutions.
- iv. Introduction/ Continuation of seats for Non Resident Indian(s).
- v. Introduction/ Continuation of supernumerary seats for Foreign Nationals/ Overseas Citizen of India (OCI)/ Children of Indian Workers in Gulf Countries
- vi. Introduction of Integrated/Dual Degree Course
- vii. Introduction of Off-Campus
- viii. Introduction/Continuation of Fellow Programme in Management
- ix. Merger of Institutions under the same/ different Trust/ Society/ Company operating in the same Campus or City
- x. Conversion of Diploma Level into Degree Level and vice-versa
- xi. Conversion of Women's Institution into Co-ed Institution and vice-versa
- xii. Extension of Approval of the existing Institutions after a break in the preceding Academic Year (s) / Hibernation/Restoration of Intake
- xiii. Change of Site/ Location
- xiv. Change in the Name of the Course(s)/ Merger of the Courses/ Reduction in Intake/ Closure of Programme(s)/Course(s)
- xv. Change in the Name of the Institution or Affiliating University/ Board or Type of Institution (Institution(s) converted into a University)
- xvi. Change in the Name/Address of the Trust/ Society/Company
- xvii. Closure of the Institution.

2.1 Introduction

- a. Existing institutions shall be eligible for getting 3 years' Extension of Approval (EoA) from the AY-2024-25 by remitting 3 years' TER Charges (Table 2.1) by meeting ANYONE of the following criteria:
 - i. Figured in 8th Edition of NIRF ranked Institutions (announcement made on 5th June 2023).
 - ii. Figured in QS World Ranking Asia-2024 (announcement made on 8th Nov 2023).
 - iii. Institutions having minimum of 30% eligible courses with NBA accreditation having validity till 30th April 2025. (The institutions should continue to get accreditation of their programs)
 - iv. Institutions with valid NAAC score of 3.01 and above on scale of 4.0.

- v. Institutions having conferred 'Autonomous Status' by UGC/Autonomy by AICTE.
- vi. Institutions having more than 80% admission consecutively for last 5 Academic Years.

Note: Although, the institutions can get extended EoA for 3 years, annually they need to submit information/data during the AICTE Approval Process time of respective years.

- b. Institution offering Technical Programme(s)/ Course(s) shall not admit students without prior approval of the Council.
- c. Every Institution offering Technical Programme at Diploma/ Post Diploma Certificate/ Under Graduate Degree/ Post Graduate Diploma/ Post Graduate Degree Level shall submit an application through AICTE web portal to the Council every year for Extension of Approval of Course(s).
- d. The applications received shall be processed as per the norms and procedures specified in this Approval Process Handbook. The Institution shall also have to adhere to the existing Central, State and Local Laws and norms of other Regulatory Body, if applicable.
- e. In case of Institutions having Lease agreement for Land, the Council shall not issue EoA from the Year in which the Live Lease is equal to the number of years of the Course having the maximum duration. However, if such Institutions submit the Lease extended for a further 30 years, application shall be considered for EoA.

2.2. Time Schedule for Processing of Applications

- a. AICTE shall notify through a Public Notice in the leading newspapers and through AICTE Website from time to time inviting applications with cut-off dates for various categories and processing thereof. The time schedule mentioned in the Public Notice / AICTE Website shall be final and binding. To process any request from the Institutions regarding approval, online application is mandatory. **Applications submitted offline shall NOT be considered.**
- b. The submission of an application on the AICTE Web-Portal and payment of TER Charges shall not be later than the last date as notified in the Public Notice / AICTE Website from time to time.

2.3 Submission of Application for Extension of Approval

2.3.1 Submission of Application

- a. The existing Institutions using their Login credentials shall enter/ edit data as required and shall submit the application in the prescribed Format on AICTE Web-Portal. A unique identification number is allotted to each application for further reference and to track the status of the application at various stages of processing.
- b. If any existing Institution has forgotten the Password, the Institution shall apply online for a new password. Technical Education Regulatory (TER) Charges of Rs.6000/- (Rupees Six Thousand Only) shall be made through the payment gateway on the AICTE Web-Portal. The proof of payment and an **Affidavit 1** for "Forgotten Password" shall be Uploaded on the portal for allotment of new Password to the Applicants after verification.

NOTE: ALL Standalone PGDM/PGCM institutions who have NOT uploaded full details of all the students since inception of the program on AICTE web portal despite continuous correspondence since AY 2018 -19 shall NOT be allowed to apply for any of the categories mentioned above.

2.3.2 Technical Education Regulatory (TER) Charges

- a. TER Charges in Rs. Lakh for various applications of (Diploma / Post Diploma / Under Graduate Degree / Post Graduate Diploma / Post Graduate Degree/ Fellow Programme in management Institutions are given below:

Table 2.1. Technical Education Regulatory (TER) Charges

TER Charges (Rs. in Lakh)								
Type of Institution	Extension of Approval based on Self-Disclosure			Penalty for Late Submission	Break in EoA/ Restoration of Intake	Introduction of OCI / FN / Children of Indian Workers in the Gulf Countries seats/Off-Campus**	Continuation of OCI/ FN/Children of Indian Workers in the Gulf Countries seats per Course	Introduction of Fellow Programme in Management
	Per Division							
	All Programmes (except PGDM/ MBA)	PGDM/ MBA	Vocational Courses					
Government/ Central University/ State University*	0.05	0.15	Nil	0.25	0.50	0.50	0.05	0.50
All other Institutions (including Govt. Aided & Minority Institutions)	0.20	0.40	Nil	2.50	2.50	6.00	0.30	1.25
TER Charges (Rs. in Lakh#)								
Type of Institution	Change of site/Location / Conversion of Diploma Level into Degree Level / To start each New Programme /Level in the existing Institutions/ Change in the Name of the Trust / Society/ Company/ Merger of Institutions under the same/ Different Trust /Society/ Company operating in the same Campus/City			Conversion of Degree Level into Diploma Level/ Conversion of Women's Institution into Co-ed Institution and vice-versa/ Introduction or Continuation of NRI seats/Increase in Intake additional Course(s) including* Maximum Intake Allowed*/ Introduction of Integrated/Dual Degree Course(s)			Change in the Name of the Course(s)/ Merger of the Courses/ Reduction in Intake/Closure of Programme (s)/ Course(s)/Change in the Name of the Institution/ affiliating University/Board* or Type of Institution(Institution(s) converted into a University)/ address of Trust / Society / company	
Government / Central University/State University*	0.25			0.15			0.10	
All other Institutions (including Govt. Aided & Minority Institutions)	3.50			1.25			0.60	

TER charges for EoA based on Self-Disclosure and Continuation of OCI / FN / Children of Indian Workers in the Gulf Countries seats are considered for the number of Divisions and Courses respectively of the Applied Intake.

NO TER Charges shall be levied for Postgraduate Degree Courses (other than MCA and Management) and institutions applying under hibernation Clause.

* NO TER Charges shall be levied, if the State Government / UT changes the jurisdiction of the affiliating University and if the nomenclature of course is not available in the University for Course Name Change.

** Only affiliating institutions are eligible .

NOTE i. TER charges will increase @ 10% annually.

ii. Above TER Charges (other than EoA based on Self-Disclosure and Continuation of OCI/ FN/ Children of Indian Workers in the Gulf Countries seats) are applicable irrespective of number of Divisions / Courses.

iii. TER Charges shall NOT be refunded in any case, if the application is processed and rejected as specified in this Approval Process Handbook.

iv. TER Charges for Change in the Bank Details is Rs. 6000/- (Rupees Six Thousand) only.

- b. If any additional Scrutiny Committee and Standing Hearing Committee/Standing Appellate Committee has to be conducted online/offline (including the Court directions) for any type of Institutions, then the Applicant has to remit Rs. 0.60 Lakh (Rs. 0.15 Lakh for Government) through online as an additional TER Charges.
- c. If any additional Expert Visit Committee has to be conducted (Online/Physical) (inclusive of the Court directions) to any type of Institution, the Applicant has to remit Rs.1.25Lakh for online EVC and Rs. 2.50 Lakh for Physical EVC (for Government Rs. 0.25 Lakh & 0.50 lakh respectively) as an additional TER Charges.
- d. The TER Charges shall be paid through AICTE payment gateway on AICTE Web-Portal within the deadline, failing which, the application shall not be considered for processing.
- e. Applications submitted under Change of Site/ Location/ Conversion of Diploma Level into Degree Level & vice-versa / To start new Programme / Level in the existing Institutions / Merger of Institutions (under the same/ different Trust / Society / Company operating in the same Campus or City), if rejected at the Level of Scrutiny / Re-Scrutiny without availing the appeal provision, the TER Charges after a deduction of Rs.0.60 lakh shall be refunded to the Applicant.

2.3.3 Data entry, deficiency report and reopening of the submitted applications.

- a. All Applicants shall ensure that the data entered / edited are correct. Facility to edit the data is available until the final submission of the online application.
- b. AICTE Web-Portal allows the generation of Deficiency Report for the online submitted applications.
- c. After the final submission of the application, the data entered shall NOT be allowed for any further editing, till the processing of application is completed. Hence, the Applicants shall exercise utmost caution before submitting the application.
- d. If an Institution has wrongly submitted an application, the same shall be represented to AICTE, Headquarters along with the Resolution of the Trust / Society / Company (Director/Principal/Authorized person in case of Government institutions), duly signed by the Chairperson / Secretary to that effect in the **Format 3**, within the last date as notified in the Public Notice for Approval process /AICTE Web-Portal.
- e. The application shall be reopened ONE TIME to enable the Institution to rectify the same and resume it with necessary TER Charges along with the Penalty for Late Submission (as applicable), with the approval of Competent Authority.

- f. After the submission of the application along with TER charges, if an institution intends to revoke the application for a specific purpose (other than Extension of Approval), the same shall be represented by the Institution to AICTE, along with the Resolution of the Trust/ Society/ Company, duly signed by the Chairman/ Secretary to that effect in the Format 3, at least within 7 days from the last date as notified in the Public Notice / AICTE Website. Then TER Charges after a deduction of Rs. 0.25 Lakh/- shall be refunded to the Applicant and if the Closure of the Course(s)/Programme(s)/Institution is revoked as per the approval of the Council, the necessary TER Charges for Extension of Approval along with the Penalty for Late Submission, as applicable (application will be treated as late submitted), shall be paid.
- g. If an Institution intends to withdraw the application submitted for Closure of the Institution / Programme(s) / Course(s) which is pending (for non-submission of documents), the same shall be revoked on or before 10th April of the Calendar Year. In case, the Closure of the Institution/ Programme(s) / Course(s) is revoked, the necessary TER Charges for extension of approval along with the penalty for late submission, as applicable (application will be treated as late submitted), shall be paid.

2.3.4 Documents and Affidavit to be uploaded on portal & Processing of application

- a. All Institutions shall upload the documents (Digitally Signed using DSC) as per **Annexure-2** of the Approval Process Handbook on AICTE Web-Portal. Hard Copies of the Application/ Additional Documents NEED NOT be submitted to the AICTE, HQ.
- b. An **Affidavit 2** sworn before First Class Judicial Magistrate or Public Notary or an Oath Commissioner on Rs.100/- Non-Judicial stamp paper / e-stamp paper shall be Digitally Signed & uploaded on AICTE web portal. In case of any false information, AICTE shall invoke the, civil and/or criminal provisions as per the Regulations in place.
- c. **All the submitted applications along with TER charges (other than Extension of Approval) based on self-disclosure shall be processed as per the norms and procedures specified in the Approval Process Handbook by the Scrutiny/Re-Scrutiny Committee/ EVC (if applicable) strictly based on the documents uploaded on AICTE portal.**
- d. The institution shall also have to adhere to the existing Central, State and Local Laws wherever applicable.
- e. Extension of Approval will not be issued, if any Law Enforcing Agencies of Central /State Government prohibit AICTE to issue any order.

2.3.5 Expert Visit Committee (Inspection)

- a. Institutions at random shall be subject to EVC (Inspection) for the fulfillment of the norms of the Approval Process Handbook.
- b. If any document submitted is found to be fraudulent, criminal case shall be filed against the Director/ Principal of the Institution and Chairman/ Secretary of the Trust/ Society/Company.

2.4 The Institution shall be given an opportunity to submit the compliance of deficiencies (if any), before the Scrutiny/ Re-Scrutiny Committee, Hearing Committee to fulfil the criteria of "Nil Deficiency" based on Self- Disclosure, for processing the application, as applicable.

2.5 Extension of Approval based on Self-Disclosure

- a. The Council shall grant Extension of Approval based on Self-Disclosure of the availability of the required facilities and Infrastructure as submitted online on AICTE Web-Portal @ www.aicte-india.org ensuring the fulfillment of all the norms and standards as specified in the Approval Process Handbook.
- b. Documents as per **Annexure-2** of the Approval Process Handbook shall be submitted/uploaded for obtaining approval.
- c. The Council shall monitor for the fulfilment of all norms by the Institution and in the event of Non-Fulfilment, the Council shall initiate penal action as per the Regulations.

- d. In case of The Technical Institutions granted Letter of Approval but failed to admit the students due to Non-affiliation by the University/ Board or Non-Fulfilment of State Government/UT requirements, the deficiency/ requirement of Faculty and infrastructural facilities shall be calculated from the year of the admission of the students.

2.6 Increase In Intake / Additional Course(s)

As envisaged in the provisions laid down in National Education Policy (NEP) 2020 and the Nation's proactive initiatives towards enhancement of Gross Enrolment Ratio (GER), the Council proposes to remove the upper limit on intake allowed for the Courses / Programs offered by existing institutions Earlier. This is subject to the fulfillment of infrastructure availability, its readiness and filled faculty position. Before grant of approval to the increase in intake sought by the institution, the council shall ascertain the infrastructure and faculty availability through an EVC.

Also, NEP 2020 envisages the availability of Higher Technical Education in Indian Languages at Diploma/ Degree level as well as to impart education in mother tongue so as to enhance the creativity, critical thinking among the students. In alignment with the provisions of NEP 2020, AICTE has initiated Technical Book Writing scheme in 12 languages viz Hindi, Tamil, Gujarati, Kannada, Marathi, Bengali, Telugu, Punjabi, Odia, Assamese, Malayalam & Urdu. The books in Indian language are available for free download at <https://ekumbh.aicte-india.org> and the institutes are encouraged to use these books as text/ reference books. AICTE shall permit an addition of ONE division with 30/60 seats (as supernumerary) in Indian/Regional language against to the eligible and interested institutes.

- a. The existing Institutions shall have liberty to expand its activities by increase intake/ Addition of new/ additional Course(s). The increase in intake demanded by the institutions shall be approved in commensuration with equivalent infrastructure, facilities and faculty.
- b. Institutions shall be eligible for new Course(s) / expansion of existing Course(s) subject to the following conditions:
 - i. Infrastructure facilities shall be as per norms mentioned in this APH.
 - ii. Faculty required shall be as per the FSR defined in this APH.
 - iii. Submission of additional documents as mentioned in this APH.
- c. Increase in intake / Additional Course in Diploma / Under Graduate /Post Graduate level in Engineering and Technology shall be permissible, if the Institution is already offering minimum three (3) courses in Core Branches including Multidisciplinary/Region Specific branches (as listed in **Annexure-2** (Not applicable for Regional Language Courses).
- d. Building Plan for the entire duration for all Increase in Intake/Additional Course(s) of the Institution shall be prepared by an Architect registered with Council of Architecture/ Licensed Surveyor. However, Infrastructure requirements for the First Year should be completed in all aspects. Institution shall maintain Faculty: Student ratio as specified in the Approval Process Handbook. Common facilities shall cater the need of the total "Approved Intake" with total Built-up area equal to the sum total of the area requirement of each Increase in Intake/Additional Course(s).
- e. No increase in the Intake shall be given to Institutions where inquiries are pending against the Institution by any Central/State investigating agencies.
- f. Institution getting approval for new Course(s) in a particular Academic Year shall also be considered for grant of NRI/ OCI/ FN/ Children of Indian Workers in the Gulf Countries, subject to fulfilment of norms of the Approval Process Handbook.
- g. Reduction in "Core Branches" (Like Agriculture Engineering, Automobile Engineering, Chemical Engineering, Civil Engineering, Computer Science and Engineering, Electrical and Electronics Engineering, Electronics and Communication Engineering, Electronics and Telecommunication Engineering, Food Technology, Industrial Engineering, Electronics Instrumentation, Mechanical Engineering, Metallurgy, Mining Engineering and Textile Engineering, etc.,(Refer **Annexure -11**) shall be allowed to a maximum of 50% of previously "Approved Intake" (Not less than 30).
- h. New Post Graduate Degree Course(s) in Emerging/ Multidisciplinary areas under Engineering and Technology shall be permitted and Existing Post Graduate Courses in Engineering and Technology shall

be permitted to convert into courses in Emerging/Multidisciplinary Areas as specified in **Annexure-11** of the Approval Process Handbook.

- i. The Institutions offering the Courses in Applied Arts and Crafts, Design, Planning and Hotel Management and Catering Technology shall be eligible to apply for new Course(s) at the Post Graduate Level as specified in **Annexure-11** of the Approval Process Handbook.
- j. Scrutiny and EVC shall be conducted for any increase in intake in existing courses or new courses. Also, EVC shall be conducted, any time before the first batch of students passed out (including new course) or within the duration of the course in case of new courses approved to verify the fulfilment of the norms as specified in the Approval Process Handbook.
- k. Introduction / Continuation of specialized courses like MBA/PGDM (IEV) will be processed as per the provisions mentioned in **Annexure-9**.
- l. The Institutions offering the Courses in Engineering and Technology, Management, Applied Arts and Crafts, Design, Planning, and Hotel Management & Catering Technology shall be eligible for an additional ONE division with 15/30/60 seats (as supernumerary) in each course at all levels to the interested institutions exclusively for **Working Professionals** meeting any one of the following criteria:
 - i. Institutions having more than 80% average enrollment in last 3 years.
 - ii. Institutions operating in Aspirational Districts (as per the latest list notified by NITI Aayog).
 - iii. Institutions belonging to Jammu, Kashmir and Leh Ladakh, NER States.

- NOTE:**
1. Guidelines notified by AICTE from time to time shall be adopted by the Institutions having approval under this **Clause (2.6 (i))** for effecting admissions to the Working Professionals.
 2. Affiliation with two different Universities for the same Technical programme/Courses shall NOT be permitted. However, Institutions offering Technical Courses in Computer Applications (Viz. MCA/BCA) and Management (Viz. MBA/MMS/BBA/BMS, etc.) are ONLY permitted to have Affiliation with different Universities.
 3. It is the sole responsibility of the institution to obtain NOC from the Affiliating University & State Government (if applicable) before starting of the Academic Session.

2.7 To Start New Programme(s) / Level in the Existing Institutions

- a. The existing Institutions seeking approval to start new Programme's/ Level shall apply on AICTE Web Portal along with the Extension of Approval for the existing Programme(s) and Course(s) with the additional documents as per **Annexure- 2** of the Approval Process Handbook.
- b. The Institutions applying under Break in EoA /Restoration of intake /Hibernation are also eligible to apply.
- c. The Institutions applying under this category are also eligible to apply for other categories listed under Chapter II/ III of the Approval Process Handbook including Extension of Approval/ Continuation of NRI/ supernumerary seats for Foreign Nationals/ Overseas Citizen of India (OCI)/Children of Indian Workers in Gulf Countries for the existing Course(s).
- d. The Institution may apply for multiple Programmes and respective levels.
- e. To start new Courses under new Programme shall be processed as per **Clause 2.6** of this APH.
- f. The Constituent Colleges of State/Central Universities shall be permitted to start Post Graduate Level Courses in Engineering & Technology without corresponding/ allied Under Graduate Level Courses. Institutions can offer PG Planning Course without Corresponding UG Course.
- g. Building Plan for the entire duration of the Programme(s) of the Institution shall be prepared by an Architect registered with the Council of Architecture/ Licensed Surveyor and shall be approved by

the Competent Authority as designated by concerned State Government/ UT. However, infrastructure requirements for the First Year should be completed in all aspects. Institution shall maintain Faculty: Student ratio as specified in the Approval Process Handbook. Common facilities shall cater the need of the total "Approved Intake".

- h. Institute should have sufficient built up area to cover all the requirements of ALL the program(s)/levels conducted as per the provisions of Approval Process Handbook.
- i. Although AICTE does permit sharing of resources, the institute shall provide ample space for play-ground (owned or hired) facilities for indoor and outdoor sports for the students either in the Campus or through arrangements with other adjacent Institutions, Corporation grounds, private facilities, etc.
- j. The Principal of the Institution shall have the qualifications (satisfying AICTE norms) corresponding to the Programme having the maximum "Approved Intake".
- k. The Institution may also seek to change the Name of the Institution.
- l. If the application for the new Programme/Level is not approved, EoA for the Institution shall be issued. However, the institution shall fulfil all the requirements as per APH for the issue of EOA.

2.8 Approval for Introduction/ Continuation of Seats for Non-Resident Indian(s)

- a. The existing Institutions seeking approval for the Introduction of Non-Resident Indian(s) shall apply on AICTE Web-Portal along with additional documents/certificates as per **Annexure-2** of the Approval Process Handbook. The Institution shall have "Nil Deficiency" based on Self-Disclosure as per the Report generated.
- b. Five percent (5%) of seats within the "Approved Intake" shall be allowed for admission under NRI category.
- c. Competent Authority for admission shall be the same as for regular admission and shall fetch a list of Technical Institutions who have sought approval from the Council.
- d. The Competent Authority for admission shall display the availability of NRI seats, course/ branch wise, in various Institutions, for information of candidates during all stages of admission so that the students can freely exercise their informed choice. Also, Competent Authority for admission shall prepare a merit list of Applicants by inviting applications from eligible NRI students and admit strictly on merit basis. In the event of non-availability of students in NRI seats, the seats shall be given to general candidates as per merit. However, regular Fee shall be applicable to these candidates who have admitted against vacant NRI seats.
- e. A letter in this respect shall be issued by the Competent Authority for admission to each beneficiary. Students seeking change of branches/courses shall be allowed to do so only in the branches where NRI seats are vacant.
- f. The concerned State Government/ UT shall notify the tuition and other Fee for candidates to be admitted under NRI seats.
- g. The Institutions shall publish on their Brochure and Web site, the number of NRI seats available in the Course(s) / Division(s) for information to the students and other stake holders.

2.9 Introduction/Continuation of Supernumerary Seats for Foreign Nationals/Overseas Citizen of India (OCI)/Children of Indian Workers in Gulf Countries.

Fifteen percent (15%) supernumerary seats over and above the "Approved Intake" per Course shall be approved for AICTE approved Institutions and University Departments, for admitting students from Foreign Nationals/ Overseas Citizen of India/ Children of Indian Workers in the Gulf Countries. One third (1/3) of these 15% seats shall be reserved for the Children of Indian Workers in the Gulf Countries. The existing Institution having at least 80% (Avg) enrollment in last three years are eligible for Introduction of supernumerary seats for Foreign Nationals/ Overseas Citizen of India (OCI)/Children of Indian Workers

in Gulf Countries. The Institution shall apply on AICTE Web-Portal along with additional documents as per **Annexure-2** of the Approval Process Handbook. The Institution shall have "Nil Deficiency" based on Self-Disclosure.

- a. Institutions selected for Study in India Programme by the Government of India are eligible for introduction of FN/OCI/Children of Indian Workers in Gulf Countries in ALL Programmes/ Courses without Expert Visit Committee BUT with applicable TER charges.
- b. If the Institution is providing Fee waiver to the selected students as per their commitment to the Government, the TER Charges for continuation of supernumerary seats for FN/OCI/ Children of Indian Workers in Gulf Countries shall be waived. However, the Institution shall upload on AICTE Web portal the selection letter for Study in India Programme and the document of the Fee waiver provided to the students.
- c. The Institutions shall provide suitable Hostel/ Residential accommodation to the Foreign Students/ Overseas Citizen of India (OCI) and Children of Indian workers in Gulf Countries. Further the Institutions shall also establish an Office with a Student Counselor to take care of the needs of the students admitted. An Induction Programme shall be arranged for such students to get acquainted to the Indian condition.
- d. Any vacant seat in a given Course, out of 1/3rd seats reserved for Children of Indian Workers in the Gulf Countries shall be reverted to the seats of 2/3rd meant for OCI/ Foreign Nationals and vice-versa. Further, any vacant seat in the "Foreign Nationals/ Overseas Citizen of India (OCI)/ Children of Indian Workers in Gulf Countries" after the last round of the admission of the concerned State Government/ UT may be filled with NRI seats, subject to the approval from AICTE for the NRI seats and fulfillment of requisite norms as specified in the Approval Process Handbook.
- e. NRI/ Foreign Nationals/ Overseas Citizen of India (OCI) Children of Indian Workers in the Gulf Countries seats are not allowed to be filled by Indian Citizens.
- f. Foreign Nationals/ Overseas Citizen of India (OCI) /Children of Indian Workers in the Gulf Countries admitted in AICTE approved Institutions through Indian Council for Cultural Relation (ICCR) or as Government of India nominee shall be included within this ceiling
- g. The Institution shall submit online application MANDATORILY FOR EACH COURSE (if interested) for Continuation of approval for supernumerary seats for admitting Foreign National/ Overseas Citizen of India (OCI) / Children of Indian Workers in Gulf Countries, as a part of application of Extension of Approval, every year, giving details of Faculty and other facilities.
- h. If any punitive action is enforced on an Institution, NRI/ OCI Children of Indian Workers in the Gulf Countries seats shall be withdrawn.
- i. Institutions admitting Foreign Nationals should ensure registration of foreign students with concerned Foreigners Regional Registration Officer (FRRO) as well as with the local police station about their entry and exit from India. Further the Institutions shall adhere to the prevalent norms specified by the Ministry of External Affairs, Government of India from time to time.
- j. The concerned State Government/ UT shall notify the tuition and other Fee for candidates admitted under Foreign Nationals/ OCI seats.
- k. Admission to these seats shall be made on merit basis among Applicants of these categories by the State Admission Authorities.

2.10 Introduction of Integrated / Dual Degree Course

- a. In respect of Integrated / Dual Degree Course(s), UGC norms shall be applicable, as per Section 4 of PART III of UGC Gazette Notification, 2014 and amended from time to time.

- i. Five Years Integrated Degree in Engineering and Technology leading to Master of Technology (M.Tech.), Nomenclature shall be as per Major Disciplines of Engineering and Technology given in **Annexure-2** of the Approval Process Handbook.
 - ii. Five Years Integrated Degree in Planning leading to Master of Planning.
 - iii. FOUR Years Integrated Degree in Computer Applications leading to Master of Computer Application.
 - iv. FOUR Years Integrated Degree in Management leading to Master of Business Administration (MBA).
 - v. Five years Integrated Degree in Hotel Management and Catering Technology leads to a Master in Hotel Management and Catering Technology.
- b. The existing Institutions where Course(s) in Engineering and Technology/ Planning/ Hotel Management and Catering Technology/ MCA/ Management Programme are already in existence shall be eligible to apply for approval of respective Integrated Degree Programme.
 - c. Approval shall be considered only to those Institutions where there is "Nil Deficiency" based on Self-Disclosure.
 - d. Applicants shall upload relevant documents as per **Annexure-2** of the Approval Process Handbook on AICTE Web portal.
- NOTE:** It is the sole responsibility of the institution to obtain NOC from the Affiliating University & State Government (if applicable) before effecting admission.

2.11 Introduction of Off-Campus

The existing affiliating Institutions only shall be permitted to introduce Off-Campus on the similar lines of Constituent Colleges of State/Central Universities within the Jurisdiction of affiliating University.

- a. The Institutions which are existence for at least Ten (10) years and meeting any of the following Criteria shall be permitted to introduce ONE (1) Off-Campus within the Jurisdiction of affiliating University/ same City:
 - i. Institutions figured in 8th Edition of NIRF ranking (announcement made on 5th June 2023).
 - ii. Institutions figured in QS World Ranking Asia-2024 (announcement made on 8th Nov 2023).
 - iii. Institutions having minimum of 50% eligible courses with NBA accreditation having validity till 30th April 2025.
 - iv. Institutions with valid NAAC score of 3.01 and above on scale of 4.0.
 - v. Institutions having conferred 'Autonomous Status' by UGC/Autonomy by AICTE.
 - vi. Institutions having more than 80% admission consecutively for last 5 Academic Years.
- b. The existing Institution seeking approval for Introduction of Off-Campus shall apply on AICTE Web-Portal with the same PID.
- c. All the infrastructure facilities required for running all the Programmes/Courses to be offered in the Off-Campus shall be as per the Norms defined in **Annexure-3** of this APH.
- d. The Institution can apply for multiple Programmes/Courses in the Off-Campus.
- e. The application submitted under this clause shall be processed similar to the New Institution application.
- f. There should NOT be any movement of students between Main and Off-campus of the Institute.

NOTE 1. It is the sole responsibility of the institution to obtain NOC from the Affiliating University & State Government (if applicable) before effecting admission in the Off-Campus.

2. Affiliating University Jurisdiction is NOT applicable for PGDM/PGCM Institutions.



2.12 Introduction/Continuation of Fellow Programme In Management (FPM)

- a. The approval shall be granted for the complete duration of the Fellow Programme in Management.
- b. The minimum duration of the Course shall be 3 years, but shall not exceed 5 years. However, in exceptional circumstances beyond 5 years, the student shall have to re-register and has to complete within the extended period of 2 years.
- c. Institutions where Course(s) in Management Programme (MBA/MMS/PGDM) are already in existence shall be eligible to apply for approval of Fellow Programme in Management.
- d. The existing Institution seeking approval for Introduction of Fellow Programme in Management shall apply on AICTE Web-Portal and shall have "Nil Deficiency" based on Self-Disclosure.
- e. Since inception, the Institution should have been free from serious Complaints against Ragging, Non Payment of dues to Council and other punitive actions and investigation by Central /State Agencies.
- f. The Institution should have the required number of Full Time Faculty members as per AICTE norms for offering Fellow Programme in MBA/ MMS/ PGDM Programme.
- g. The Institutions should have at least 50% of the Full Time Faculty members with Ph.D./ Fellow from AICTE approved Institutions/ CFTIs/Reputed Universities, if the Institution applies for 20 seats and 25% if institution applies for 10 seats. These Faculty members should have at least two papers published in Scopus/Web of Science Journals in the last 3 years. Each Professor and Associate Professor shall not guide more than SIX and FOUR research scholars respectively at a time.
- h. The Institution should have subscribed Journals in Business Management area of Organizational Behavior/ Human Resource, Finance and Accounts, Marketing, Operations, IT Systems, Economics, etc.
- i. The existing Institutions seeking approval for the Introduction of Fellow Programme shall apply on AICTE Web-Portal along with additional documents as per **Annexure-2** of the Approval Process Handbook.
- j. The Scrutiny/Re-Scrutiny Committee shall verify the additional documents as per **Annexure-2** of the Approval Process Handbook submitted for Introduction of Fellow Programme in Management and for Continuation of approval for Fellow Programme in Management the institution shall submit an application as a part of application for Extension of Approval, every year, giving details of Faculty and other facilities.
- k. If the Institution is aggrieved by the decision of the SC/Re-SC /EVC, the Institution shall have the right to appeal as per **Clause 2.24** of the Approval Process Handbook.
- l. Student's eligibility, procedure for admission and conduct of the Programme shall be as per details given in **Annexure-8** of the Approval Process Handbook.

2.13 Merger of Institutions under the same / different Trust/ Society/ Company operating in the same Campus or City

In view of National Education Policy 2020, to encourage multidisciplinary approach in Higher Technical Education, the merger of Institutions shall be permitted within city limits.

- i. Parent Institution - An Institution where prospective administration and learning takes place after the Merger.
- ii. Child Institution(s) - Institution(s) from which the Courses are to be shifted to the Parent Institution and cease to exist upon approval of merger of the Institutions.

2.13.1 Merger of Institutions under the same Trust/ Society/ Company

- a. The existing Institutions of the same Trust/ Society/ Company operating in the same location/ city shall be permitted to merge into a single Institution with all the facilities at the proposed Parent Institution and/

or part/ full facilities of the Child Institution(s), if necessary.

- b. If all the required facilities are available exclusively in the Parent Institution (without depending on the facilities of the Child Institution(s)), as the Child Institution(s) shall be considered for Complete Closure. However, the convenience/ approachability of all stakeholders of the Child Institution(s) to the Site/ Location of the Parent Institution shall also be taken care of by the Institutions (including commutation).

NOTE: Intra-Day movement of Students and Faculty not Allowed under any circumstances (in case of infrastructure & other facilities required by Parent institution after merger are in multiple locations). Institutions going for such merger shall duly inform all the stake holders regarding schedule of conduct of Programs / Courses prior to admission

- c. The Institution shall retain the Parent Institution's PID and may seek changes in the Name of the Institution.
- d. The total Built-Up area requirement and other facilities required for the entire duration of all the Programmes /Courses shall be fulfilled in all respects and shall maintain Faculty: Student ratio as specified in the Approval Process Handbook.
- e. All or selected Courses of Child Institution(s) shall be merged with the Parent Institution. However, the rest of the AICTE approved Courses, if any, in the Child Institution(s) shall be considered as closed and due procedure for closure of the same shall be followed.
- f. The Parent Institution shall have all infrastructure and other facilities to run ALL the Courses for the entire duration of both Parent and Child Institution(s). However, the facilities of the child institutions can continue to be used if required.
- g. If Merger of Institutions is approved, the (Child) Institutions that are merged with the (Parent) Institutions are considered as cease to exist and the liabilities, if any, arise out of this merger for the Child Institution(s), shall solely be that of Trust/ Society/ Company/ Parent Institution ONLY.
- h. In case of Merger of Institutions is approved, eligible refund/ additional TER Charges may be refunded/ collected, as applicable.
- i. In case, merger of institutions is rejected, refund of TER charges shall be applicable as per **Clause 1.4.2. (g)**.
- j. The child Institutions shall be allowed to submit their application for EoA with or without changes /closure of institution along with the additional documents as per **Annexure-2** of the Approval Process Handbook. However, the norms of the concerned Regulatory Authorities shall also be fulfilled.
- k. If the application for merger of Institutions is NOT approved, EoA of the individual Institutions shall be issued.
- l. **Affidavit 2** shall be submitted to the effect that the Built-up area remain the same before/ after the merger of the Institutions and shall not be utilized for other purposes.
- m. If anyone of the Institution is Women's Institution, then the application shall be processed first for the Conversion of Women's Institution into Co-ed Institution by Scrutiny/ Re- Scrutiny Committee, if found in order, then only the application shall be processed further for Merger of Institutions following the respective procedure specified in the Approval Process Handbook.
- n. "Approved Intake" for the Courses of the Institution after the merger shall be combined intake of parent and child institutions.
- o. The Principal of the Institution shall have the qualifications (satisfying AICTE norms) corresponding to the Programme having the maximum "Approved Intake".
- p. The Council reserves its right to reject the application for merger of Institutions under the same Trust/ Society/ Company operating in the same Campus, if it finds the reasons given are not justified or Commercial or Business angle is suspected, or to defeat the provisions of any Law.

NOTE: It shall be the responsibility of the Promoter to take approval from the other Regulatory Bodies/ NOC from the Affiliating University & State Government (if applicable) before effecting admission, in view of merger of the Institutions.

2.13.2 Merger of Institutions under the different Trust/ Society/ Company

Institutions under different Trust/Society /Company shall be permitted for merger, provided, if the prevailing Rules applicable to Trust/Society/Company allows such merger legally. All the conditions mentioned above under section 2.13.1 shall be applicable for merger of Institutions under the different Trust/Society/Company.

2.14 Conversion of Diploma Level Into Degree Level and Vice-Versa

- a. The existing Institutions shall be eligible for Conversion of Degree Level into Diploma Level and vice-versa in the same Specialization within the Programme only.
- b. Only the Institutions which are in existence for a minimum period of 5 years are eligible.
- c. The existing Institutions applying for Conversion of Degree Level into Diploma Level and vice-versa in any Programme shall have to apply for Progressive/ Complete Closure of all the existing Courses including Post Graduate Course(s) in the corresponding discipline, if any.
- d. The additional documents to be submitted for the Conversion of Diploma Level into Degree Level and vice-versa shall be as per **Annexure-2** of the Approval Process Handbook.
- e. The existing Institution seeking approval for Diploma Level into Degree Level and vice- versa shall apply for the Course(s) corresponding to the existing one as per **Annexure-11** of the Approval Process Hand book (as applicable) on AICTE Web- Portal as per the norms.
- f. The Conversion shall be permitted for all the Courses in the said Level, however, Partial conversion of few Courses in the said Level is not permissible. In case, closest available nomenclature does not exist in **Annexure-11** of the Approval Process Handbook, then such Course(s) shall be permitted for Conversion in core branch or may close the course.
- g. The Institution may also seek change in the Name of the Institution.
- h. It shall be necessary to provide adequate Infrastructural facilities as specified in the Approval Process Handbook to conduct all Programme (s) and Course(s).
- i. The Conversion of Diploma Level into Degree Level and vice-versa shall be affected only after the grant of approval by the Council and the intake shall be fixed as that of the "Approved Intake" of the Courses.
- j. If the application for Conversion of Diploma Level into Degree Level and vice-versa is not approved, EoA to the Institution shall be issued. However, the institution shall fulfil all the requirements as per APH for the issue of EoA.
- k. Applications for the Conversion of Diploma Level into Degree Level and vice-versa, rejected by Council shall be processed for the Closure of the Programme/Institution (as applicable)/ Extension of Approval, as per the choice mentioned in the application following the procedure specified in Chapter II of the Approval Process Handbook. However, it is the responsibility of the Institutions to inform the rejection of application by the Council to the concerned authorities who had given the NOC for the Closure of the Institution in view of their application.

NOTE: Refund of Security Deposit in excess shall NOT be allowed for Institutions applying for the Conversion of Degree Level into Diploma Level. In case of applications seeking vice-versa, the norms (including security deposit) as specified in the Approval Process Handbook shall have to be fulfilled.

2.15 Conversion of Women's Institution Into Co-ed Institution and Vice-Versa

- a. The existing Institution seeking approval for the Conversion of Women's Institution into Co-Ed Institution and vice-versa shall apply on AICTE Web-Portal along with the Extension of Approval as per the norms.
- b. The additional documents to be submitted for the Conversion of Women's Institution into Co-Ed Institution and vice-versa shall be as per **Annexure-2** of the Approval Process Handbook
- c. The Institution may also seek change in the Name of the Institution.
- d. All the exclusive facilities for Women Only Institution shall be maintained (in case conversion is from Co-Ed to Women).
- e. If the application for the Conversion of Women's Institution into Co-ed Institution and vice-versa is not approved, EoA to the Institution shall be issued.
- f. The Conversion of Women's Institution into Co-ed Institution and vice-versa shall be effected only after the grant of approval by the Council.

2.16 Extension of Approval of the Existing Institutions after a Break in the Preceding Academic Year(s) or Approval after Hybernation/ Restoration of Intake

2.16.1 Restoration of Intake under Break in EoA

- a. The Institution seeking approval after Break in EoA (break in obtaining extension of approval by an institution on their own in the previous year(s)) shall apply on the AICTE Web-Portal along with the documents as per **Annexure-2** of the Approval Process Handbook. However, Institution not applied for EoA for SIX (06) years consecutively shall not be eligible to apply under Break in EoA and such Institutions shall apply as a New Technical Institution after following appropriate procedure for Closure of the Programmes/ Courses approved.
- b. The Institution(s) applying under this category shall be permitted to apply for other categories listed under Chapter II/ III/ V of this Approval Process Handbook.
- c. Institutions not applied for Extension of Approval in the preceding Academic Years shall be considered as "Break-in-EoA" and shall be processed for Extension of Approval upon verification of adequate Infrastructural facilities as specified in the Approval Process Handbook by an Expert Visit Committee.
- d. **Hibernation:** Institutions looking forward to revamp/restructure its business and not in a position to take approval from the Council can apply under this clause prior to avail hibernation.
 - i. Period of Hibernation will be one year less than the maximum period of the course/level run by the institution (example institution running UG level Courses in Engineering and Technology will have three years Hibernation period and Institution with PG level Courses in management will have one year hibernation period).
 - ii. Procedure of approval after hibernation period: The Institute has to apply before the expiry (or) immediately after the hibernation period and submit its financial viability. EVC shall be conducted for checking infrastructure and other facilities as per AICTE Norms. In case the Institute have all the required infrastructure, they will also be permitted to apply for other changes (as per **Chapter II** and **III**).

2.16.2 Restoration of Intake after Punitive Action

- a. The Institution seeking approval for Restoration of Intake as a result of earlier punitive/penal action by AICTE shall apply on the AICTE Web-Portal along with the documents as per **Annexure-2** of the Approval Process Handbook. However, Institution not applied for Restoration within next Academic Year shall be considered that penal action is accepted by the Institution and willing to continue with the same

reduced intake as "Approved Intake". Institution under "NO ADMISSION" may apply for restoration in the next Academic Year and before completion of SIX (06) years. Thereafter, such institution shall apply as a New Technical Institution following appropriate procedure.

- b. The Institution(s) applying under this category shall be permitted to apply for other categories listed under Chapter II/ III/ V/ VI of the Approval Process Handbook.

2.17 Change of Site/Location

- a. The existing Institution seeking approval for the Change of Site / Location shall apply on AICTE Web Portal with additional documents (as applicable as per **Annexure-2** of this APH) along with the Extension of Approval as per the Norms.
- b. The Change of Site / Location shall be allowed within the jurisdiction of the current affiliating University / Board. For PGDM Institutions, the Change in Site / Location shall be allowed without the condition of jurisdiction of the affiliating University.
- c. It shall be necessary to provide Built-up area as per norms required for the conduct of all the existing Programme(s) and Course(s) at the new Site / Location. The Expert Visit Committee shall verify the completeness of Infrastructure ONLY to ensure that academic and other activities be initiated at the new Site / Location.
- d. The Equipment, Library and other movable property in the existing Institution shall be shifted to the new Site / Location, only after approval by the Council for Change of Site / Location.
- e. After shifting of the Equipment, Library and other movable property from the existing Institution to the new Site/ Location, another Expert Visit Committee shall be conducted before the start of academic session of the current Academic Year again to verify the availability of facilities at the new Site/Location, if required.
- f. The Change of Site / Location shall be effected only on receipt of final approval in respect of new Location and approval for activities at previous Location shall cease.
- g. On approval of new Location, all activities of the Institution shall necessarily be carried out at newly approved Location only.
- h. Any violation in this respect shall lead to Withdrawal of Approval and Institution shall not be allowed to continue its activities in either of the Locations.
- i. Request for approval for partial shifting of the Programme(s) and Course(s) in the Institution shall not be considered.
- j. If any Institution is found to function in an unauthorized / temporary location, violating the norms as specified in the Approval Process Handbook, the Council shall take appropriate action.

2.18 Change in the Name of the Course(s)/Merger of the Course(s)/Reduction in Intake/ Closure of Programme(s)/Course(s)

- a. The existing Institutions seeking approval for Change in the Name of the Course(s) Merger of the Course(s)/Reduction in Intake/Closure of Programme/ Course shall apply on AICTE Web-Portal along with additional documents as per **Annexure-2** of the Approval Process Handbook. Reduction of Core branches (as specified in 2.14) shall be permitted up to 30 seats. However, in case of closure of core branches the institution shall not be permitted for any increase in Intake/New Course against such proposed closure.
- b. Change in the name of the Course is permissible ONLY in case of the mentioned nomenclature is not offered by the affiliating university/body as per the guidelines given in **Annexure 6** or **7** of the Approval Process Handbook.
- c. Merger of certain Course(s) in Engineering and Technology in Under Graduate Degree and Diploma Course(s) is permitted as per the guidelines given in **Annexure-2** of the Approval Process Handbook as

well as different specializations / courses of MBA / PGDM is permitted, so that the Intake after merger shall be equal to the sum total of the individual Course(s) and Divisions, provided the Faculty student ratio be maintained.

- d. Institutions may apply for reduction in Intake in any of the Course(s) within a Division (non- zero) by themselves in AICTE Web-Portal and maintain Faculty: Student ratio, and the restoration shall be permitted within a Division. Institutions may apply for restoration to the same level by themselves on the AICTE Web-Portal.
- e. Applications of the existing Institutions which have applied for Closure of the Programme(s)/ Course(s), and if such application is not approved by the Council due to certain deficiencies, the Institution shall be given Extension of Approval with ZERO Intake in such Courses for the current Academic Year.
- f. The application for the Closure of the Programme(s)/ Course(s) shall be valid for the duration of the respective Course offered by the Institution within which the Institution should submit the required mandatory documents. Else, AICTE shall initiate appropriate action to close the Programme(s)/ Course(s).

2.19 Change in the Name of the Institution/Affiliating University/Board or Type of Institution(s) converted into a University.

- a. The existing Institution seeking approval for a Change in the Name of the Institution or affiliating University/ Board or Type of Institution (Institution(s) converted into a University) shall apply on AICTE Web-Portal along with the relevant documents as per **Annexure-2** of the Approval Process Handbook.
- b. Institutions applying for Change in the Name of the Institution shall follow the conditions specified in **Clauses 1.5.4 and 1.5.5** of the Approval Process Handbook
- c. The Applicant shall submit a copy of the application to the affiliating University/Board and their views on the same shall be forwarded to AICTE, within 15 days from the last date of submission of the application. In the absence of the receipt of the views of the affiliating University/ Board on the application, the Council shall proceed for further processing as per the provisions of Approval Process Handbook. (Same as **Clause 1.4.7** of chapter 1).
- d. Institution(s) of the same Trust/ Society/ Company applying for Change of Type of Institution (Institution(s) converted into a University) shall apply separately for EoA based on Self- Disclosure/ any other categories mentioned in **Chapter II/ III** and pay the TER Charges, as applicable. The Institution may also seek for Change in the Name of the Institution.
- e. The Institution shall submit a representation to AICTE in case of Type of Institution (Institution converted into a University) after the last date of submission of online application. The same shall be proceeded as per above **Clause (b)**.

2.20 Change in the Name/Address of the Trust/ Society/Company

- a. The existing Institution seeking approval for Change in the Name/Address of the Trust/ Society/ Company including the merger of the Companies shall apply on AICTE Web- Portal along with additional documents as per **Annexure-2** of the Approval Process Handbook.
- b. The change shall be permitted only for those Trusts/ Societies/ Companies which have not been disqualified by the AICTE/ Court of Law/ any Statutory Body in the past.
- c. In case of any dispute among the members of Trusts/ Societies/ Companies is of such nature that it would affect the standard of the Institution, then AICTE shall withhold the approval as long as it may deem fit.
- d. Further, AICTE shall have the right to lien over the FDR till such time dispute among Trustees or members is not settled by an Arbitrator or the Court of competent jurisdiction as contemplated in the



Trust/Society/Company document, by virtue of which amalgamation took place.

- e. A Trust/Society may create a new Company to hold their assets, and once the transferred of assets is complete, the Trust/Society may be dissolved and the ownership may be transferred to the company. Such viability shall vary depending on the jurisdiction and context.
- f. The Council reserves its right to reject the application for Change in the Name/Address of the Trust/Society/ Company if it finds the reasons given are not justified or commercial or business angle is suspected, or to defeat the provisions of any Law.

2.21 Closure of Institution

- a. The existing Institution seeking for Progressive Closure or Complete Closure shall apply on AICTE Web-Portal as per norms. The additional documents to be submitted for Closure of the Institution shall be as per **Annexure-2** of the Approval Process Handbook.
- b. There shall be NO TER Charges to apply for closure.
- c. In case of Progressive Closure, Closure at the First Year Level shall be allowed in the current Academic Year and the subsequent years of working shall be closed at the end of each Academic Year progressively. However, final Closure order shall be issued after completion of the Programme(s) and submission of **Affidavit 4** by the Institution.
- d. In case of Complete Closure, the Institution shall be closed completely in one Instance.
- e. NoC for Progressive Closure or Complete Closure is subject to no pending Court case filed against the Institution by AICTE and no Charge sheet filed against the Institution.
- f. The Institutions shall not be eligible to apply for other categories listed under **Chapter II/ III/ V** of the APH.
- g. Applications of existing Institutions which have applied for Closure of the Institution, and if such application is not approved by the Council due to certain deficiencies; the Institution shall be given Extension of Approval with ZERO Intake for the current Academic Year. Such Institutions shall submit all relevant documents after all the students have passed out (or) redistributed to nearby AICTE approved Institutions through the affiliating University/ Board and seek official Closure of the Institution.
- h. The application for the Closure of the Institution shall be valid for the duration of the respective Programme offered by the Institution within which the Institution should submit the required mandatory documents. Else, AICTE may close the Institution with the intimation to the affiliating University/Board and the State Government/UT and shall issue a Public Notice regarding the same. In case of such Institutions where Security Deposits are to be released, a penalty of 10% of the value of the Security Deposit shall be imposed before the release of Security Deposit.
- i. Institutions not applied on the portal from past preceding six years for EoA, AICTE may close the Institution with the intimation to the affiliating University/Board and the State Government/ UT and shall issue a Public Notice regarding the same. In case of such Institutions where Security Deposits are to be released, a penalty of 50% of the value of the Security Deposit shall be imposed before the release of Security Deposit.

2.22. Submission of applications (All the Institutions need to submit application as per the schedule mentioned In Public Notice / AICTE Web portal)

Table 2.2- Processing Period for Different Types of Application

Particulars (Category-1)	Processing Period of Application
Extension of Approval based on Self-Disclosure	As per Public Notice Period
Introduction/ Continuation of seats for Non Resident Indian(s)	As per Public Notice Period
Conversion of Diploma Level into Degree Level and vice-versa	As per Public Notice Period
Change in the Name of the Institution or affiliating University/ Board or Type of Institution (except Institution(s) converted into a University)	As per Public Notice Period
To start new Programme/ Level in the existing Institutions	As per Public Notice Period
Merger of Institutions under the Same /Different Trust/ Society/ Company operating in the same Campus / City	As per Public Notice Period
Extension of Approval of the existing Institutions after a break in the preceding Academic Year/ Restoration of Intake	As per Public Notice Period
Introduction/ Continuation of supernumerary seats for Foreign Nationals/ Overseas Citizen of India (OCI)/ Children of Indian Workers in Gulf Countries.	As per Public Notice Period
Increase in Intake/ Additional Course(s)	As per Public Notice Period
Introduction of Integrated/Dual Degree Course	As per Public Notice Period
Introduction of Off-Campus	As per Public Notice Period
Introduction/ Continuation of Fellow Programme in Management	As per Public Notice Period
Change in the Name of the Course/Merger of the Courses/ Reduction in Intake	As per Public Notice Period
Introduction/ Continuation of Collaboration and Twinning Programme	As per Public Notice Period
NOTE: Both submission & Processing of applications in above categories shall be as per Public Notice (Will have specified deadline for the submission of application).	

Particulars (Category - 2)	Processing Period of Application
Change of Site / Location	Year round
Closure of the Institution	Year round
Conversion of Women's Institution into Co-ed Institution and vice-versa	Year round
Closure of Programme(s)/ Course(s)	Year round
Change in the Bank Details	Year round
Change in the Name of the Trust/ Society/ Company	Year round
Extended EoA	Year round
Type of Institution (Institution(s) converted into a Deemed-to-be-University)	Year round
Online Learning / Open and Distance Learning courses	Year round [Processing will be twice a year as per UGC timeline]
NOTE: Both submission & Processing of applications (including processing fee / TER charges as applicable) in above category -2 shall be done Year Round.	

- The applications eligible to submit "Year round" shall also make online payment of the TER Charges as per the Approval Process Handbook.
- The applications submitted after the cut-off date mentioned in the Public Notice shall not be processed

- during the current Academic Year, but shall be processed for the successive Academic Year only.
- Shifting of the Campus in case of "Change of Site/ Location" shall be done only during vacation time

2.23 Processing of the Applications

Applications submitted successfully and Paid Requisite TER Charges under different clauses mentioned in this chapter are processed as follows:

2.23.1 Evaluation of the Application by the Scrutiny/ Re-Scrutiny Committee:

The applications submitted under this Chapter shall be evaluated as per the procedure as defined in **Chapter I Clause 1.8** as applicable (Refer **Table-2.3** of **Chapter-II**).

2.23.2 Process for Evaluation of the Application by the Expert Visit Committee (EVC)

Subsequent to Scrutiny/Re-Scrutiny step, EVC will be conducted. The process of conducting EVC is indicated at **Chapter I, Clause 1.9** (Refer **Table-2.3** of **Chapter-II**)

2.23.3 Process for Verification of Compliance through Standing Hearing Committee

The institutes shall have a chance to submit the compliance for any of the short comings based on Scrutiny/ Re-Scrutiny/EVC related to approval before the Standing Hearing Committee. The recommendations of the Standing Hearing Committee shall be placed before the Executive Committee for approval. The decision of the Executive Committee shall be uploaded in the Web-Portal along with detailed Speaking Order. If the Institution is aggrieved by the decision of the Executive Committee, the Institution shall have the right to appeal once as per **Clause 2.24** of this Approval Process Handbook.

2.23.4 Table-2.3 Indicates the Different Steps Involved in the Processing of the Applications under different clauses mentioned in this chapter.

2.24 Appeal Procedure

- As per the provision laid down in this clause, an Institution/ Applicant, if aggrieved by the decision of the Executive Committee shall have the right to appeal once to the Council within 7 days from the date of uploading of the decision.
- The Appeal of the Institution shall be considered by the Standing Appellate Committee (SAC). The appeal schedule shall be notified on the Web-Portal.
- Applicants should adhere to the given schedule of SAC and not to remain absent in view of the stern time limit given by the Hon'ble Supreme Court. Hence, the Applicants are instructed to be prepared with the supporting documents in proof of the compliance of deficiencies and present the same to the Committee, even in case of short notice.
- The Report of the Standing Hearing Committee shall be placed along with the observations of the Regulation Bureau, if any, before the SAC on the date and time scheduled by AICTE.
- Two representatives of the Applicant (Chairman/ Secretary of the Trust/Society/Company or Principal/ Director/ Faculty of the Institution/ Trustee duly authorized by them) along with Self- Attested Photo ID proof shall present their case along with the compliance and supporting documents before the SAC.
- The recommendations of the SAC shall be placed before the Council whose decision shall be final and the same shall be uploaded on the Web-Portal.

Table-2.3: Different Steps Involved in the Processing of the Applications

Nature of Application	Documents Submitted	Self Disclosure	Scrutiny / Re-Scrutiny	EVC	SAC/ SHC
Extension of Approval based on Self-Disclosure	Annexure-2	Yes	-	-	-
Introduction/ Continuation of seats for Non Resident Indian(s)	Annexure-2	Yes	-	-	-
Conversion of Diploma Level into Degree Level and vice-versa	Annexure-2	-	Yes	Yes	AA
Change in the Name of the Institution or affiliating University/ Board or Type of Institution (except Institution(s) converted into a University)	Annexure-2	-	Yes	-	-
To start new Programme/ Level in the existing Institutions	Annexure-2	-	Yes	Yes	AA
Merger of Institutions under the same/ Different Trust/ Society/ Company operating in the same Campus / City	Annexure-2	-	Yes	Yes	AA
Extension of Approval of the existing Institutions after a break in the preceding Academic Year/ Restoration of Intake / Hibernation	Annexure-2	-	Yes	Yes	AA
Introduction/ Continuation of supernumerary seats for Foreign Nationals/ Overseas Citizen of India (OCI)/ Children of Indian Workers in Gulf Countries.	Annexure-2	-	Yes	--	-
Increase in Intake/ Additional Course(s)	Annexure-2	-	Yes	Yes	AA
Introduction of Integrated/Dual Degree Course	Annexure-2	-	Yes	Yes	AA
Introduction/ Continuation of Fellow Programme in Management	Annexure-2	-	Yes	Yes	AA
Change in the Name of the Course/Merger of the Courses/ Reduction in Intake	Annexure-2	-	Yes	-	-
Introduction/ Continuation of Collaboration and Twinning Programme	Annexure-2	-	Yes	Yes	AA
Change of Site/ Location	Annexure-2	-	Yes	Yes	AA
Closure of the Institution	Annexure-2	-	Yes	-	-
Conversion of Women's Institution into Co-ed Institution and vice-versa	Annexure-2	-	Yes	-	-
Closure of Programme(s)/ Course(s)	Annexure-2	-	Yes	-	-
Change in the Bank Details	Annexure-2	-	Yes	-	-
Change in the Name of the Trust/ Society/ Company	Annexure-2	-	Yes	-	-
Type of Institution (Institution(s) converted into a Deemed-to-be-University)	Annexure-2	-	Yes	Yes	AA
Online Learning / ODL courses*	Annexure-2	-	Yes	Yes	AA
AA -As Applicable Depending on the Outcome of the Previous Processing Steps					
* Applications submitted will be Processed Twice in a Year As per UGC Norms.					

2.25 Grant of Approval

- a. The applications submitted under Chapter II of the Approval Process Handbook shall be processed as per the procedure specified in this Approval Process Handbook. The consolidated list of all the Institutions with the "Approved Intake" shall be placed by the Regulation Bureau before the Executive Committee/ Council for the grant of Extension of Approval as applicable for the Technical Institutions to continue to conduct Technical Programme(s) and Course(s). The decisions taken by the Executive Committee are ratified by the Council.
- b. The same shall be notified on the Web-Portal. Further the Institution shall download the Extension of the approval letter along with "Approved Intake" through the Institution login.
- c. If deficiencies are noted by the Scrutiny/ Re-Scrutiny Committee for the applications submitted under different clauses mentioned above shall be issued with 'Speaking Order' after giving chance to the Institution to comply with short comings as per the Norms mentioned in this APH. However, the deficiencies noted by the Scrutiny/ Re-Scrutiny/ Expert Visit Committee shall be fulfilled & submitted as compliance before the issue of EoA for the next Academic Year.
- d. Applicants, whose applications are recommended for the Conversion of Diploma Level into Degree Level/ Conversion of Women's Institution into Co-ed Institution/ Closing one Programme and starting another Programme shall create the Security Deposit for the balance amount of the Security Deposit created earlier, as per the requirements of the Approval Process Handbook for the remaining period of 10 years, as applicable. No deposit is required where NOC was already issued to the Institution for the release of the earlier FDR.
- e. Applicants for starting new Programme/ Level (except Government) whose applications are recommended for Approval by the Executive Committee shall be informed for the creation of Security Deposit.
- f. Applicants shall deposit the prescribed amount to AICTE as applicable as per **Clause 2.3.2** of the Approval Process Handbook. The Applicant shall submit the payment proof of the Security Deposit along with an Affidavit 3 within 15 days from the date of intimation to the AICTE, else a penalty of 10% and 20% of the value of the Security Deposit shall be imposed up to 31st May and 31st July of the Calendar Year respectively, beyond which the approval shall be withdrawn.
- g. The amount deposited by the Institution shall remain with the Council for 10 years. The interest accrued on this deposit shall be utilized by the Council for Institutional Development activities, Quality Improvement Programme for Faculty, giving Scholarships to students, etc.
- h. The Principal amount shall be returned to the Trust/ Society/ Company on completion of the term. However, the term of the deposited amount could be extended for a further period as shall be decided on a case to case basis and/or forfeited in case of any violation of norms, conditions, and requirements/ Non-Performance by the Institution/Complaints against the Institution.
- i. All approvals and speaking order, if any shall be uploaded on portal as per the Academic Calendar.
- j. Extension of Approval shall NOT be granted after the last date as mentioned in Academic Calendar.
- k. Institutional information shall be updated on the AICTE Web-Portal by the Institution for downloading the Extension of Approval letter.
- l. Student's eligibility for admission shall be as per **Annexure-8** of the Approval Process Handbook.
- m. Institutions, Admission Authorities and Affiliating Universities shall strictly follow the Academic Calendar as prescribed by the Council and placed on AICTE web portal.
- n. Student enrolment details shall be uploaded in the Web-Portal before 30th November of the Calendar Year.

2.26 Institution shall NOT offer Technical Programme(s)/ Course(s) without approval of the Council.

- a. If any Institution is found offering Technical Programmes without the approval of the Council, it shall be declared as unapproved Institution and necessary punitive action shall be initiated as per **Chapter VII** of the Approval Process Handbook.
- b. The Council shall maintain a list of unapproved Institutions based on the information received and shall also inform the general public about the same from time to time.
 - i. Provided that any Technical Institution, which has already started without following AICTE approval procedure, wishes to submit an application/proposal shall be considered as a new Technical Institution. For such purpose, it shall apply as per the provisions of **Chapter I** of the Approval Process Handbook.
 - ii. The legal date of starting of the Institution shall be from the date of issue of the Letter of Approval from AICTE.
- c. The Institutions conducting Course(s)/Programme(s) in Technical Education, in temporary location or at location not approved by the Council shall be liable for action for Closure and other appropriate action as per Regulations against defaulting Trust/ Society/ Company/ associated Individuals as the case maybe.
- d. The Council shall inform respective State Government/ UT to initiate appropriate penal, civil/ criminal action against such defaulting Institutions/ Trust/ Society/ Company/ Associated Individuals as the case maybe.
- e. In case, if such Institutions make a representation, then hearing shall be given to these Institutions by the Policy and Academic Planning Bureau, AICTE and decision shall be taken as per the provisions in the Approval Process Handbook.

2.27 Institution shall NOT be permitted to take partial approval /courses, i.e. Institution running any program under the purview of the Council shall mandatorily take approval for ALL such Programmes. Institutions found in violation shall be subjected to strict penal action as per Chapter VII.

2.28 Chapter VIII clarifies common doubts arising to the Stakeholders along with providing some important information related to Approval Process.

All the Scrutiny / Re-Scrutiny and EVC shall be conducted in Online/Offline Mode. All the processing of Scrutiny /Re-Scrutiny / EVC shall be recorded to have Transparency and Accountability. Signature of experts on the documents submitted/uploaded by Institute on portal is not necessary if verified online.

आद्यं घनस्थानमघाघने द्वे पुनस्तथान्याद्धनतो विशोध्य । घनं पृथक्स्थं पदमस्य कृत्या त्रिघ्न्या तदाद्यं विभजेत्फलं तु ॥
पंक्तयां न्यसेत् तत्कृतिमन्त्यनिन्धीं त्रिन्धीं त्यजेत्तत् प्रथमात्फलस्य । घनं तदाद्याद्धनमूलमेवं पंक्तिर्भवेदेवमतः पुनश्च ॥

[In a given number whose cube root is desired] the first (units) digit is [called] ghana, and the next two [digits are called] aghana. Again like that [mark the subsequent digits as gnana and aghaana]. Having subtracted the [highest possible] cube from the last ghana, the cube root [of that number] is placed separately.[Next] one should divide the digit preceding that [ghana digit], by three times the square of this [root]. One should place the quotient [thus obtained] on the pankti. One should subtract three times the product of that [quotient] and the antya (previous result on the answer line). from the digit preceding that [agana digit], and the cube of the quotient from the next [ganana position]. Thus, the pankti would be the cube root. Thereafter, repeat like this [on further digits].

CHAPTER-III

Collaboration & Twinning Programmes

Student Exchange Programmes/Twinning Programmes, Joint Degree Programmes and Dual Degree Programmes between Indian and Foreign University/ Institution or between two Indian Institutions in the field of Technical Education, Research and Training

AICTE accords approval to Technical Institutions for conducting courses through collaborative/ twinning mode programs with reputed Universities/ Higher Educational Institutions (HEIs) in India/ Foreign Countries. Institutions / Universities shall be permitted to have collaboration with reputed Industries/ Research Organizations for conducting/ offering courses which are specialized in nature (Emerging /Multidisciplinary/ Advance Technology) in flexible mode (firmings).

The colleges/Universities fulfilling the norms as envisaged in this chapter for possible grant of approval for Twinning programmes / Foreign Collaborations / Joint Degree / Dual Degree shall be permitted to have an additional intake of only one division for the course under this arrangement in line with UGC Regulation 2022, (Academic collaboration between Indian and Foreign HEIs to offer Twinning, Joint and Dual Degree Programmes).

- a. **Student Exchange Programme:** Under this programme, students from HEIs are allowed to study in one of the partner institutions within the country or abroad to complete a portion of the course or internship. A student exchange program may / may not involve physical presence of the student in the partner institution. The students shall return to their parent institution to complete the requirements leading to the award of degree. The student exchange programme is expected to be typically of one or two semesters.
- b. **Twinning Programme:** A Twinning Programme is a programme offered through an agreement/partnership between two Higher Education Institution, which allows students to complete a portion of the course at one Higher Education Institution and go on to complete the rest of the course at the Partner Higher Education Institution. Under twinning programme, credits earned by the students at Partner Foreign / Indian Higher Educational Institution shall be counted towards the degree awarded by the parent Indian Higher Educational Institution. Under the Twinning Programme, the degrees to be offered shall confirm to the nomenclatures and duration of the degrees as specified in the AICTE Approval Process Handbook (2024-27) and shall also confirm to minimum eligibility and other norms and standards to offer such degree programmes. However, credits earned by the student from the Foreign / Indian Higher Educational Institution partnered for Twinning programme with an Indian Higher Education Institution shall not exceed 40 percent of the total credits for the programme .
- c. **Joint Degree Programme:** Under this programme, course curriculum shall be designed jointly by the collaborating Universities/ Institutions and on successful completion of the programmes, the diploma/ degree shall be awarded jointly by the Higher Education Institution and the collaborative University/ Institution with a single diploma certificate/degree. Under the Joint Degree Programme, the degrees to be offered shall confirm to the nomenclatures and duration of the degrees as specified in the AICTE Approval Process Handbook (2024-27) and shall also confirm to minimum eligibility and other norms and standards.

Credits earned for the course(s) in an institution shall count towards the degrees/diploma jointly awarded by both the institutions. The collaborating Higher Educational Institutions shall ensure that the credits earned by the students shall not overlap course contents/curriculum and the student shall appear for only one examination / evaluation process for each of the courses by the Higher Education Institution in which he/she has registered for that course. Under this programme, course curriculum shall be designed jointly by the collaborating Universities/ Institutions in the same discipline/ subject area and at the same level. The courses can be conducted in both the institutions and credit transfer shall be as per the UGC Norms. However, only for diploma level courses corresponding State DTE and partnering university/ institution shall decide the modalities through MOUs.

- d. **Dual Degree Programme:** In respect of Dual Degree Course(s), UGC norms 2022 shall be applicable. Under the Dual Degree Programme, the degrees in technical courses to be offered shall confirm to the nomenclatures and duration of the degrees as specified in the AICTE Approval Process Handbook (2024-27) and shall also confirm to minimum eligibility and other norms and standards to offer such degree programme.

3.1 Objectives

- a. To facilitate academic collaboration /twinning between Indian and Foreign Universities/ Institutions/ Research Organization in the field of Technical Education, Research and Training.
- b. To encourage Collaboration and Twinning between AICTE approved Institutions and Institutes of Repute in India/ Foreign Countries and reputed industries/ research organization in the field of Technical Education, Research and Training.
- c. To safeguard the interest of the student community in India and ensure uniform maintenance of norms and standards as prescribed by various Statutory Bodies.
- d. To ensure accountability for such educational activities by Foreign Universities/ Institutions in India.
- e. To safeguard against entry of Foreign Universities/ Institutions that are non-accredited in the country of origin, to impart Technical Education in India.
- f. To safeguard the nation's interest and take punitive measures, wherever necessary, against the erring Institutions.

3.2 Requirements and Eligibility

- a. An Institution or State/ Central / Institution Deemed to be / State Private University which is already in existence and duly approved by the Council, interested in imparting Technical Education leading to the award of Diploma/ Under Graduate Degree/ Post Graduate Diploma/ Post Graduate Degree of a University/ Institution through Collaborative/Twinning arrangements, provided there is "Nil Deficiency" based on Self-Disclosure.
- b. Collaboration under these programmes shall be allowed with Foreign University having ranking within the top 1000 as per the latest QS/ THE world ranking or with an Indian University/ Institution which falls under the following category:
 - i. Accredited by the National Assessment and Accreditation Council or any other agency authorized in this behalf with minimum score of 3.01 on a 4.0 point scale (Applicable only for Central / State/ Institution Deemed to be / State Private University).
 - or
 - ii. With NBA accreditation with at least 650 points on a scale of 1000
 - or
 - iii. Which figures in the Top-200 of AICTE approved Institutes in the respective category of National Institutional Ranking Framework (NIRF) at the time of application.
- c. Collaboration and Twinning shall also be allowed between AICTE approved Institutions (having valid NBA accredited courses) with an Institute of National Importance passed by an Act of Parliament or any other AICTE approved Institutes having valid NBA accredited courses or which figures in the top 200 in the respective category of NIRF.
- d. The Educational Programmes to be conducted in India by Foreign Universities or Institutions leading to the award of Diploma/ Under Graduate Degree/ Post Graduate Diploma/Post Graduate Degree Level (Only for regular courses conducted in physical mode) shall have the same nomenclature as it exists in the Approval Process Handbook for Diploma/Under Graduate Degree/ Post Graduate Diploma/ Post Graduate Degree should be fully recognized in their Parent Country.

- e. Any Course or Programme, which jeopardizes the National interest, shall not be allowed to be offered in India.
- f. The Council shall prescribe any other condition for registration, expedient to do so in the overall interest of the Technical Education system in the Country.
- g. The Indian Partner Institution should obtain an NOC from the affiliating University/Board (Not applicable to standalone Institutions/ Institutions Deemed to be Universities/ University Departments).
- h. Both the Institutions shall enter into a bipartite agreement/ MoU for the purpose of collaboration.
- i. The Indian Institutions shall enter into a bipartite agreement with its affiliating body.
- j. For Course(s) where University/ Board approval is not mandatory, both the Institutions shall enter into a bipartite agreement/ MoU for this purpose.
- k. Credits earned by the students shall not exceed 40% of the total credits under Twinning Programme and joint degree programme.
- l. The students failing to secure Visa should be enrolled in a similar Programme being conducted by the Indian Partner Institution, affiliated to a University/ Board.
- m. The concerned University/ Institution shall have to comply with other requirements as specified in AICTE/ UGC 2022 regulations (Academic Collaboration Between India and Foreign Higher Educational Institutions to offer Twinning, Joint Degree and Dual Degree Programmes) while submitting the proposal for approval as applicable (if any).

3.3 Technical Education Regulatory (TER) Charges

- a. The TER Charges shall be paid through online on AICTE Web-Portal www.aicte-india.org failing which, the application shall not be considered. Applications shall be accepted subject to realization of the Payment.
- b. TER Charges for different types of Institutions for Introduction and Continuation of Twinning Programme(s) is as follows:

Table 3.1: Technical Education Regulatory (TER) Charges (Per Year)

Sl. No.	Type of Institution	Introduction (Rs. in Lakh)	Continuation (Rs. in Lakh)
i	Government/ Central/ State Public University/ Institution set up in J&K/ Ladakh/ North Eastern States/ Institution set up exclusively for Women/ PwBD	2.0	1.0
ii	All other Institutions/ Universities including Minority Institution/ Govt. Aided Institutions.	12.0	6.0

NOTE: 10% TER charges will be increased annually.

3.4 Procedure

- a. The eligible Institutions seeking approval for the Introduction of Collaboration Programme shall apply on AICTE Web-Portal along with additional documents as per **Annexure-2** of Approval Process Handbook.
- b. The Scrutiny/ Re-Scrutiny / EVC as per **Clause 1.8** shall verify the additional documents/facilities as per **Annexure-2** of the Approval Process Handbook submitted for Collaboration and Twinning Programme.

3.5 Other Conditions:

- Lateral Entry and supernumerary seats shall not be allowed in Foreign Collaboration and Twinning Programme.
- The Institution shall submit/ upload an Annual Report giving details of the number of students admitted, Programme(s) conducted, total Fee collected, amount transferred to the Parent Country, investment made, number of students awarded Diploma/ Under Graduate Degree/ Post Graduate Diploma/ Post Graduate Degree and any other information that the Council shall ask for.
- The Council shall cause an Inspection through EVC, whenever necessary, with or without prior notice, to assess the Infrastructural and other facilities available/ to verify the compliance of conditions, Norms, Standards etc. prescribed by the Council from time to time.
- Diploma/Degree shall be awarded as per the provisions prescribed by AICTE/ UGC on the subject as amended from time to time.
- Collaboration and Twinning shall also be allowed between AICTE approved Institutions (having valid NBA accredited courses) with an Institute of National Importance passed by an Act of Parliament or any other AICTE approved Institutes having valid NBA accredited courses or which figures in the top 200 in the respective category of NIRF.
- Violation of any norms as envisaged by the Council shall lead to punitive action including Withdrawal of Approval for the Institute/University.
- Institutions/Universities shall fulfil all terms and conditions as prescribed by Ministry of External affairs & MoE from time to time, in addition to the Standards & Norms set by the AICTE.
- Institutions/Universities granted approval for Multiple years shall be eligible for Multiple years of approval for Collaboration and Twinning also.

3.6 Admission and Fee

- Competent Authority for admission shall be the same as for regular admission and shall fetch a list of Technical Institutions who have sought approval from the Council.
- The Competent Authority for admission shall display the availability of collaboration and Twinning Programme seats, course/ branch wise, in various Institutions, for information of candidates during all stages of admission so that the students can freely exercise their informed choice. The Institutions shall publish on their Brochure and Web site, the number of collaboration and Twinning Programme seats available in the Course(s) / Division(s).
- Competent Authority for admission shall prepare a merit list of Applicants by inviting applications from eligible students for collaboration and Twinning Programme and admit strictly on merit basis.
- A letter in this respect shall be issued by the Competent Authority for admission to each beneficiary. Students admitted under this scheme shall not be allowed to change Institution / Course under any circumstances.
- The Institutions/Universities shall also display information regarding admitted candidates in their Websites for information to the students and other stake holders.
- The concerned State Government/ UT shall notify the tuition and other Fee for candidates to be admitted under collaboration and Twinning Programme seats.

भाग हरेदवर्गात्रित्य द्विगुणेन वर्गमूलेन ।
वर्गाद्वर्गे शुद्धे लब्धे स्थानान्तरे मूलम् ॥

One should divide the non-square place by twice the square root of the square place, then subtract the square from from the next square place.



CHAPTER-IV

Grant of Approval for Universities

4.1 Introduction

- a. The higher Education system in India includes both Private and Public Universities. Public Universities are supported by the Government of India and by the State Governments, while Private Universities are mostly supported by various trusts and Societies. Universities in India are recognized by the University Grants Commission (UGC), in accordance with the UGC Act, 1956. The types of Universities include:
 - i. Central Universities which are established by an Act of Parliament and are under the purview of MoE.
 - ii. State Universities are run by the concerned State Government/ Union Territories of India and are established by an Act enacted by the legislative assembly of the respective State/ UT. University shall also have "Constituent College", an Institution/ Department/ College/ School as a part of the University.
 - iii. Institutions Deemed to be University is an Institution for Higher Education so declared on the recommendations of the University Grants Commission by the Central Government, under Section 3 of the UGC Act.
 - iv. State Private Universities are established by State, recognized by the UGC and supported by various trusts and Societies.
- b. All categories of Universities offering Technical Program / Courses at all levels shall maintain Norms & standards related to infrastructure, faculty and other norms specified by, AICTE as mentioned in the Approval Process Handbook published from time to time and any other Norms & Standards as prescribed by other statutory bodies concerned (as applicable).
- c. AICTE Act, 1987 **Clause-11** mandates the Council to conduct inspection to ascertain that a University is maintaining the norms and standards of teaching, examination and research.
- d. Central/State and Private Universities may apply for AICTE's approval by applying online providing requisite details of infrastructure, land, faculty etc. as specified on the AICTE Approval Process Handbook apart from fulfilling UGC Norms. The Applicant shall also adhere to the existing Central, State and Local Laws.
- e. Area of jurisdiction of State Universities/Private Universities/Institutions Deemed to be Universities (including off campuses) shall be as approved by the UGC/ State jurisdiction.
- f. Institutions Deemed to be Universities offering Technical Course(s)/Programme(s) shall NOT admit students without prior approval of the Council.

4.2 Existing Universities/ Institutions Deemed to be University shall be eligible for getting 3 years' Extension of Approval (EoA) from the AY-2024-25 by remitting 3 years' TER Charges (Table 4.1) by meeting ANY ONE of the following criteria:

- i. Figured in 8th Edition of NIRF ranked Institutions (announcement made in 5th June 2023).
- ii. Figuring in QS World Ranking Asia-2024 (announcement made on 8th Nov 2023).
- iii. Universities/ Institutions Deemed to be University having minimum of 30% eligible courses in regular modewith NBA accreditation having validity till 30th April 2025. (The institutions should continue to get accreditation of their programmes).

- iv. Universities/ Institutions Deemed to be University with valid NAAC score of 3.01 and above on a scale of 4.0
- v. Universities/ Institutions Deemed to be University having conferred 'Autonomous Status' by UGC.
- vi. Universities/ Institutions Deemed to be University having more than 80% admissions in all the courses/programmes offered consecutively for last 5 Academic Years.

NOTE: Although, the Universities/ Institutions Deemed to be University can get extended EoA for 3 years yet they need to submit information/data annually during the AICTE Approval Process time for respective years annually.

4.3 Time Schedule for Processing of Applications

- a. AICTE shall notify through a Public Notice in the leading newspapers and through AICTE Website from time to time, inviting applications along with cut-off dates for various categories and processing thereof. The time schedule mentioned in the Public Notice/ AICTE Website shall be final and binding. To process any request from the Universities regarding approval, online application is mandatory. Applications submitted offline are not accepted.
- b. The submission of an application on AICTE Web-Portal and payment shall not be later than the last date as notified in the Public Notice/AICTE Website.

4.4 Seeking Approval of the Council

4.4.1 Application for the various categories mentioned in Chapter I, II and III of the Approval Process Handbook for Universities offering Technical Programme(s) at Diploma/ Post Diploma Certificate/ Under Graduate Degree/ Post Graduate Diploma/ Post Graduate Degree Level for conducting Programmes in Engineering and Technology, Planning, Applied Arts, Crafts and Design, Hotel Management and Catering Technology, MCA and Management.

4.4.2 Requirements and Eligibility

- a. Notification issued by the Government under Central/ State Act declaring an Institution as a Central/ State/ Private University or section 3 of UGC Act declaring an Institution as a Deemed to be University.
- b. The Central / State / Private / Institution Deemed to be University shall be a registered Society under the Societies Registration Act, 1860 through the Chairman/ Secretary of Society or a Trust registered under the Indian Trust Act, 1882 as amended from time to time or any other relevant Acts through the Chairman/Secretary of the Trust or a Company established under Section 8 of Companies Act, 2013 or Central or State Government/ UT Administration or by a Society or a Trust registered with them.

4.4.3 University having Multiple Campuses/ Off Campuses/ Constituent Colleges shall apply separately for approval in respect of each campus/off campus/ constituent college (OR) They can apply as a single entity with all their courses & programs of both Main and Off campus.

All Universities (Central/State Government/State Private) and Category-I&II Deemed to be University shall be permitted to run courses/programs with nomenclatures prescribed in AICTE APH.

NOTE-i The Central / State / Private Universities are taking approval from AICTE for some of the selected Technical Programme(s)/Course(s)/intake which is creating confusion to the students. Therefore, the Central / State / Private Universities, which are interested in obtaining AICTE approval shall have to obtain approval for all the Technical Programme(s)/ Course(s) / intake and not just for few selected Technical Programme(s)/Course(s)/intake (at any level) after fulfilling the mandatory requirement of AICTE norms notified from time to time.

- ii: For Institutions Deemed to be Universities, it is mandatory to have AICTE approval from the Academic Year 2018-19 in compliance with the Hon'ble Supreme Court Order dated 03-11-2017 passed in CA No.17869-17870/2017. It is found that some of the Deemed to be Universities yet to take AICTE approval or have taken approval partially for selected Technical Course(s)/ Programme(s)/ Intake (at any level). Therefore, Institutions Deemed to be Universities which have never taken approval from AICTE are directed NOT to run any Technical Programme(s)/ Course(s) without prior approval of AICTE.

- 4.4.4 a. State Public & Private Universities and Central Universities are required to maintain Norms & Standards as specified in APH from time to time and shall take AICTE approval for regular courses (falling under the purview of council) in case the same courses are to be offered in ODL/OL mode (Ref. UGC Regulation).
- b. Application for partial approval of any Programme(s)/Course(s)/Intake at any level shall NOT be permitted.

4.5 Application Submission and Processing

4.5.1 USER ID and Password

4.5.2 Technical Education Regulatory (TER) Charges

- a. Existing Universities offering Technical Programme(s) at Diploma/ Post Diploma Certificate/ Under Graduate Degree / Post Graduate Diploma / Post Graduate Degree applying for the grant of approval for the first time:

Table 4.1: Technical Education Regulatory (TER) Charges (Per Year)

Sl. No.	Type of University	*TER Charges Rs. in Lakh
i	Central University/ State Public University/ Institution Deemed to be University (Government) and University set up in J&K/ Ladakh/ North Eastern States/ University set up exclusively for Women	2.00
ii	Institution Deemed to be University (Private)/ State Private University	10.00
iii	ALL Applicants under (i) & (ii) whose application was rejected and Final LoR was issued in the last Academic Year **	For Category (i) 1.00
		For category (ii) 4.00

* Separate TER Charges shall be applicable in case of main and off campus as approved by UGC.

** Not applicable for Applications, which were, rejected in preceding year and TER Charges refunded to the applicant as per the **Clause 1.4.2(h)**.

NOTE: 10% TER charges will be increased annually.

- b. In an extraordinary circumstance, if an additional online Scrutiny Committee and Standing Hearing Committee/ Standing Appellate Committee has to be conducted (inclusive of the Court directions to any type of University other than Central/State Universities/Institution deemed to be university(Government)), then the Applicant has to remit Rs. 0.60 Lakh through online mode as an additional TER Charges.
- c. In an extraordinary circumstance, if an additional (online / Physical) Expert Visit Committee has to be conducted (inclusive of the Court directions to any type of Universities other than Central/State Universities/Institution deemed to be university (Government)), the Applicant has to remit Rs. 1.25 Lakh for Online and Rs. 2.50 Lakh for physical EVC, through online mode as an additional TER Charges.
- d. The TER Charges shall be paid through AICTE payment gateway on AICTE Web-Portal within the deadline failing which, the application shall not be considered.

- 4.5.3 a. Applicants shall submit the application on AICTE Web-Portal @ www.aicte-india.org, on or before the last date as mentioned in the Public Notice/ AICTE Website and it is MANDATORY.
- b. All Applicants shall ensure that the data entered/edited is correct. Facility to edit the data will be available until the submission of the application. After submission, the modification of data shall not be allowed till the processing of application is completed. Hence, applicants shall exercise utmost care before final submission of the application.
- c. Applications complete in all respect and submitted (including payment) within the cut-off date as mentioned in the Public Notice/ AICTE Website shall only be considered for processing as per the norms and procedures specified in the Approval Process Handbook.
- 4.5.4 An **Affidavit 2** sworn before First Class Judicial Magistrate or Notary or an Oath Commissioner on Rs. 100/- Non-Judicial stamp paper/ e-stamp paper shall be Digitally Signed (Using DSC) & uploaded on AICTE Portal. In case of any false information, AICTE shall invoke the provisions, civil and/or criminal as per the Regulations in place.
- 4.5.5 A printout of the complete online application (for categories falling under **Chapter I** of the Approval Process Handbook) as submitted on AICTE Web-Portal, along with the proof of payment, and documents mentioned as per **Annexure-1** of the Approval Process Handbook duly attested by the Chairman/ Secretary of the Trust shall be submitted on the date of Scrutiny and to be uploaded on AICTE Web-portal with digital signature, (in case of online), failing which the Scrutiny shall not be conducted.
- 4.5.6 For applications submitted for the categories mentioned under **Chapter II** and **III**, the documents should be submitted/uploaded as applicable in **Annexure-2** of the Approval Process Handbook.

4.6 Grant of Approval

4.6.1 Requirements and Eligibility

- a. The Promoter Trust/ Society/ Company shall have the built-up area as required and has its Lawful possession with clear title in the name of the Promoter Trust/Society/Company/ Institution or on long term lease on or before the date of submission of application.
- Further to that it shall be open for the Promoter Trust/ Society/ Company of the proposed University to mortgage the Land with the prior intimation to AICTE after the issue of Letter of Approval (LoA), only for raising the resources for the purpose of development of the University situated on that Land.
- b. University shall fulfill ALL the norms as specified in the Approval Process Handbook. Further that, the Institution Deemed to be Universities shall also have to fulfil the norms as per UGC Regulations and statutory body concerned.
- c. Buildings for the First Year of the Programme(s) should be completed in all respect as per the Infrastructure requirements as specified in the Approval Process Handbook. Building Plan for the entire duration of the Programme(s) of the University shall be prepared by an Architect registered with Council of Architecture/Licensed Survey or and shall be approved by the Competent Authority as designated by the concerned State Government/UT.
- d. The Head of the "University" shall be named as "Vice Chancellor" having qualifications as per UGC norms.

- 4.6.2 The Applicants shall not use name of the University in such a way that the abbreviated form of the name of the University becomes IIM/ IIT/ IISc/ NIT/ IISER/ IIIT/ IEST/ AICTE/ UGC/ MoE/ GoI. The Applicant shall also not use the word(s) Government, India, Indian, National, All India, All India Council, Commission anywhere in the name of the University and other names as prohibited under the Emblems and Names (Prevention of Improper Use) Act, 1950. Provided that, the restrictions mentioned above shall not be applicable, if the University is established by Government of India or its name is approved by the Government of India.

4.6.3 The Applicant shall apply on AICTE Web-Portal for all the Technical Programme(s) as approved by UGC for Approval.

4.6.4 The application shall be processed as per **Clause 4.6 and 4.7** of the Approval Process Handbook (Through Scrutiny/ Re-Scrutiny Committee).

4.7 Evaluation of the Applications

4.7.1 Universities and institutions Deemed to be Universities falling under Category I/II as per UGC (Categorization of Universities (Only) for grant of Graded Autonomy) Regulations, 2018;

The application submitted shall be evaluated with respect to the following:

- a. NAAC Certificate indicating score letter issued by UGC declaring the status of the University for Category I/II and other (If applicable)
- b. Notification issued by the Government under Central /State Act declaring an institution as a Central /State/Private University or section 3 of UGC Act declaring an Institution as a Deemed to be University.
- c. UGC approval letter(s) for the main Campus and Off Campuses if any.
- d. **Affidavit 2 and 5** (Universities shall have to adhere to norms and standards specified by AICTE from time to time).

NOTE: In case the above documents are not uploaded on portal, the University may be directed to upload the same on the portal within the stipulated time. The formation of Scrutiny / Re-Scrutiny committee and verification of the aforesaid documents will be online.

4.7.2 Universities other than Category I/II, running technical programme but coming for AICTE's approval for the first time, the applications submitted shall be evaluated as per the **Clause 1.8 of Chapter I** of this APH.

4.7.3 Universities other than Category I/II, running AICTE approved technical programme and desirous to apply for various categories in accordance with **Chapter II** Applications submitted shall be processed as per the applicable classes defined in **Chapter II** of this APH.

NOTE-

- 1: For Category I/ II Universities applying for other domains (for e.g. Medical University), applying for approval of Engineering and Technology Programme shall be processed similar to a new Technical Institutions provided that the university is already running courses in Engineering and Technology.
- 2: To consider the Off Campuses/ Constituent Colleges of Category I/ II Universities/ Institutions Deemed to be Universities, UGC Letter as well as NAAC mentioning to that effect shall be produced, else the applications shall be processed as per **Chapter I** of this APH.
- 3: Applicants falling under Category I & II and other than category I & II shall upload all self- attested copies as per **Annexure-1** (as applicable) of the Approval Process Handbook and UGC approval Letter(s) for the Main Campus and Off Campuses, if any, with digital signature (in case of online). Applicants shall adhere to Scrutiny/ Re-Scrutiny schedule and not to remain absent at the time of Scrutiny/ Re-Scrutiny. TER Charges per campus to be charged as per **Table 4.1**

4.8 Grant of Approval shall be as per Clause 1.10 of the Approval Process Handbook

4.9 Other Conditions

- a. An Expert Visit Committee may be conducted any time before the first batch of students has passed out, to verify the fulfilment of the norms as specified in the Approval Process Handbook.
- b. If the application for the new Institution Deemed to be University/University is rejected at the Level of Scrutiny/Re-Scrutiny and the appeal provision is not availed, the TER Charges after a deduction of Rs. 0.60 Lakh shall be refunded to the Applicant.
- c. The Council shall normally not grant Conditional Approval to any University.
- d. The University/Applicant, if aggrieved by the decision of Executive Committee, shall appeal as per **Clause 1.11** of the Approval Process Handbook and the final decision of the Council shall be uploaded as per the Academic Calendar.
- e. Infrastructure, faculty and other facilities shall be made available as per the norms, standards and conditions prescribed by the Council from time to time.
- f. A final Letter of Approval/ Letter of Rejection with the reasons for rejection of the application shall be issued to the University through Web-Portal as per the Academic Calendar.
- g. LoA shall not be granted after the last date as mentioned in the Academic Calendar.

4.10 Security Deposit (SD) :

- a. Central University/ State University/ /Institution Deemed to be University (Government) are not required to pay the Security Deposit.
- b. Private Universities/ Institution Deemed to be University (Private) which were in existence for more than 10 years with UGC are EXEMPTED from the payment of Security Deposit, else the University shall pay the Security Deposit for 10 Years as per **Chapter-I (Table1.4)** of this Approval Process Handbook.
- c. If any University is starting a new Programme/ Level shall create the Security Deposit as per the requirements of the Approval Process Handbook, even if the University is in existence for more than 10 years with UGC.

NOTE:

- i. Universities which were granted approval from AICTE earlier as a Technical Institution and created Security Deposit and got released after the maturity period are not required to pay the Security Deposit; else the University shall pay the Security Deposit for the remaining period of 10 years, as applicable.
- ii. The amount deposited by the University shall remain with the Council. The interest accrued on this deposit shall be utilized by the Council for Institutional Development activities, Quality Improvement Programme for Faculty members and giving Scholarships to students.
- iii. The Principle amount ONLY shall be returned to the Trust/ Society/ Company on completion of the term. However, the term of the deposited amount can be extended for a further period as shall be decided on a case to case basis and/or forfeited in case of any violation of norms, conditions, and requirements and/ or Non-Performance by the University and/ or Complaints against the University.

- 4.11 Existing Universities/Institution deemed to be university granted approval for offering Technical Programme at Diploma/Post Diploma Certificate/ Under Graduate Degree/ Post Graduate Diploma/ Post Graduate Degree Level shall submit an application to the Council every year for Extension of Approval of the Course(s)/ program(s) offered by the University.**



4.12 Applications submitted for other Categories in Chapter II/ III of the Approval Process Handbook

- a. The requirements, eligibility and procedure shall be as per the concerned Clauses of **Chapter II/ III** of the Approval Process Handbook. However, Expert Visit Committee for the Introduction of supernumerary seats for OCI/ Foreign Nationals/ Children of Indian Workers in the Gulf Countries for Category I/ II Universities shall be exempted.
- b. Technical Education Regulatory (TER) Charges as mentioned in **Chapter II/III** are applicable.

NOTE: In an extraordinary circumstance, if an additional Scrutiny Committee, Expert Visit Committee and Standing Hearing Committee/ Standing Appellate Committee has to be conducted (inclusive of the Court directions to any type of Institutions), then the Applicant has to remit an additional TER Charges as applicable in **Clause 4.5.2**.

- c. The applications shall be processed as per the procedure specified in the Approval Process Handbook and the Executive Committee/ Council shall grant Extension of Approval as applicable for the Universities to continue for conduct of Technical Programme(s) and Course(s). The decisions taken by the Executive Committee shall be ratified by the Council.
- d. The decision of the Council shall be included in the issuance of Extension of Approval and uploaded on the Web-Portal and the Universities shall download the same through their login id. Speaking orders (in case of reduction in Intake, No Admission, etc.) shall be uploaded on the Web-Portal not later than the date as mentioned in the Academic Calendar.

4.13 Increase in Intake/ New Course shall be processed as per Clause 2.6 of Chapter II of the Approval Process Handbook. The Scrutiny/ Re-Scrutiny Committee shall verify the additional documents as specified in Annexure-2 of the Approval Process Handbook.

Institutions Deemed to be Universities offering Technical Programme(s) approved by the Council, falling under **Category I/II as per UGC (Categorization of Universities (Only) for grant of Graded Autonomy) Regulations, 2018** shall have to submit an application to the Council indicating the increase in Intake in the Courses/New Course(s) in Emerging /Multidisciplinary areas. The Council shall be granting approval to those Programmes/ Courses. However, such Universities shall have to update the data in AICTE Web-Portal on annual basis and comply with the norms and standards as specified by AICTE from time to time. The University shall annually submit **Affidavit 2** to AICTE and **Affidavit 5** to UGC with this effect.

If any complaints received about violation of the norms, AICTE shall inspect the University and inform UGC to take appropriate action. In case of Institution Deemed to be University, the action as specified in the Approval Process Handbook shall be initiated and informed to UGC & MoE (as applicable).

- 4.14 Extension of Approval shall not be granted after the last date as mentioned in the Academic Calendar.
- 4.15 Institutional Information shall be updated on AICTE Web-Portal by the Institution for downloading the Extension of Approval letter.
- 4.16 Students' eligibility for admission shall be as per **Annexure-8** of the Approval Process Handbook.
- 4.17 All Universities shall follow the Academic Calendar as notified by the Council from time to time.
- 4.18 Student enrolment details shall be uploaded on the AICTE Web-Portal before last date (Academic Calendar for the respective year).
- 4.19 Board of Governors (BoG)/Board of Management (BoM) shall be constituted for the Institution Deemed to be University (Private)/ State Private University. BoM of Universities shall be as per the Acts and Statutes of UGC. The minutes of the meetings shall be uploaded periodically on the website of the Universities.

- 4.20 As per AICTE and UGC regulations all the approved Universities/Institutions Deemed to be Universities shall display on their web site the mandatory disclosure including approved intake, students admitted, their Fee structure, Time schedule for payment of Fee for the entire Programme, Refund Policies. (NOTE: Format for the Mandatory Disclosure is available in this APH).
- 4.21 To maintain a high standard in Technical Education, the Universities shall adopt quality measures such as revision of Curriculum in tune with the changing trends in the industrial development, performing Academic Audit, conducting innovative academic and sponsored research, publishing papers in refereed journals and apply for granting Patents.
- 4.22 Institutions Deemed to be Universities that have been recognized as an Institute of Eminence (IOE) by the Ministry of Education, Government of India shall be exempted from going through the process of approval annually for offering Technical Programmes/ Courses. However, such Universities shall have to update the data on AICTE Web-Portal on annual basis and comply with the norms and standards as specified by AICTE from time to time. The University shall annually submit **Affidavit 2** to AICTE and **Affidavit 5** to UGC to this effect. If any complaint is received about the violation of the norms, AICTE shall inspect the University and inform the MoE and UGC to take appropriate action. In case of Institution Deemed to be University, the action as specified in the Approval Process Handbook shall be initiated and informed to the MoE and UGC.
- 4.23 An Institution (Deemed to be University) found running a technical programme without prior approval of the council shall be liable for appropriate penal action as per **Chapter VII**.

NOTE: All the Scrutiny / Re-Scrutiny shall be conducted preferably in online mode. Under extraordinary circumstances (including Court directions) the Scrutiny / Re-Scrutiny shall be conducted in Offline mode also. Proceedings of the Scrutiny / Re-Scrutiny shall be recorded to have Transparency and Accountability. Signature of experts on documents submitted/uploaded by Institute on portal is not necessary if verified online.

किं नु गयो मातुरुदरस्थोश्चाति न वेति । अलोध्यते नाश्नाति ।
 यदि ह्यश्रीयात् स्यादस्य पुरीषमतीतकालं, न चेदमस्ति ।
 कथं तर्हि । नाभ्यां नाडी प्रतिष्ठिता । तस्यामपरा मातुर्हृदयमाश्रिता ।
 तया मातुरन्नरसोभिवहनगर्भं प्रीणयत्यभिवर्धयति
 तद्यथा कुल्याः केदारमभिसंश्रयन्त्यो भावयन्ति तद्वत् ।

"Does the foetus in the mother's womb eat or not?" It is said "It does not, if it does, there ought to be a fecal matter (from the foetus) later on, But this does not exist so. How so then? In the navel of the foetus the tubular (blood) vessels are established and from them other vessels and from these, still other (vessels) are taking residence in the hearts of the mother (ultimately); these by carrying the assimilable essence of the food (rasa) gratify and develop the foetus. How? This is channels (kulyah) which process up exactly (tadvat) in the way of the irrigatory (bhavayanti) i.e. offer water and help in thriving (the plant) its roots going towards the shelter of the basin i.e. (kedaram) as around a developing tree.

CHAPTER-V

Approval for Open and Distance Learning (ODL)/Online Learning (OL)

5.1 Introduction

- a. All India Council for Technical Education (Open and Distance Learning Education and Online Education) Guidelines, 2021, shall apply to Standalone Institutions, Institutions Deemed to be Universities and Universities (Central, State Public and State Private) for all the Courses of learning at the Post Graduate Certificate/ Post Graduate Diploma/ Post Graduate Degree Level programmes in Management, Computer Applications, Artificial Intelligence, Data Science, Cyber Security, Block Chain, Logistics and Travel & Tourism.
- b. The Council shall NOT allow Open and Distance Learning at Diploma/Degree/ Post Graduate Degree in Engineering and Technology, Planning, Hotel Management and Catering Technology, Applied Arts and Crafts, and Design Programmes.
- c. As per the UGC (Open and Distance Learning Programmes and Online Programmes) Regulations 2020, approval/recommendation of respective regulatory body is necessary for running the programmes of that domain and accordingly Institutions Deemed to be Universities and State Public & Private Universities shall apply and secure the same.
- d. The NAAC score as per the guidelines notified by UGC from time to time shall be applicable for the Institution(s) Deemed to be University and Universities (Central, State Public or State Private) and NBA score as per the guidelines notified by AICTE from time to time shall be applicable for the Standalone institutions for grant of approval to run programmes /courses under ODL and Online.
- e. No Standalone Institution/ Institution Deemed to be University/ State Public & Private university shall offer a Course(s) falling under AICTE Purview in Open and Distance Learning mode/ Online and admit students without the approval by the Council.
- f. The Standalone Institution/ Institution Deemed to be University / State Public & Private university shall create a separate Department/ School/ Centre as Headquarters for offering Courses in Open and Distance Learning mode.

5.2 Existing Institutions/Universities shall be eligible for getting 3 years' Extension of Approval (EoA) from the AY-2024-25 by remitting 3 years' TER Charges (Table 5.5) by meeting ANY ONE of the following criteria:

- a. Figured in 8th Edition of NIRF ranked Institutions (announcement made in 5th June 2023).
- b. Figuring in QS World Ranking Asia-2024 (announcement made on 8th Nov 2023).
- c. Institutions/Universities having minimum of 30% eligible courses in regular mode with NBA accreditation having validity till 30th April 2025. (The institutions should continue to get accreditation of their programs)
- d. Institutions/Universities with valid NAAC score of 3.01 on scale of 4.0 and above.
- e. Institutions/Universities having conferred 'Autonomous Status' by UGC.
- f. Institutions/Universities having more than 80% admissions in all the courses/programmes offered consecutively for last 5 Academic Years.

NOTE 1: Although, the institutions can get extended EoA for 3 years, annually they need to submit information/data during the AICTE Approval Process time of respective years.

2: Universities/Institutions granted NOC by the Council in the preceding years shall apply again for obtaining formal approval during this AY 2024-25. **Otherwise NOC granted/issued earlier shall be withdrawn.**

5.3 Norms and Standards

- 5.3.1. a. Any Institutions / Universities keen on seeking approval for ODL/OL shall first apply for approval to offer the said courses in regular mode to AICTE. The Standalone Institutions/ Institutions Deemed to be Universities and University (Central, State Public or State Private) intending to run Courses in Open and Distance Learning mode and / or online mode shall submit an application to the Council for Approval / Extension of Approval for the Courses approved/ Increase/ reduction in Approved Intake / Introduction of new Course(s) and Closure of Course(s).
- b. State Public & Private Universities and Central Universities are required to maintain Norms & Standards as specified in APH from time to time and shall take AICTE approval for regular courses (falling under the purview of council) in case the same courses are to be offered in ODL/OL mode(Ref. UGC Regulation).
- c. Application for partial approval of any Programme(s)/Course(s)/Intake at any level shall NOT be permitted.

5.3.2. Learner's enrolment:

ODL Mode: A Learner residing in any part of the Country can enrol to pursue a programme/course through ODL mode provided that the Institution shall conduct all activities such as admissions, contact programmes, examinations etc. for learner strictly within the territorial jurisdiction of the Institution as specified in these regulations. In case the enrolment is higher than 1000 at a Learner Support Centre, the number of positions and Infrastructure shall be increased on pro-rata basis.

Online Mode: A Learner residing within or outside India may enrol in any programme by an Institution offering programme under Online mode.

5.3.3. Academic and Administrative Requirements

A Standalone Institution/ Institution Deemed to be University/University (Central, State Public or State private) shall have a designated Centre of Distance Education at Headquarters for operationalising the Programmes/ Courses in Open and Distance Learning mode / online mode, shall be headed by a regular functionary not below the rank of a Professor and shall have the following positions on Full Time and dedicated basis, excluding the designated positions in the Open Universities as per their respective Act(s), along with infrastructural facilities. In addition to the Headquarters, an Institution may have a Learner Support Centre(s).

Table 5.1 Academic and Administrative Requirements at Headquarters

Academic and Administrative Requirements at Headquarters (upto 5000 students)		
S. No	Staff Requirements	Number
1	Head for each discipline at Professor Level	1
2	Minimum Academic staff strength per discipline or specialization or Course	
	Associate Professor	1
	Assistant Professor	2
3	Administrative staff strength at the Institution	
	Deputy Registrar	1
	Assistant Registrar	1
	Section Officer	1
	Assistants	3
	Computer Operator	2
	Multi-Tasking Staff	2

If the Institution is intending to operate the Headquarters as Learner Support Centre, an intake up to 5000 Learners shall be permitted. In case, the enrolment is higher than 5000 at Headquarters, the number of positions and Infrastructure shall be increased on a pro-rata basis. In case the enrolment is higher than 1000 at a Learner Support Centre, the number of positions and Infrastructure shall be increased on prorata basis.

Table 5.2 Academic and Administrative Requirements at Headquarters Learning Supporting Centre

Academic and Administrative Requirements of each Learning Supporting Centre (upto 1000 students)		
S.No.	Staff Requirements	Number
1	Assistant Professor (Coordinator)	1
2	Counsellor per Theory Course of 4 Credits	2
3	Supervisor per Practical Course of 2 Credits	1
4	Computer Operator	1

5.3.4. Infrastructure Requirements

1. The Institution shall have necessary infrastructure and support system for offering the Courses in Open and Distance Learning Mode and / or Online Mode.
2. The Institution shall be permitted to use additional Laboratory facilities of the parent Institution or any another AICTE approved Institution offering similar Course/ Programme.
3. Each Learner Support Centre shall have a minimum Built-up area of 150 Sq m on the as is that it shall have at least one Class room for the interaction with the Learners.

Table 5.3 Minimum Infrastructure Requirements for ODL/Online

Minimum Infrastructure Requirements for ODL/Online (For both Institution Headquarters and Learner Support Centre)				
S. No.	Type of Built-up Area	Percentage (%)	Headquarters in Sq m	Learner Support Centre in Sq m
1	Academic Area	50	750	66
2	Administrative Area	10	150	33
3	Academic support such as Library, Reading Room, Computer Centre, Informational and Communication Technology Laboratories, Video and Audio Laboratories, etc.	30	450	150
4	Amenities or other support facilities Area	10	150	66
5	Minimum Built-up area for Open and Distance Learning activity	1500	150	150

NOTE: Minimum Internet Speed required at Headquarters/ Learner Support Centre is 300 Mbps.

- i. The Institution should provide appropriate facilities to take care of the differently abled students and elderly persons comprising Teaching/ Non-Teaching/ Others including parents of the students visiting the Institution. Barrier Free Built Environment for differently abled / elderly persons shall be available in the Buildings including hygienic toilets for ladies and gents.
- ii. All teaching-learning facilities for differently abled learners shall be provided in the Ground Floor itself. Toilets with all facilities shall be provided in each floor or at least in the Ground Floor at Headquarters as well as Learner Support Centers as specified by the National Building Code.
- iii. Safety and security measures at all the Learner Support Centres and Headquarters to safeguard Students, Staff and other stakeholders from the threat of violence, and to provide appropriate interventions to support individuals in crisis shall be ensured.

5.3.5 Academic Requirements

- i. One faculty member in the respective course domain shall be deployed as Program Coordinator. One Academic support and one administrative support personnel for every program/course shall be provided to the students.
- ii. Learning support material shall be provided to all students and there shall be a provision for live lecture class facility for students for a batch size upto 60.
- iii. Dedicated faculty members shall be assigned to address student academics queries in the form of live chat during official hours.
- iv. The institute needs to ensure a Faculty student ratio of 1:30 for evaluation of project assessment & assignments submitted by students. Also, there shall be a provision for online evaluation of assignments / conduct of weekly tests using online software tools. Faculty members from the institution under the same Management deployed for teaching courses in regular mode can also be deployed for this purpose.
- v. The design of programme shall be on outcome based education. Faculty for Content creators, live sessions, delivery of content shall be put in place.
- vi. A Standard Learning Management System shall be in place for Online as well as for ODL Programs/ Courses.

5.3.6. Duration and Entry Level Qualifications

The duration and entry level qualifications for the Programmes/ Courses offered under ODL/OL is given in **Annexure-8**.

- i. A candidate shall register for only ONE Course in Open and Distance Learning mode in any Learner Support Centre at a time and shall not be permitted to register for another Course until he/ she successfully completes the Course requirement/ discontinue the Course officially.
- ii. A student who is pursuing any Course in the Conventional mode shall be permitted to register for ONE Course at the Lower Level in Open and Distance Learning mode in any Learner Support Centre at a time and shall not be permitted to register for another Course until he/ she successfully completes the Open and Distance Learning Course requirement/ discontinue the Course officially.
- iii. The students shall be admitted twice (July and January) in an Academic Year within the Approved Intake for each Course.
- iv. Students' enrolment data in all the Learner Support Centres shall be uploaded to AICTE Web- Portal within one month from the last date for admission every year failing which the Council shall not grant approval in the next Academic Year.

5.3.7. Admissions and Examinations Admission, Examinations and Learner Support shall be as per the respective Part IV of AICTE (Open and Distance Learning Education and Online Education) Guidelines, 2021 (As amended from time to time).

Assessment, Accreditation, Audit, Inspection and Monitoring shall be as per the respective Part V of AICTE (Open and Distance Learning and Online Education) Guidelines, 2021 (As amended from time to time).

The Standalone Institution/ Institution Deemed to be University/State /Central/State Private University shall apply for the Courses as mentioned in the table below at Diploma/ Post Diploma Certificate/ Post Graduate Certificate/ Post Graduate Diploma/ Post Graduate Degree levels with the proposed Intake in Headquarters and/ or each Learner Support Centre. The Council shall grant approval for the Courses along with their Approved Intake in each Learner Support Centre, subject to the fulfilment of AICTE (ODL/Online) Guidelines by the Headquarters and the number of Learner Support Centres.

Table 5.4 Nomenclature of Degree / Diploma / Certificate

S. No.	Programme	Course	Nomenclature of Degree / Diploma / Certificate
1.	Management	1) Business Administration	Under Graduate Course in Business Administration (BBA/ BMS, etc.)/ Master of Business Administration (MBA) / Post Graduate Diploma in Management (PGDM) / Post Graduate Certificate (PGCM)
		2) Logistics	Post Graduate Diploma (PGD)/ Post Graduate Certificate (PGC)
		3) Travel and Tourism	Post Graduate Diploma (PGD)/ Post Graduate Certificate (PGC)
2.	Computer Applications	1) Computer Applications	Under Graduate Course in Computer Applications (BCA) / Master of Computer Application (MCA) / Post Graduate Diploma in Computer Application (PGDCA) / Post Graduate Certificate (PGC)
		2) Artificial Intelligence and Data Science	Post Graduate Diploma (PGD)/ Post Graduate Certificate (PGC)
		3) Artificial Intelligence and Machine Learning	Post Graduate Diploma (PGD)/ Post Graduate Certificate (PGC)
		4) Cyber Security	Post Graduate Diploma (PGD)/ Post Graduate Certificate (PGC)
		5) Block Chain	Post Graduate Diploma (PGD)/ Post Graduate Certificate (PGC)

- i. The Headquarters and each Learner Support Centre of Standalone Institution/ Institution Deemed to be University shall establish Online Grievance Redressal Mechanism, Anti Ragging Committee, Grievance Redressal Committee and Internal Complaint Committee (ICC) as specified in the Approval Process Handbook.
- ii. All Standalone Institutions/ Institutions Deemed to be Universities/ Universities (Central, State Public or State Private) shall upload the Transcripts and Certificates of all students enrolled, Year wise and Course wise for all Learner Support Centres (if applicable) including Headquarters on Academic Bank of Credit (ABC).
- iii. In the event of a student withdrawing before the start of the Course, the entire Fee collected from the student, after a deduction of the processing Fee of not more than Rs.1000/- (Rupees One Thousand only) shall be refunded by the Institution. It would not be permissible for Institutions to retain the School/ Institution Leaving Certificates in original. In case, if a student leaves after joining the Course and if the vacated seat is consequently filled by another student by the last date of admission, the Institution must refund the Fee collected after a deduction of the processing Fee of not more than Rs.1000/- (Rupees One Thousand only) and proportionate deductions of Fee.
- iv. The Standalone Institutions/ Institutions Deemed to be Universities/ Universities (Central, State Public or State Private) shall display in their Website as well as upload on AICTE portal the mandatory disclosure as specified in the Guidelines including the nomenclature of the Courses and Approved Intake, students admitted, their Fee structure, Time schedule for payment of Fee for the entire Course, Refund Policy, etc. in each Learner Support Centre including headquarter.

5.3.8. Grant of Approval

The Universities (Central, State Public or Private, Institutions Deemed to be Universities) or Standalone Institutions, may apply for offering programmes through the Open and Distance Learning mode and/ or Online mode, courses in the field of Management and allied areas, Computer Applications, Artificial Intelligence and Data Science, Logistics and Travel & Tourism who fulfil the following conditions, namely:

Universities (Central, State Public or Private)/ Institutions Deemed to be University having a rank in Top-200 in the University category of National Institutional Ranking Framework (NIRF), at least twice in three preceding cycles (at the time of application).

OR

The Universities (Central, State Public or Private, Institutions Deemed to be Universities), which are in existence for minimum five years with at least two batches passed out and having NAAC score of 3.01 on a scale of 4.0; subject to the condition that they shall achieve a NAAC score of 3.26 or above in the forthcoming applicable cycle.

Standalone Institutions having a NBA Score of 700 on a scale of 1000;

OR

Shall be in the top-200 in the institution category in the National Institutional Ranking Framework at least once in last 2 preceding cycles as per UGC/AICTE Gazette notification (at the time of application)

5.3.9. TER Charges

Technical Education Regulatory (TER) Charges Rs. in Lakh for Standalone Institutions/ institutions Deemed to be Universities offering a Courses at Diploma/ Post Diploma Certificate/ Post Graduate Diploma/ Post Graduate Degree Level in Open and Distance Education Learning are given below:

Table 5.5 TER Charges for ODL/OL Courses

Sl.No.	Standalone Institutions/ Institution Deemed to be University/University	TER Charges for ODL Rs. in Lakh	TER Charges for OL Rs. in Lakh
i	New application for the conduct of Open and Distance Learning Courses from Standalone Institution/ Institution Deemed to be University (Headquarters and upto 2 Learner Support Centres for the total Intake upto 5000)	10.00	10.00
ii	New application by the existing AICTE approved Institution running either ODL or OL Courses	1.25	1.25
iii	Each additional Learner Support Centre (Intake upto 1000)	3.50	Not Applicable
iv	Extension of Approval (Intake upto 1000)	2.00	2.00
v	Introduction of New Course /Increase in approve Intake in the courses (for every 1000 Seats in learner support centre) or headquarters.	2.50	2.50
	All Applications under (i) whose applications for Rejected unissued final LoR in the preceding Year	2.50	2.50
v	Closure of Course(s)/ Reduction in Intake/ Change in the Name of the Course(s)	0.25 for each Learner Support Centre/Headquarters	0.25

NOTE: 10% increase in TER Charges annually. TER Charges mentioned in above table or applicable for all Universities (including State/UT Public Universities)

- In an extraordinary circumstance, if an additional Scrutiny Committee has to be conducted (inclusive of the Court directions to any type of Institutions), then the Applicant has to remit Rs.1.0 Lakh through online as an additional TER Charges. In similar cases for the conduct of additional Expert Visit Committee, the Applicant has to remit Rs.2.0 Lakh and for Standing Hearing/ Appellate committee the applicant has to remit Rs 1.0 Lakh

- ii. The TER Charges shall be paid through AICTE payment gateway on AICTE Web-Portal within the deadline failing which, the application shall not be considered. Only those applications submitted within the cut-off date, including payment shall be considered for processing.
- iii. In case of eligible refund/ excess payment, if any, after processing, the amount shall be refunded to the Applicant.
- iv. Applications rejected at the Level of Scrutiny/ Re-Scrutiny without availing the appeal provision, the TER Charges after a deduction of Rs. 60000/- (Rupees Sixty Thousand only) shall be refunded to the Applicant/ Institution.

5.3.10. Approval Procedure

- i. For the detailed procedure with respect to the Scrutiny/Expert Visit Committee and Standing Hearing/appellate Committee, the applicant shall refer to **Clause 1.8 & 1.9** of this Approval Process Handbook.
- ii. The Standalone Institution/ Institution Deemed to be University/State /Central/State Private University shall submit an application to the Council every year for the Extension of Approval of the Courses.
- iii. The Institutions may apply for non-zero reduction in Intake by themselves in AICTE Web- Portal and maintain the norms accordingly (No TER Charges shall be levied).
- iv. The Institutions shall apply for increase in Approved Intake in the Courses Introduction of new Course(s) upto the maximum number of Learners permitted at any Learner Support Centre by themselves in AICTE Web-Portal and maintain the norms accordingly (No TER Charges shall be levied).
- v. The application for establishment of Headquarters/ Learner Support Centres shall be processed as per **Clause 1.8** (Scrutiny/ Re-Scrutiny Committee) followed by an Expert Visit Committee as per **Clause 1.9** of the Approval Process Handbook. The date of visit shall be communicated through e-mail. The Council shall not grant approval to Learner Support Centre(s) without the approval for Headquarters. The Institutions already approved by Distance Education Council (DEC) and UGC till 2023-24 shall have to comply AICTE requirements and an Affidavit for the same shall have to be submitted to AICTE.

5.3.11. Others

- i. Any Institution/University propose to start a new Course whose nomenclature is not available as mentioned in **Annexure-11** of this Approval Process Handbook, prior concurrence, as the case may be, by the Council for the same shall be necessary. For such concurrence, the Institution with due endorsement by the Registrar/ Director of affiliating University/ Technical Institution shall submit detailed Syllabus and Curriculum and its nomenclature to the Policy and Academic Planning Bureau, AICTE before 30th November of the Calendar Year, to process the same in the respective Board.
- ii. All the Institutions/Universities shall strictly adhere to the Norms and Requirement mentioned in **Chapter-VI**.
- iii. All the Institutions/Universities shall strictly adhere to the Norms for duration, entry level qualifications and statutory reservations of Technical Programmes/Courses as applicable for admission and other Academic purpose.
- iv. Penal action against violation/ non-adherence of norms /standards as specified by the council shall be referred vide **Clause 8.3** of this Approval Process Handbook.

कारणाभावात् कार्याभावः ।

न तु कार्याभावात् कारणाभावः ।

There is no effect possible without a cause. But the absence of effect does not mean the absence of cause.

CHAPTER-VI

STANDARD NORMS AND REQUIREMENTS

Section A: Standard Norms to be followed by AICTE approved Institutes

The below mentioned standard norms are mandatorily to be followed by all the AICTE approved Institutions:

- 6.1 All the Documents submitted along with the online Applications for Starting a New Technical Institution under Chapter shall be as per the Annexure-1 of the Approval Process Handbook.
- 6.2 All the Documents submitted along with the online Applications for obtaining Extension of Approval for existing Institution under Chapter II/ III shall be as per the provisions mentioned in Annexure-2 of the Approval Process Handbook.
- 6.3 The Technical Institutions offering Technical Programs / Courses shall follow "Academic Calendar" as notified by the Council from time to time.
- 6.4 The Duration and Entry Level Qualifications for the Technical Programmes such as Diploma/ Post Diploma Certificate/ Undergraduate Degree/ Post Graduate Diploma/ Post Graduate Degree Levels has been provided in the Annexure- 8 of the Approval Process Handbook.

Note: Any Foreign National who has obtained School Leaving Certificate/ Diploma/ Degree from a Foreign Institution shall produce an Equivalency Certificate issued by the Association of Indian Universities or other appropriate recognized agencies for admission to an Institution/ University in India.

- 6.5 In order to facilitate employed/ working professionals, Council has made a special provision by providing flexibility in timing to conduct theory and practical classes (even beyond office hours) so has to upgrade their skills and knowledge. This will be treated as regular mode and NOT as an evening program/ part-time. Institutes shall follow the guidelines notified by AICTE from time to time, Working professionals with ITI (or equivalent)/Diploma/UG qualifications enrolled in regular Diploma/UG/ PG Programmes respectively shall be allowed to do the theory and practical in flexible timing to enrich their skills and knowledge.
- 6.6 The concerned State Government/ UT Admission Authority shall decide modalities for the admission.
- 6.7 The list of approved courses nomenclature at Diploma/ Post Diploma Certificate/ Undergraduate Degree/ Post Graduate Diploma/ Post Graduate Degree Programmes in Engineering and Technology/ Planning/Applied Arts and Crafts/Design/Hotel Management and Catering Technology/ Computer Application / Management have been provided in the Annexure- 11 of the Approval Process Handbook.
 - a. Any Institution proposes to start a new Course whose nomenclature is not available in Annexure-11 of the Approval Process Handbook, prior concurrence by the Council for the same shall be necessary. For such concurrence, the Institution with due endorsement by the Registrar/ Director of affiliating University/ Board/ Technical Institution shall submit detailed Syllabus and Curriculum and its nomenclature to the Policy and Academic Planning Bureau, AICTE before 30th November of the Calendar Year, to process the same in the respective year.
 - b. All branches of Engineering and Technology shall offer Elective Subjects in the Emerging/ Multidisciplinary/ Region Specific Areas as specified in Annexure-11 of the Approval Process Handbook.
 - i. Undergraduate Degree Subjects in Emerging / Multidisciplinary/ Region Specific Areas shall be allowed as specialization from the same department. The minimum additional Credits for such areas shall be in the range of 18-20 (including credit transferred from the SWAYAM platform) and the same shall be mentioned in the degree certificate, as specialization in that particular area. For example, doing extra credits for Cyber Security in Computer Science and Engineering shall earn B.E./B.Tech. (Hons.) Computer Science and Engineering with specialization in Cyber Security.

- ii. Minor specialization may be allowed in any Undergraduate Degree Courses where a student of another Department shall take the minimum additional Credits in the range of 18-20 and get a degree with a minor from another Department.
 - iii. AICTE approval is not required for offering Minor Degree/Hons. in any such area, however the criteria is "Minor Degree or Hons. will cumulatively require additional 18 to 20 credits in the specified area in addition to the credits essential for obtaining the Undergraduate Degree in Major Discipline (i.e. 160 credits)".
 - iv. The Institutions/ Universities shall adopt the following nomenclature while offering the Hons. in Emerging/ Multidisciplinary/ Region Specific Areas as mentioned in **Annexure-11**.
- 6.8 The "Maximum Intake Allowed" in a new Technical Institution offering Technical Programme(s) at Diploma/ Post Diploma Certificate/ Undergraduate Degree/ Post Graduate Diploma/ Post Graduate Degree Level shall be as per the **Table 1.3 (Chapter 1)** of the Approval Process Handbook.
- 6.9 The Council shall permit the Introduction/ Continuation of NRI/ OCI /FN/ Children of Indian Workers in the Gulf Countries seats ONLY in the Courses conducted in regular mode (not permitted in ODL/OL mode courses).
- 6.10 The Courses offered in the timings of Regular Shift and Flexible Timings shall be considered as Courses conducted on Regular /face to face Mode. The Institutions shall have to fulfill all facilities such as Infrastructure, Faculty and other requirements to offer the Courses in regular mode as per the norms specified in the Approval Process Handbook.
- 6.11 As per the UGC/AICTE regulation and AICTE (Credit Framework for online learning course through SWAYAM) Regulations, 2016 as amended from time to time, 40% of the courses may be offered in a particular Programme through SWAYAM/ MOOCs platform.
- 6.12 Institutes having less Enrolment/ Poor Academic Performance
- a. Institutions having less enrolment
 - i. Institutions having Course(s) in which admissions are less than 30% of the "Approved Intake" continuously for the preceding 5 years , and if in the following year, the admitted student strength does not exceed 50% of the "Approved Intake" in the course(s) by filling vacant seats through lateral entry, then the Council shall reduce the intake by 50%, in such Course(s) in the current Academic Year.
 - ii. In the Courses approved by the Council, if the Institution fails to admit the students/ not started the Course(s) due to Non-affiliation by the University/ Board or Non-Fulfilment of State Government/ UT requirements in the year of establishment, the same shall be informed to the Council, else ALL the Courses shall be considered for implementing the above Clause.
 - iii. The Institution falling under this category need not apply for restoration in the next Academic Year and the Intake shall be automatically reinstated by the Council, if the enrolment becomes more than 30% based on the student enrolment data provided by the Institution. Also, such Institutions shall be eligible to apply for other categories listed under **Chapter II/ III** of the Approval Process Handbook.
 - b. Institutions having poor academic performance: Institutes having poor academic performance in University/Board examinations, a joint decision of respective affiliating University/Board along with AICTE shall be taken. The Institute with poor academic performance shall be given a warning to improve the academic performance of the students within 2 years.
- 6.13 Admission to Lateral Entry to Second Year Course(s)
- a. Lateral Entry to Second Year Diploma/ Undergraduate Degree Course(s) as applicable in **Annexure-8** shall be permissible up to a maximum of 10% of the "Approved Intake" which shall be over and above, (supernumerary) of the "Approved Intake", plus the unfilled vacancies of the First year as specified in the Approval Process Handbook.

- b. Any Foreign National /NRI obtained Diploma in a Foreign Institution (having an equivalency Certificate issued by the Association of Indian Universities) or Diploma in an Indian Institution shall also be eligible for Lateral Entry into the Second Year Undergraduate Degree Course. The Institutions having approval for the supernumerary seats in such Course(s) as per **Clause 2.9** of the Approval Process Handbook are ONLY eligible to admit the Foreign Nationals as per the norms, else the Institution shall apply for the same on AICTE Web Portal. However, the total Foreign Nationals admitted under supernumerary seats and the Lateral Entry shall not exceed the 15% of the "Approved Intake" in an Academic year.
- c. The Institution applied for Closure (if the same is under process/ approved for Progressive Closure) are eligible for admission of candidates under Lateral Entry in the current Academic Year.
- d. The Institutions under "No Admission" category are not eligible for admission to the Lateral Entry in the current Academic Year,
- e. Institutions applied for the Conversion of Degree Level into Diploma Level and vice-versa/ Conversion of Women's Institution to Co-ed Institution and vice-versa and approved for the conversion are eligible for admission to the Lateral Entry as per the approval of the previous Academic Year.
- f. Vacant seats arising out of the students withdrawing the admission in the First Year shall also be considered for Lateral Entry.

6.14 The Technical Institutions shall follow Norms for Faculty requirements and Cadre ratio in Diploma/ Under Graduate/ Post Graduate Level as provided in the Annexure-5 of the Approval Process Handbook.

- a. The Institutions shall ensure the timely and complete payment of the salary of Faculty by Electronic Clearing Service through Nationalized Banks. Expert Visit Committee shall ensure the Faculty availability by their annual salary paid statements in addition to their physical presence.
- b. The Institution should not demand for the Original Degree Certificates (except for verification) from the Faculty members at the time of joining the Institution. The Faculty members shall avoid the practice of leaving an Institution in the middle of the semester without completing the Courses assigned to them in the Semester.
- c. The Institutions shall ensure that necessary addition/deletion of faculty ID (Details in case of new faculty who have not worked in any other AICTE approved institutions so far) on AICTE web portal within the same month from the date of Joining/Leaving.
- d. Adjunct Faculty/ Industry expert / Professor of Practice shall be appointed as per guidelines given in **Annexure 5**. However, courses requiring more practical exposure are permissible (maximum) to the extent as mentioned below:
 - i. For Design Courses, services of Adjunct Faculty / Industry Experts Professor of Practice can be utilized up to 20%
 - ii. For Planning Courses, services of Adjunct Faculty / Industry Experts Professor of Practice can be utilized upto 30%
 - iii. In all other Programmes, Institutions may avail the services of 'Adjunct Faculty' OR 'Professor of Practice (with rich Industry experience)' up to 15% of the required faculty strength, however number of 'Professor of Practice' shall not be less than 10%. Guidelines issued by UGC shall be followed strictly in the appointment of Professor of Practice. On the similar lines of Professor of Practice, Institutions may avail the services of Industry experts having 5 years & 8 years experience in emerging / multidisciplinary area as Assistant Professor of Practice & Associate Professor of Practice respectively for teaching emerging /multidisciplinary area courses within the maximum permissible limit of 15% as mentioned above (Adjunct Faculty+Professor of Practice Assistant Professor of Practice & Associate Professor of Practice = 15%. of total faculty required as per SFR).

NOTE: Guidelines issued by AICTE shall be followed strictly in the appointment of Assistant Professor of Practice & Associate Professor of Practice.

- e. In order to offer Quality Technical Education, all the institutions need to have Regular faculty for all the programs / courses by fulfilling Faculty student's ratio & Cadre ratio as prescribed by AICTE from time to time. However, the Institutions may avail the services of contractual faculty under extraordinary circumstances (Court Cases etc.) ONLY for a short period.
- f. For every Post Graduate Course, there should be at least one Professor with Ph.D. qualification. If a Professor is not available, at least one Associate professor with Ph.D. qualification should be available.
- g. Faculty requirement for a Course may comprise of Faculty of Science and Humanities and other interdisciplinary specialization depending on the University Curriculum.
- h. Number of Technical and Non-Teaching Staff depends on the Institution/ University/ concerned Government norms.
- i. Aadhaar/ PAN seeding has to be provided for the Faculty wherever applicable as per the Norms.
- j. The Technical Institutions shall introduce Biometric attendance for regular Faculty members.
- k. Each Institution shall have appropriate Grievance Redressal mechanism/ Internal Committee (IC)/ Equal Opportunity Facilitation Cell (EOFC) to address the issues of the Faculty/Staff & Students.

6.15 The Technical Institutions shall follow Faculty Cadre and Qualifications as per:

- a. All India Council for Technical Education Regulations on Pay Scales, Service Conditions and Minimum Qualifications for the Appointment of Teachers and Other Academic Staff such as Library, Physical Education and Training & Placement Personnel in Technical Institutions and Measures for the maintenance of Standards in Technical Education - (Degree) / (Diploma) Regulation, 2019 and subsequent amendments/ new Regulations issued by AICTE from time to time.
- b. All India Council for Technical Education notification on Redressal of Grievance of Faculty/ Staff Member Regulations, 2021 vide F.No. 1-103/AICTE/PGRC/Regulation/2021 dated 25.03.2021 all Pay Scales related issues of the Faculty shall be suitably addressed by the concerned University or State DTE.

- 6.16 Regular Faculty with prior permission from the respective employer may pursue any course under the level (Diploma / UG / PG / PhD etc.) in regular mode outside the Office hours without availing full time deputation/ leave and such acquired qualification will be considered as valid for the purpose of employment / promotion / higher studies.

NOTE: During recruitment of faculty, the institution shall have freedom to decide on the suitability of specialization (Emerging Area /Multidisciplinary Area Courses) for the particular course, Institution may refer to **Annexure-13** for guidance.

6.17 The Technical Institutions shall follow Norms for Built-up requirements as provided in **Annexure-3 of the Approval Process Handbook.**

- a. Land required shall be with clear title in the name of the trust / society / company or on a long term lease for a minimum period of 30 years. The Live Lease has to be at least equal to Maximum duration of the program / course at the time of submission of application.
- b. Documents showing ownership of Land/ Building as per the provisions of **Section 8 of The Transfer of Property Act, 1882** or any other Law for the time being in force relating to transfer of property to or by Companies, Associations or bodies of individuals, in the name of the Applicant in the form of Registered Settlement Deed/ Registered Sale Deed/ Irrevocable Gift Deed (Registered)/ Irrevocable Government/ Private Lease Deed (Registered) for a period of minimum 30 years.
- c. It shall be open for the Promoter Trust/ Society/ Company of the proposed Institution to mortgage the Land with the prior intimation to AICTE after the issue of the Letter of Approval (LoA), only for raising the resources for the purpose of development of the Technical Institution situated on that Land for improving the employability of students.

- d. Plot(s) of Land under consideration shall be contiguous and shall have no obstacles such as river, canals, rail tracks, highways, high tension lines or any such entity hampering continuity of Land. In case, if the obstacles come later, connectivity shall be ensured and proper Safety Certificate should be produced from Competent Authority.
 - e. The Land Use/Conversion/Classification Certificate shall be obtained from the Competent Authority as designated by the concerned State Government/ UT.
 - f. The Building has to be constructed as per the approved Building plan. In case of any modifications done in an existing Building, stability of the entire construction needs to be checked and also the Building Plan needs to be re-validated, in case of major changes.
 - g. Occupancy Certificate/ Completion Certificate/ Building License/ Form D (as applicable) shall be obtained from the Competent Authority (as per standard format prescribed by the issuing Authority). For Government Buildings, the Government Building Act, 1899 is applicable.
 - h. After the expiry of a period of thirty years from the issue of Completion Certificate, a Structural Stability Certificate from the registered Structural Engineer for the purpose of certifying that the Building is safe for human habitation shall be produced. Structural Stability Certificate is valid for a period of FIVE years from the date of issue.
 - i. A valid Fire Safety Certificate shall be obtained from the Competent Authority.
 - j. State wise Competent Authorities for issuing the Certificates pertaining to the Land/ Building including Occupancy Certificate as given in **Annexure-14** of the Approval Process Handbook.
- 6.18 Total Built-Up area under each sub-category such as Instructional area, Administrative area, Amenities area and Circulation area for each Program shall be fulfilled. Built-Up area in excess of the total Built-up area required to run the Program(s) and Course(s) for the entire duration shall be utilized for the student developmental activities such as Hostel, Research Park, Student Clubs and Incubator/ Accelerator.
- 6.19 The Technical Institutions shall follow Norms for Books, Library facilities, Computer, Software, Internet, Printers and Laboratory Equipment as provided in the **Annexure-4** of the Approval Process Handbook.
- 6.20 Induction training for 3 weeks and 2 weeks is mandatory for First Year UG and Diploma students respectively as per AICTE Student Induction Policy.
- 6.21 Model Structure of the Curricula/ Syllabus for different Course(s) are proposed by the Council and available in AICTE Web-Portal shall be used as a guideline and Institutions/ Universities may adopt the same with suitable changes.
- 6.22 The Technical Institutions shall initiate MoUs with the Industries for the internships of the students and report the outcomes of the same on their website. The industry with whom MoU is signed shall be a registered industry having valid GST Number.
- 6.23 The PGDM Institutions shall follow Norms for PGDM Programmes as provided in the **Annexure-6** of Approval Process Handbook.
- 6.24 The Technical Institutions shall follow Subscription of Journals as provided in the **Annexure-4** of Approval Process Handbook.
- 6.25 Format for Detailed Project Report (DPR) for the establishment of a new Technical Institution is provided in the **Annexure- 3** of the Approval Process Handbook.
- 6.26 Contact details of AICTE are given at AICTE website www.aicte-india.org. The technical / process related queries or grievances may be sent through CSS portal <https://css.aicte-india.org/login>.

- 6.27 Recommended Composition of Board of Governors (BoG)/ Board of Management (BoM) in the Technical Institutions is given in the **Annexure-17** of the Approval Process Handbook. Institutions Deemed to be Universities shall fulfill the composition of Board of Governors/ Board of Management (BoM) as specified by the AICTE and UGC.
- 6.28 The Technical Institutions may conduct the Fellow Programme in Management as specified in the **Annexure-15** of the Approval Process Handbook.
- 6.29 Starting other academic Course(s)/ Institutions (Technical/ Non-Technical) in the excess Built-up area, arising out of the Courses approved for Closure, not started, etc., is permissible. However, the Applicant has to make Material/ Non-Material amendment of the Building Plan, Site Plan, etc. approved by the concerned Competent Authority to suit the requirements of the new Programme.
- 6.30 The Institutions may also conduct any academic Course(s) of other Regulatory Bodies using existing facilities, or by creating additional facilities as per the provisions laid down in the norms and standards of the respective Regulatory Bodies without affecting the quality of education prescribed by both Regulatory Bodies after taking NOC from the Council. In such cases, a Scrutiny Re-scrutiny Committee shall be conducted for the issue of NOC on receipt of Rs. 0.60 Lakh through online TER Charges by the Applicant. The Promoter has to provide an **Affidavit-12** that the Institution(s) approved by AICTE in the Campus has/ have all the facilities such as Infrastructure, hostel (if applicable), Faculty, etc. for meeting ALL the Courses, in addition to the proposed academic Course(s).
- 6.31 Ample space shall be made available for a playground in an Institution. Institutions shall provide owned/ hired facilities for indoor and outdoor sports for the students either in the Campus or through arrangements with other adjacent Institutions, Corporation grounds, private facilities, etc.
- 6.32 Mandatory disclosures as given in the Annexure-18 shall be displayed on the website of each Technical Institution.
- 6.33 The Institutions shall adopt the minimum standards and qualifications as specified in the Approval Process Hand book for faculty. However, Institutions Deemed to be Universities/ Institutions having Accreditation/ Autonomy status shall have higher than the minimum standard and qualifications specified.
- Norms for Grant of Autonomy to Polytechnic Colleges is available on AICTE website.
- 6.34 The Institutions shall adopt the Fee fixed by the concerned State Fee Regulatory authority. Institutions Deemed to be Universities shall comply with the UGC norms for Fee in Professional Education.
- 6.35 The Institutions shall not directly or indirectly, demand or charge or accept, Capitation Fee or demand any donation, by way of consideration for admission to any seat in any Course.
- 6.36 AICTE does not recognize the Program(s)/Course(s) in Technical Education offered through ODL/ Online mode except in Management, Computer Applications, Artificial Intelligence, Data Science, Logistics, Cyber Security, Block chain and Travel & Tourism with the explicit approval of AICTE
- 6.37 The State Government/ UT/ Directorate of Technical Education/ Directorate of Medical Education shall ensure that 10% of reservation for Economically Weaker Section (EWS) as per the reservation policy for admission, operational from the Academic year 2019-20 without affecting the reservation percentages of SC/ ST/ OBC/ General. However, this would not be applicable in the case of Minority Institutions referred to the **Clause (1) of Article 30 of Constitution of India**. Further, the implementation of 10% EWS reservation in the private unaided-Institutions may be considered based on the relevant policies of the respective state governments. The intake in these institutions shall be 1.25 times of the existing intake of respective categories in these institutions.
- NOTE:** EWS vacant seats shall be considered for the Lateral Entry to Second Year Course(s) with the same reservation policy for admission.
- 6.38 Supernumerary Seats in AICTE Approved Institutions as per MoE Guidelines.

- a. Supernumerary seats (25 Nos.) are granted by the Council, for the Institutions falling under the Centrally Supported Scheme of "Upgrading existing Polytechnics to integrate Persons with Disability (PWD) in the mainstream of Technical and Vocational Education".
- b. Concession for the wards of Kashmiri Migrants and Kashmiri Pandit / Kashmiri Hindu Families (Non- Migrants) living in Kashmir valley for admission in Higher Educational Institutions (as per MoE directives: F.No. 3-4/2017-NER, Dated: 15th October, 2019). This is in addition to PM-USPY supernumerary seats. They are not eligible for scholarship
- 6.39 All the AICTE Approved Institutions /Universities shall mandatorily upload **Affidavit 2** as specified in the Approval Process Handbook on the AICTE Web-Portal in an e-stamp paper with digital signature of the authorized signatories.
- 6.40 In case of any litigation pertaining to the penal action initiated by the Council for an Institution, for the contravention of any of the relevant Regulations, such Institution shall have to apply as per **Clause 7.11** (as applicable) on AICTE Web-Portal, in the absence of any specific court order to the contrary.
- 6.41 The **Clause 1.5.4** of the Approval Process Handbook does not permit Self-financing Institutions to use 'Indian', 'National', etc. in the Name of the Institution. The Institutions which were already given approval with those words shall change/ drop the word from the Name of the Institution, as the Stakeholders may misinterpret them to be Government/ Government Aided Institutions. If any Institution (other than Government/ Government Aided) continues to use 'Indian', 'National', etc. in the Name of the Institution, the Council shall remove such words while issuing EoA.
- 6.42 **Tuition Fee Waiver (TFW) Scheme**
- a. This scheme shall be applicable to all approved Technical Institutions offering Diploma, Post Diploma, Under Graduate Programme(s) in Engineering and Technology, Computer Applications, Planning, Applied Arts and Crafts, Design Management Programme(s) and Lateral Entry provisions of these Programme(s).
- b. The scheme shall be mandatory for all Institutions approved by the Council.
- c. Requirements and Eligibility
- i Student's parents annual income from all sources does not exceed Rs. 8.00 Lakh.
 - ii The Waiver is limited to the Tuition Fee as approved by the State Level Fee Committee for Self Financing Institutions and by the Government for the Government/ Government aided Institutions. All other Fees except Tuition Fee shall have to be paid by the beneficiary.
- d. Admission Procedure
- i Under this Scheme, up to a maximum of 5% of "Approved Intake" per Course shall be available for this admission. These seats shall be supernumerary in nature. These supernumerary seats shall be available only to such Course(s) in an Institution, where a minimum of 50% of "Approved Intake" are filled up in the last Academic year.
 - ii The Competent Authority to effect this admission is the State Government/ UT or its designated authority.
 - iii In the event of non-availability of students in this category, the same shall not be given to any other category of candidates.
 - iv The State Admission Authority shall invite applications under this category; make a separate merit list for this category and effect admission on the basis of the merit list so generated.
 - v The Institutions shall publish all the details of this scheme in their Brochure and Web site.

- vi Competent Authority for admission shall submit a separate list of the students admitted under this category to the Institution to which they are admitted for compliance.
- vii A letter in this respect shall be issued by the Competent Authority for admission to each beneficiary student admitted under this scheme and he/ she shall not be allowed to change the Institution/ Course under any circumstances.
- viii The Institutions shall also display information regarding admitted candidates on their Web site for information to the students and other stakeholders.

6.43 Supernumerary seats for the Union Territories J&K and Ladakh under Pradhan Mantri Uchchatar Shiksha Protsahan Yojana (PM-USPY)

- a. This scheme shall be applicable to selected approved Technical Institutions having NIRF ranking and offering Bachelor Programme(s). Diploma holders in Engineering are eligible for Lateral Entry under the provisions of these Programme(s).
- b. 2 seats per Course shall be available for these admission with the maximum of 10 seats per Institution. These seats shall be supernumerary in nature and shall be available to such Course(s) in an Institution.
- c. The scheme shall be mandatory for all Institutions approved by the Council subject to the changes suggested by the Inter-Ministerial Committee of MoE from time to time.
- d. Requirements and Eligibility
 - i All students of J&K and Ladakh are eligible for seats under this scheme.
 - ii The student passed Higher Secondary Examination (12th Std.) from the schools located in J&K and Ladakh.
 - iii Student's parents annual income from all sources does not exceed Rs. 8.00 Lakh.
- e. Admission Procedure
 - i AICTE shall invite applications under this category, make a separate merit list for this category and effect admission based on the merit list as generated through Counselling or otherwise as decided from time to time.
 - ii In the event of non-availability of students in this category, the same shall not be given to any other category of Applicants.
 - iii A letter in this respect shall be issued by the Competent Authority for admission to each beneficiary student admitted under this scheme and he/ she shall not be allowed to change the Institution/ Course under any circumstances without permission from AICTE.

6.44 Supernumerary seats for Gifted Children's

- a. This scheme shall be applicable to AICTE approved Technical Institutions offering Bachelor Programme(s) in Technical Courses.
- b. Two (2) seats per College/Institute shall be available for these admission. These seats shall be supernumerary in nature.

c. Requirements and Eligibility

Students meeting eligibility criteria as defined in the scheme guideline document available on AICTE website: <https://www.aicte-india.org/> (Gifted Child Scheme under announcement) are eligible for seats under this scheme.

d. Admission Procedure

Admission Procedure for Gifted Children shall be as per **Clause 6.43 (e)**.

6.45 Fee Refund Policy

In the event of a student withdrawing before the start of the Course, the entire Fee collected from the student, after a deduction of the processing Fee of not more than Rs.1000/- (Rupees One Thousand only) shall be refunded by the Institution. It would not be permissible for Institutions to retain the School/ Institution Leaving Certificates in original.

In case, if a student leaves after joining the Course and if the vacated seat is consequently filled by another student by the last date of admission, the Institution must refund the Fee collected after a deduction of the processing Fee of not more than Rs.1000/- (Rupees One Thousand only) and proportionate deductions of monthly Fee and hostel rent, where applicable.

The last date for withdrawal of PGDM admission for the purpose of refund of fee shall be as per the last date mentioned in the Academic Calendar.

In case the vacated seat is not filled, the Institution should refund the Security Deposit and return the original documents.

The Institution should not demand Fee for the subsequent years from the students cancelling their admission at any point of time. Fee refund along with the return of Certificates should be completed within 7 days.

6.46 Release of Security Deposit

a. Procedure

The Trust/ Society/ Company shall upload/ submit the following documents on AICTE Web- Portal for the release of the FDR/ RTGS.

- i. Application/ request letter of the Institution for FDR/ RTGS release.
 - ii. Affidavit 6 with details of the Institution and Name of the Trust/ Society/ Company, FDR/ RTGS details (as per the standard format)
 - iii. Copy of FDR to be released, in a corpus fund made by RPGF, copy(s) of the Demand Draft (if any) submitted to AICTE for creation of RPGF/ Online payment proof for Security Deposit.
 - iv. Copy of LoA /EoA (Latest).
- b. Clearance from Public Grievance Redressal Cell (PGRC), Vigilance Cell and Other Cells/Bureaus (Grants released to the Institutions) of AICTE are required for the release of the FDR.
 - c. In case of FDR/ RPGF, upon clearance from all the above, NOC shall be issued to the Institution by the Approval Bureau at AICTE.
 - d. In case of RTGS, the sanction order shall be issued by the Council.
 - e. If an Institution has any financial embezzlement with Government Bodies/ Banks, then Security Deposit shall not be released till the NOC from such body is received.
 - f. In case an Institution/ Trust/ Society/ Company violates the Security Deposit related norms, the Council shall initiate appropriate penal action.

- g. For the Institutions approved by AICTE and later converted into a Private University/Institution Deemed to be University by appropriate State/ Central Act, the release of Security Deposit shall be subject to no pending Complaints or Disciplinary Proceedings against such Institutions in addition to the submission of the above documents.
- h. For the Institutions approved for Progressive Closure (Institutional/Program specific), Security Deposit (as applicable) shall be released upon the request from the Trust/ Society/ Company, subject to the submission of a Certificate from the affiliating University/Board stating that no students are studying in the Institution. Such a Certificate is not needed, if the Security Deposit is already matured.
- i. In case of grant of approval to the merger of Institutions, Security Deposit of the Child Institution(s) shall be released upon the request from the Trust/ Society/ Company, subject to the submission of a Certificate from the affiliating University/Board stating that no students are studying in the Institution.

SECTION B: ESSENTIAL AND DESIRABLE REQUIREMENTS FOR TECHNICAL INSTITUTIONS

The Technical Institutions shall follow the below mentioned Essential and Desirable requirements:

Essential Requirements for Technical Institution

- 6.47 Establishment of Anti Ragging Committee (As per All India Council for Technical Education notified Regulation for prevention and prohibition of ragging in AICTE approved Technical Institutions vide No. 37-3/ Legal/ AICTE/ 2009 dated 01.07.2009) and UGC Regulation issued in this regard.*
 - a. Structure of Anti Ragging Committee: Every Institution/ University including Institution Deemed to be University imparting Technical Education shall constitute a Committee to be known as the Anti-Ragging Committee to be nominated and headed by the Head of the Institution, and consisting of representatives of Civil and Police Administration, Local Media, Non-Government Organizations involved in youth activities, representatives of Faculty members, representatives of parents, representatives of students belonging to the freshers' category as well as senior students, non-teaching staff and shall have a diverse mix of membership in term of Level as well as gender.
 - b. Prevention and Prohibition of Ragging: In view of the directions of the Honorable Supreme Court in SLP No. 24295 of 2006 dated 16-05-2007 and in Civil Appeal number 887 of 2009, dated 08-05-2009, to prohibit, prevent and eliminate the scourge of ragging, in exercise of the powers conferred under Section 23 read with Section 10 (b), (g), (p) and (g) of AICTE Act, 1987, the All India Council for Technical Education has notified Regulations for prevention and prohibition of ragging in AICTE approved Technical Institutions vide No. 37-3/ Legal/ AICTE/ 2009 dated 01.07.2009 available on AICTE Web-Portal [http:// www.aicte-india.org/ anti.htm](http://www.aicte-india.org/anti.htm)>download. All AICTE approved Technical Institutions have to comply with the provisions made in the above Regulations. Any violation of above AICTE Regulations for the prevention and prohibition of ragging, shall call for punitive action against erring Institutions as per the provisions made in the above said Regulations.

The Institutions shall have to step up Anti-Ragging mechanism by way of adequate publicity through various mediums:

- i. Constitution of Anti-Ragging Committee and Anti Ragging Squad;
- ii. Setting up of Anti-Ragging Cell;
- iii. Installing of CCTV cameras at vital points;
- iv. Anti-Ragging Workshops;
- v. Updating all Web sites with Nodal Officers complete details, alarm bells etc.;
- vi. Regular interaction and counselling with the students;
- vii. Identification of trouble-triggers;



- viii Mention of Anti-Ragging warning in the Institution's prospectus and information Booklets/ Brochures shall be ensured; and
 - ix Surprise inspection of hostels, student accommodation, canteens, rest cum recreational rooms, toilets, bus-stands and any other measures which would augur well in preventing/ quelling ragging and any uncalled-for behavior / incident shall be undertaken.
- c. Students in distress due to ragging related incidents can call the National Anti-Ragging Helpline No. 1800-180- 5522 (24x7 Toll Free) or e-mail: helpline@antiragging.in.
 - d. The Institution approved by AICTE may be requested to hold Workshops and Seminars on eradication of ragging in higher Educational Institutions. They may be requested to display Anti Ragging posters at all prominent places such as Admission Centre, Departments, Library, Canteen, Hostel, Common facilities etc. The size of posters should be 8'x6'.
 - e. The Institution may be requested to submit an online compliance of Anti-Ragging Regulations on curbing the menace of ragging in the Technical Institutions, 2009 at www.antiragging.in.
 - f. Institutions may be requested to make it compulsory for each student and every parent to submit an online undertaking every academic year at www.antiragging.in and www.amanmovement.org.
 - g. Further, the attention of all the Institutions may also be invited to the Third amendment to UGC Regulations dated 29th June, 2016 expanding the definition of ragging by including the following:

"3 (i) Any act of physical or mental abuse (including bullying and exclusion) targeted at another student (fresher or otherwise) on the ground of color, race, religion, caste, ethnicity, gender (including transgender), sexual orientation, appearance, nationality, regional origins, linguistic, identity, place of birth, place of residence or economic background".

- 6.48 Establishment of Internal Committee (IC) (As per Section 4 All India Council for Technical Education (Gender Sensitization, Prevention and Prohibition of Sexual Harassment of Women Employees and Students and Redressal of Grievances in Technical Institutions) Regulations, 2016 vide No. FAICTE/ WH/2016/01 dated 10th June, 2016 *
- a. Every Technical Institution shall Publicly notify the provisions against sexual harassment and ensure their wide- dissemination.
 - b. Mention about the penalty and consequences of sexual harassment on Institution's Website, prospectus and display prominently and make all sections of the institutional community aware of the information on the mechanism put in place for Redressal of complaints pertaining to sexual harassment, contact details of members of Internal Complaints Committee, complaints procedure and so on.
 - c. Organise Training Programmes or as the case may be, workshops for the officers, functionaries, faculty and students, to sensitize them and ensure knowledge and awareness of the rights, entitlements and responsibilities enshrined in the Act and under these regulations.
 - d. Organise regular orientation or training Programs for the members of the IC to deal with complaints, steer the process of settlement or conciliation, etc., with sensitivity.
 - e. Act decisively against all gender based violence perpetrated against employees and students of all sexes recognising that primarily women employees and students and some male students and students of the third gender are vulnerable to many forms of sexual harassment and humiliation and exploitation.
 - f. Every Technical Institution shall constitute an Internal Committee (IC) with an inbuilt mechanism for gender sensitization against sexual harassment. The IC shall have the following composition:
 - i. A Presiding Officer who shall be a woman Faculty member employed at a senior Level (not below a Professor in case of a University, and not below an Associate Professor in case of an Institution) at the Educational Institution, nominated by the Executive Authority.

- ii. Two Faculty members and two non-teaching employees, preferably committed to the cause of women or who have had experience in social work or have legal knowledge, nominated by the Executive Authority.
 - iii. Three students (comprising of at least one girl student) of Pre-Final/Final year at Undergraduate/ Diploma Level Institution, as the case may be One member from amongst Non-government Organisation or Associations committed to the cause of women or a person familiar with the issues relating to sexual harassment, nominated by the Executive Authority
 - iv. At least one-half of the total members of the IC shall be women.
 - v. Persons in senior positions such as Chairperson/ Secretary of the Society, Principal/ Director of the Institution, etc. shall not be the members of the ICs in order to ensure autonomy of their functioning.
 - vi. The term of office of the members of the IC shall be for a period of three years. Institutions may also employ a system whereby one-third of the members of the IC may change every year
- g. All Technical Institutions approved by AICTE shall upload the Annual Report containing the following details by 30th June of the Calendar Year:
- i. Number of complaints of sexual harassment received in the year
 - ii. Number of orientation or training Programmes carried out for the members of the IC to deal with complaints
 - iii. Number of complaints disposed of during the year
 - iv. Number of cases pending for more than 90 days
 - v. Number of workshops or awareness Programme carried out for the officers, functionaries, faculty and students to sensitize them against sexual harassment
 - vi. Nature of action taken by the Technical Institution against the perpetrator.

6.49 Establishment of Committee for SC/ ST (As per the Scheduled Castes and the Scheduled Tribes (Prevention of Atrocities) Act, 1989, No. 33 of 1989, dated 11.09.1989)*

- a. Committee shall consist of five members, out of which at least 2 members shall be SC/ST and one member shall be a woman.

6.50 Establishment of Online Grievance Redressal Mechanism as specified in the Approval Process Handbook* as well as the Grievance Redressal Committee in the Institution. Appointment of Om budsman by the University. (As per All India Council for Technical Education (Redressal of Grievance of Students) Regulation, 2019 vide F. No.1-101/PGRC/AICTE/Regulation/2019 dated 07.11.2019) *All India Council for Technical Education (Redressal of Grievance of Faculty/ Staff Member) Regulations, 2021 vide F.No.1- 103/ AICTE/PGRC/Regulation/2021dated 25.03.2021.

- a. Grievance Redressal Mechanism: In order to provide opportunities for redressal of certain grievances of students already enrolled in any institution, as well as for those seeking admission to such institutions, AICTE has notified All India Council for Technical Education (Redressal of Grievance of Students) Regulations, 2019 vide F. No. 1-101/PGRC/AICTE/ Regulation/2019 dated 07.11.2019 for establishment of grievance redressal mechanism for all AICTE approved Technical Institutions. Non-compliance of the above Regulations shall call for punitive action.
- b. Redressal Cell (GRC) for Faculty/Staff: Implementation of the above shall be in line with norms prescribed in All India Council for Technical Education (Redressal of Grievance of Students) Regulations, 2019 vide F. No. 1-101/PGRC/AICTE/Regulation/2019 dated 07.11.2019 available on AICTE website.

c. Student Grievance Redressal Committee (SGRC)

- i. A complaint from an aggrieved student relating to the institution shall be addressed to the Chairperson, Student Grievance Redressal Committee (SGRC).
- ii. Every AICTE approved institution shall constitute Student Grievance Redressal Committee (SGRC) with the following composition, namely:
- iii. Principal of the College- Chairperson;
- iv. Three senior members of the teaching faculty to be nominated by the Principal as Members and out of three one member shall be female and other from SC/ST/OBC category;
- v. A representative from among students of the College to be nominated by the Principal based on academic merit/excellence in sports/performance in co-curricular activities- Special Invitee.
- vi. The term of the members and the special invitee shall be of two years.
- vii. The quorum for the meeting including the Chairperson, but excluding the special invitee, shall be three.
- viii. In considering the grievances before it, the SGRC shall follow principles of natural justice.
- ix. The SGRC shall send its report with recommendations, if any, to the concerned institution and a copy thereof to the aggrieved student, within a period of 15 days from the date of receipt of the complaint.
- x. Any student aggrieved by the decision of the SGRC may prefer an appeal to the Ombudsperson, within a period of fifteen days from the date of receipt of such decision.

d. Appointment of OMBUDSMAN by the University

- i. Each affiliating University, Technical University, Private University, Deemed to be University shall appoint Ombudsperson for redressal of grievances of students under the UGC (Redress of Grievances of Students) Regulations, 2019.
- ii. There shall be one or more part-time functionaries designated as Ombudsperson to hear, and decide on, appeals preferred against the decisions of the SGRCs.
- iii. For institutions which are offering diploma level course(s) and are affiliated to the Board of Technical Education (BTE), the concerned Directorate of Technical Education (DTE) shall appoint an Ombudsperson for redressal of grievances of students.
- iv. For institutions which are not affiliated to any University and offering Diploma, Post Diploma, Post Graduate Certificate, Post Graduate Diploma Course(s) in Management, Computer Applications & Travel and Tourism, the Council shall appoint an Ombudsperson for redressal of grievances of students.
- v. The Ombudsperson shall be a Retired District Judge or a retired Vice Chancellor or Professor (who has worked as Dean/HOD and 10 years' experience as Professor at State/Central Universities/Institution of eminence).
- vi. The Ombudsperson shall not, at the time of appointment, during one year before appointment, or in the course of his tenure as Ombudsperson, be in a conflict of interest with the Institution where his/her personal relationship, professional affiliation or financial interest may compromise or reasonably appear to compromise, the independence of judgement toward the Institution.
- vii. The Ombudsperson shall be appointed for a period of three years or until he or she attains the age of 70 years, whichever is earlier, from the date of assuming office, and shall be eligible for reappointment for another one term for the same State or region, as the case may be.
- viii. For conducting the hearings, the Ombudsperson shall be paid a sitting fee, per diem, in accordance with the norms fixed by the Council, and shall, in addition, be eligible for reimbursement of the expenditure incurred on conveyance.

- ix. The State Government, in the case of an Ombudsperson of a State, and the Council (for Council appointed Ombudsperson), may remove the Ombudsperson from office, on charges of proven misconduct or misbehaviour as defined under these Regulations.
 - x. No order of removal of Ombudsperson shall be made except after an inquiry made in this regard by a person not below the rank of judge of the High Court in which a reasonable opportunity of being heard is given to the Ombudsperson.
 - xi. An institution shall furnish, prominently, on its website and in its prospectus, all relevant information in respect of the Students Grievance Redressal Committee(s) coming in its purview, and the Ombudsperson for the purpose of appeals.
- f. Functions of Ombudsperson:
- i. The Ombudsperson shall hear appeals from an aggrieved student(s), only after the student has availed all other remedies provided under these Regulations.
 - ii. While issues of malpractices in the conduct of examination or in the process of evaluation may be referred to the Ombudsperson, no appeal or application for revaluation or re-totalling of answer sheets from an examination, shall be entertained by the Ombudsperson unless specific irregularity materially affecting the outcome of specific instance of discrimination is indicated.
 - iii. The Ombudsperson may avail assistance of any person, as amicus curiae, for hearing complaints of alleged discrimination.
 - iv. The Ombudsperson shall make all efforts to resolve the grievances within a period of 30 days of receiving the appeal from the aggrieved student(s).
- g. Procedure for Redressal of Grievances by Ombudspersons and Student Grievance Redressal Committees:
- i. Each institution shall, within a period of three months from the date of issue of this notification, have an online portal where any aggrieved student may submit an application seeking redressal of grievance.
 - ii. On receipt of an online complaint, the institution shall refer the complaint to the appropriate Student Grievance Redressal Committee, along with its comments within 15 days of receipt of complaint on the online portal.
 - iii. The Student Grievance Redressal Committee, as the case may be, shall fix a date for hearing the complaint which shall be communicated to the institution and the aggrieved student.
 - iv. An aggrieved person may appear either in person or authorize a representative to present his/her case.
 - v. Grievances not resolved by the Student Grievance Redressal Committee shall be referred to the Ombudsperson, within the time period provided in these Regulations.
 - vi. Institutions shall extend co-operation to the Ombudsperson or the Student Grievance Redressal Committee, in early redressal of grievances; and failure to do so may be reported by the Ombudsperson to the Council, which shall take action in accordance with the provisions of these Regulations.
 - vii. The Ombudsperson shall, after giving reasonable opportunities of being heard to both parties, on the conclusion of proceedings, pass such order, with reasons therefore as may be deemed fit to redress the grievance and provide such relief as may be appropriate to the aggrieved student.
 - viii. The Institution, as well as the aggrieved student, shall be provided with copies of the order under the signature of the Ombudsperson, and the institution shall place it for general information on its website.
 - ix. The Institution shall comply with the recommendations of the Ombudsperson; and the Ombudsperson shall report to the Council any failure on the part of the institution to comply with the recommendations.

- x. The Ombudsperson may recommend appropriate action against the complainant, where a complaint is found to be false or frivolous.

h. Consequences of Non-Compliance:

The Council shall in respect of any Technical institution, which wilfully contravenes or repeatedly fails to comply with the recommendation of the Ombudsperson or the Student Grievance Redressal Committee, as the case may be, proceed to take one or more of the following actions, namely:

- i. Withdrawal of approval granted to the Technical Institution;
- ii. Withdrawal of declaration of fitness or entitlement to receive grants or financial assistance from the Council;
- iii. withholding any grant allocated to the Technical Institution;
- iv. Declaring the institution ineligible for consideration for any assistance under any of the general or special assistance programs of the Council;
- v. Informing the general public, including potential candidates for admission, through a notice displayed prominently in suitable media and posted on the website of Council, declaring that the institution does not possess the minimum standards for redressal of grievances;
- vi. Recommend to the affiliating University for withdrawal of affiliation, in case of a University affiliated institution or DTE affiliated institution;
- vii. Such other action may be deemed necessary and appropriate against an institution for non-compliance.
- viii. Provided that no action shall be taken by the Council under these Regulations, unless the institution has been given an opportunity to explain its position and an opportunity of being heard has been provided to it.

6.51 Establishment of Institution's Innovation Council (IIC)

- a. To create an enabling ecosystem for Innovation and Entrepreneurship in educational institutions, MoE's Innovation Cell and AICTE are encouraging all higher technical institutions to establish Institution's Innovation Council (IIC) in their campuses. The 1st step towards establishing an IIC is to register in the IIC portal <https://iic.mic.gov.in/signup> followed by formation and function of the council. In the AICTE's annual approval process, establishment of IIC in HEI is an essential item, for which all participating institutes are required to upload the copy of the IIC establishment certificate and IIC registration number.
- b. Institutions with a functional IICs in campus can download the establishment certificate available at <About My Institute>, <My Profile>, <Certificates> in the Institute's IIC login page for the above purpose. If an institution has not yet established an IIC, the head of the institute can register for an IIC at <https://iic.mic.gov.in/signup> and complete the 'My Council' formation along with nomination for the president to lead the IIC activities. Institute can go through the manual of IIC formation and operation at <https://iic.mic.gov.in/assets/html/index.html>. For more details about the IIC, visit <https://iic.mic.gov.in/>.

6.52 The Institution should provide appropriate facilities to take care of the physically challenged students and elderly persons comprising of Teaching/ Non-Teaching/ Others as per the guidelines and space standards for Barrier Free Built Environment for disabled and elderly persons by CPWD, Ministry of Urban Development, Government of India (Refer Handbook on Barrier free and Accessibility <http://cpwd.gov.in>) and National Building Code.

6.53 Other Essential Requirements of a Technical Institution

- a. Compliance of the Academic Bank of Credit (ABC) as per MoE directives, (Applicable for Standalone Institutions, PGDM/PGCM and Universities).
- b. Safety and Security measures in the Campus as prescribed by the concerned Authority.
- c. Implementation of Food Safety and Standards Act, 2006 at the Institution.
- d. Digital payment for all financial transactions as per MoE directives.

- e. Display of information submitted to AICTE (including the accreditation status and Board of Governors) along with the Copies of AICTE approvals (LoA and EoA of subsequent years) obtained since inception of the Institution till date shall be placed on the Web site of the Institution.
- f. Establishment of platform or hiring counsellors for seeking help and guidance w.r.t psychological counselling related to Mental Health for Students, faculty and non-teaching faculty.
- g. Establishment of 24x7 women helpline number and a security system in the campus for providing safety to students and female faculty and non-teaching faculty.
- h. First Aid, Medical and counselling facilities
- i. Potable Water Supply and outlets for drinking water at strategic locations.
- j. Sewage Disposal System - Waste Management and environment improvement measures to ensure a sustainable Green Campus
- k. Students Safety Insurance and Group Accident Policy for the Employee.
- l. As per NEP, every Institution shall have inbuilt mechanism for Social and Emotional Learning- A crucial component of Education.
- m. Internship shall be made compulsory for all final year students of AICTE approved Institutes/ Universities.
- n. All the institutions shall encourage the students to study some of the electives mandatorily through SWAYAM (MOOCS Platform).
- o. The AICTE approved institutions shall evolve a mechanism for earning credits through 'Skilling' based courses offered by Skill India, Ministry of Skill Development and Entrepreneurship OR any other leading skilling platforms in order to improve their skill sets and employability.
- p. Institution-Industry Cell.
- q. Language Laboratory (for institutions having Diploma and Degree Programs)

*Appointment of Committees/ IQAC/ Grievance Mechanism should be made before commencement of the session, however, an Affidavit 2 to that effect need to be submitted by the new Technical Institution at the time of inspection by Expert Visit Committee

- ** An Affidavit to be uploaded on the Portal for the compliance of Implementation of Internship Policy of AICTE.

NOTE: The above mentioned documents need to be uploaded before downloading the EoA. The Council shall verify their implementation at any point of time.

6.54 Desirable Requirements of a Technical Institution

- a. Implementation of student Induction Programme***
- b. Implementation of One Student One Laptop Scheme.
- c. Facilitate teachers for undergoing Pedagogical training through NITTT Guidelines
- d. Applied for membership of National Digital Library
- e. Facility to watch MOOCs through SWAYAM & SWAYAM PRABHA
- f. Fabrication facility Laboratory (FABLAB)/ AICTE-IDEA LAB/Tinkering Laboratory/ Innovation Laboratory
- g. Availability of at least ONE Smart Class Room per Department
- h. Installation of grid connected solar rooftops/ Power Systems

- i. Course(s) taken through duly recognized MOOCs shall be used as Supplementary Course(s)
- j. General Insurance provided for assets against fire, burglary and other calamities
- k. Green and eco-friendly campus which focuses on energy efficiency by preserving natural resources for healthy living and a good learning environment.
- l. Availability of quality sanitary napkins through sanitary napkin vending machines and ensuring safe and environmentally friendly disposal of used sanitary napkins through sanitary napkin incinerator.
- m. Rainwater Harvesting.

*** An Undertaking to be uploaded on the Portal that the Institution shall possess an UHV Induction Programme trained Faculty for every 20 newly joined students before AY 2024-25.

NOTE-1: An Undertaking to be uploaded on the Portal that the Internal Assessment & Laboratory Work shall be carried out following AICTE Exam Reforms and all the existing Faculty shall be trained for the same.

- 2: Any changes in the Schedule for any of the approval (including academic) related activities as notified by the Council from time to time is binding on all the AICTE Approved Institutions / Universities.
- 3: In an extraordinary circumstance, to implement the withdrawal of approval in the current Academic Year, students admitted shall be shifted to the nearby AICTE approved Institutions in consultation with the concerned University/ Board/ State Government/ UT.

All AICTE & UGC Regulations /Notifications issued from time to time are binding on all the Institutes/ Universities (as applicable).

Any norms & requirements not specified in this APH but notified a letter shall come into effect from the date of notification (unless & otherwise specified).

धमन्यो रक्तवाहिन्यश्चतुर्विंशतिरीरिताः ।

कुल्याभिरिव केदाराभिर्देहोऽभिवर्धते ॥

There are 24 arteries that carry blood. These arteries take nutrient blood to different parts of the body for the nourishing the body just as canals take water

CHAPTER-VII

Penal Actions on Violation of Norms

7.1 Introduction

- a. An Institution offering any Programme/ Course in Technical Education in violation of Regulations/ Approval Process Handbook, shall be liable for appropriate Penal action including fine/no admission/ reduction in "Approved Intake"/ Withdrawal of Approval/ criminal action by the Council against defaulting Trust/ Society/ Company/ Associated Individuals/ the Institution, as the case may be.
- b. In case of Withdrawal of Approval of the Institution, the Technical Institution/ Trust/ Society/ Company shall apply afresh for approval ONLY after completion of two Academic Years with a different name as per the procedure defined in the Approval Process Handbook.
- c. Institution whose approval has been withdrawn for the current Academic Year admitted students of the same shall be redistributed to other AICTE approved Institutions in the jurisdiction of the affiliating University/ Board by the Competent Authority of the respective State Government/ UT. However, AICTE approval given to the Course(s) in the previous Academic Year(s), if any, to such Institution shall continue and students admitted against the courses shall be treated as AICTE approved Course(s) only.

NOTE: If any of the information mentioned in the Affidavit is proved as false, penal action shall be initiated against the Deponent.

7.2 Un-approved Technical Programmes/ Course(s) offered by an Institution

If any Institution is found offering Technical Programmes/ Course(s) without the approval of the Council, it shall be declared as unapproved Institution and the Council shall inform respective State Government/ UT to initiate appropriate penal, civil/ criminal action against such defaulting Institutions/ Trust/ Society/ Company/ Associated Individuals as the case may be. AICTE will issue Public Notice from time to time regarding un-approved Institutions.

7.3 Penal Action against the Institution in case of Violation of the AICTE Norms and Regulations

The Institution /University shall be liable for any one or more of the following punitive/penal actions by the Council in case of Violation of ANY of the AICTE Norms and Regulations.

- a. Suspension of approval for NRI and supernumerary seats, if any, for one Academic Year
- b. Reduction in "Approved Intake"
- c. No admission in one/ more Course(s) for one Academic Year
- d. Withdrawal of approval for Programme(s)/ Course(s)
- e. Withdrawal of graded Autonomy.
- f. Withdrawal of approval of the Institution/University
- g. Five times the total Fee collected for complete duration of the course per student shall be levied against each excess admission as fine (Applicable to Clause 7.4 (g) & 7.4 (h))
- h. Not eligible to receive any grant from AICTE

7.4 Institutions violating the following shall invite appropriate penal action as per Clause 7.3 :

- a. Non-Submission/ Submission of Incomplete/ False/Incorrect Information/Violation of Regulatory Provisions in Online Application for Extension of Approval while applying for Extension of Approval
- b. Non-Fulfilment of Requirement of Qualified Principal/ Director

An Institution, NOT having qualified Principal/ Director for a period more than 12 months shall be liable for penal action (s) by the Council till the regular Principal/ Director is appointed.

- c. Non-Fulfilment of Faculty:Student ratio, not adhering to the Pay Scales and/or qualifications prescribed for Faculty
 - i. As per All India Council for Technical Education notification (Redressal of Grievance of Faculty/ Staff Member) Regulations, 2021 vide F.No. 1-103/AICTE/PGRC/Regulation/2021 dated 25.03.2021, all Pay Scales related Issues of the Faculty shall be suitably addressed by the concerned University or State DTE.
 - ii. In case of standalone PGDM /PGCM Institutions, AICTE shall Initiate Action through Committee constituted by AICTE.
 - iii. Institutions/Universities/ Institutions Deemed to be Universities, if recommended under Clauses above found not adhering to Pay scales or qualifications prescribed for Faculty members for more than 12 months and not maintaining prescribed Faculty:Student ratio.

NOTE: Undertaking should be from Chairman/Secretary of Trust / Society /Company in all Faculty Related Grievances.

- d. Non-Fulfilment of Computer, Software, Laboratory Equipment, Books, Journals, Library facilities requirements, etc.

Institutions not maintaining prescribed requirements of Computer, Software, Laboratory Equipment, Books, Journals, Library facilities, etc. shall be liable for penal action(s).

- e. **Non-Fulfilment of Essential Requirements**

Institutions not maintaining essential requirements as prescribed in Approval Process Handbook shall be liable for penal action(s).

- f. Non-Fulfilment of Location/ Built-up Area/ as specified in the Approval Process Handbook at the time of year of establishment or the current Academic Year

Institutions working in a temporary location or at location not approved by the Council and Institutions not fulfilling prescribed Built-up area requirements shall be liable for penal action(s).

- g. **Excess Admission**

Excess admission over the "Approved Intake" shall not be allowed under any circumstances. In case any excess admission is reported to/ noted by the Council, appropriate penal action shall be initiated against the Institution. The Institution shall be liable for penal action(s).

- h. **Violation of Admission Eligibility Norms**

Violation of admission eligibility norms (including transferring of non-eligible students laterally to the approved programme) shall not be allowed under any circumstances. In case it is reported to/ noted by the Council, appropriate penal action shall be initiated against the Institution / University. The Institution / University shall be liable for penal action(s).

- i. Charging Excess Fee than the Fee Prescribed by the Concerned State/ Fee Regulatory Committee

The Institutions shall have to announce all Fees such as Tuition Fee, Examination Fee, etc. on their Web Site transparently and adhere to the same strictly. No Technical Institution shall collect any other Fee (Payment/ Amount) from the students, in addition to the Fee fixed by the State/ Fee Regulatory Committee. If any Institution does not follow the said guidelines, the Institution shall be liable for penal action(s). Also, the excess Fee collected shall be refunded to the student.

- j. Institutions not allowing Expert Visit Committee for physical/online verification of Infrastructural facilities/ Institutions not having Occupancy Certificate/ Completion Certificate/ Building License/ Form D/ Barrier free environment.

Institutions not allowing Expert Visit Committee for physical verification of Infrastructural facilities/ Institutions not having Occupancy Certificate/ Completion Certificate/ Building License/ Form D/ Barrier free environment, shall be liable for penal action (s).

- k. Institutions demanding for the Original Degree Certificates from the Faculty members at the time of joining the Institution.

In the event, a Faculty member intends to leave the Institution in the middle of the Semester without sufficient notice to the Institution to make a suitable alternate arrangement, faculty may complete the syllabus of the Course(s) allotted to him/ her keeping in view of the academic interests of students. In any case, the Original Degree Certificates from the Faculty members shall not be retained by the Institution.

- l. Institutions Deemed to be Universities not having registration of ABC shall be liable for penal action(s).

- m. Violation of norms of admission by the Institutions/ Universities conducting PGDM/ PGCM Courses/ PGDM Institutions not having registration of ABC or Institutions offering PGDM Course(s) in Regular or ODL/OL mode not uploading student enrollment data and list of students completed the Course(s) successfully along with their CGPA/ Percentage of marks in the AICTE Web-Portal.

Norms for conducting PGDM/ PGCM Courses shall be as per Annexure-6 of the Approval Process Handbook. If any Institution/ Institution Deemed to be University fails to comply with any of the conditions specified therein/any violation in the admission procedure specified in the Approval Process Handbook for the PGDM/ PGCM Courses/ PGDM Institutions not having registration of ABC or Institutions offering PGDM Course(s) not uploading student enrollment data in the AICTE Web-Portal, shall be liable for penal action (s).

- n. University / Institution shall be liable to withdrawal of Approval in case of running Programme(s)/ Course(s) with partial approval of AICTE. University shall be liable to withdrawal of approval in case of violation of regulatory provisions (e.g. Running Integrated/Dual programme/course which requires approval from different regulatory bodies). Strict Penal action also shall be initiated against the institution.

7.5 Violation of Norms In case of Collaboration and Twinning Programme

- a. If a University/ Institution fails to comply with any of the conditions as contained in the Approval Process Handbook, the Council shall withdraw the approval of the Twinning Programme granted to such University/ Institution to offer their Diploma/ Post Diploma Certificate/ Under Graduate Degree/ Post Graduate Diploma/ Post Graduate Degree in India and forbid such Foreign University/ Institution to either open Centers or enter into any Collaborative arrangement with any University/ Institution in India.
- b. The Council shall also inform the concerned agencies including Ministry of External Affairs, Ministry of Home Affairs, RBI of such decisions and advise these agencies to take any or all of the following measures:

- i. Refusal/ withdrawal of grant of visa to employees/ teachers of the said Foreign University/ Institution.
 - ii. Stop transfer of funds outside India.
 - iii. Informing the Public about the withdrawal of approval of the Twinning Programme with Foreign University/ Institution and the consequence there of.
- c. Once the approval of the Twinning Programme is withdrawn, the Council shall make an attempt in co-ordination with concerned State Government/ UT to re-allocate the students enrolled in such Programme to other approved Institutions of the Council. The Institution shall have to return the entire Fee collected from such students to the Institutions in which the students are accommodated.
 - d. Institution whose approval of Twinning programme is withdrawn, shall not be allowed to collaborate with any other Centre/ Institution or enter into a Collaborative arrangement in India for at least next 3 years.
 - e. UGC norms and amendments from time to time on the subject shall be applicable.

7.6 Fee Refund Cases

Institutions not following guidelines issued by the Council regarding refund of Fee for cancellation of admission or delaying refunds shall be liable to any one or more of the penal actions as mentioned in **Clause 7.3** by the Council.

NOTE: Any changes in the Schedule for any of the academic related activities as notified by the Council from time to time are binding on all the AICTE Approved Universities/Institutions.

7.7 Security Deposit

In case of Institutions where FDRs are encashed before the date of maturity or not depositing the required Security Deposit at the time of LoA, a penalty of 10% of the value of the FDR shall be imposed. However, Institutions NOT created FDR / created FDR for lesser duration / lesser amount than prescribed at the time of LoA have to create the same as per the Rules / Policy as specified in the Approval Process Handbook.

7.8 Complaints regarding the use of fake certificates of SC/ST/OBC/EWS/PwD to be investigated in time bound manner and If found guilty, such admission should be cancelled. Further, appropriate action shall be initiated accordingly with due intimation to AICTE.

7.9 Penalty amount shall be paid online to the Council as per the instructions.

7.10 Complaint Cases

- a. All Institutions shall have Grievance Redressal mechanism as notified by the Council.
- b. In case of receipt of any Complaint(s) about an Institution, the same shall be processed by Public Grievance Redressal Cell (PGRC) of AICTE.
- c. The verified Complaint shall be placed before a Standing Complaint Scrutiny Committee (SCSC) for further necessary action. If necessary, the complainant as well as the Institute may be called to appear before SCSC at his/ her own cost. Based on the recommendation of SCSC, a Warning or Show-Cause Notice may be issued to the Institution or Expert Visit Committee may be conducted through Regulation Bureau.
- d. The report of the Expert Visit Committee/ Show Cause notice, if issued shall be placed before the Standing Hearing Committee.

- e. Two representatives of the Institution (Chairman/ Secretary of the Trust/ Society/ Company or Principal/ Director/ Faculty of the Institution/ Trustee duly authorized by them) along with Photo ID proof shall present their case along with the compliance and supporting documents before the Standing Hearing Committee. If necessary, the complainant may be called to appear before Standing Hearing Committee at his/ her own cost.
- f. The recommendations of the Standing Hearing Committee shall be placed before the Executive Committee for approval.
- g. The decision of the Executive Committee shall be uploaded on the Web-Portal by a detailed Speaking Order. If the Institution is aggrieved by the decision of the Executive Committee, the Institution shall have the right to appeal as per **Clause 1.11/ Clause 2.23** of the Approval Process Handbook.
- h. As per CVC guidelines, Anonymous/ Pseudonymous Complaints shall not be processed.

7.11 Procedure for Restoration against Punitive Action

- a. The Applicant shall make an application for restoration on AICTE Web-Portal along with the application for Extension of Approval of the next Academic Year.
- b. The restoration is subject to Scrutiny Committee /Expert Visit Committee (as applicable) verifying all the requirements as specified in the Approval Process Handbook.
- c. The Expert Visit Committee Report shall be placed before the Standing Hearing Committee.
- d. Recommendations of the Standing Hearing Committee shall be placed before the Executive Committee for necessary Approval.
- e. If the Institution is aggrieved by the decision of the Executive Committee, the Institution shall have the right to appeal as per **Clause 1.11/ Clause 2.23** of the Approval Process Handbook. The Council shall give an opportunity for presenting its case before Standing Appellate Committee. The recommendations of the Standing Appellate Committee shall be considered by the Council.
- f. In case of restoration, Extension of Approval with restored Intake shall be uploaded on AICTE Web-Portal, or otherwise Speaking Order shall also be uploaded on the Web-Portal.

7.12. Under extraordinary circumstances, if restoration/ Punitive action (except monetary penalty) is approved by the Council beyond 30th April of the Calendar Year and the same shall be implemented for the next Academic Year only in compliance with the order passed by the Hon'ble Supreme Court of India in CA No.9048/ 2012 dated 13.12.2012.

7.13 Each Institution shall upload the number of Complaints and Grievances received and action taken in their Web site and update AICTE through the monthly online status report. Otherwise action shall be taken against such Institutions as mentioned in the clause 7.3 above by the Council.

दण्डेश्चक्रेश्च दन्तेश्च सरणिभ्रमणादिभिः ।

शक्तरुत्पादने किं वा चावलने यन्त्रमुच्यते ।

System for generation/transmission of power through motion or continuous rotation of shafts, wheels or wedges is called a machine.

CHAPTER-VIII

Do's and Don'ts

All information related to Approval Process will be available in AICTE website; www.aicte-india.org

1. No need to submit the hard copy of the application to the Regulation Bureau (except New Institute).
2. Departments under the same University shall apply with the same PID of the University.
3. If the Applicant/ Institution is invited to appear before the Scrutiny/ Re-Scrutiny to verify the documents/ to present their case before the Standing Hearing Committee/ Standing Appellate Committee for compliance of the deficiencies, the representative(s) shall also bring the documents presented to the Scrutiny/ Expert Visit Committee to make use of the opportunity given effectively.
4. If an Institution intends to utilise a Building constructed earlier, the Building approvals obtained from the then authorities shall be produced, else the approval for the same shall be obtained from the current approving authorities.
5. To include new nomenclatures in the Diploma/ Under Graduate/ Post Graduate Degree Courses, approval from the University/ Board, as applicable along with the Curriculum and Syllabus shall be sent to the Policy and Academic Planning Bureau, AICTE.
6. AICTE does NOT insist on separate boundary walls for Institutions existing in the same Campus by the same Trust/ Society/ Company, provided the Land and Built-up norms shall be fulfilled for the Programmes/ Courses approved.
7. EVC shall check the facilities only for "Approved Intake", not based on admitted students.
8. Excess payment shall be refunded, not adjusted in future transactions.
9. TER charges are accepted only through digital payment through the Portal, Demand Draft is not accepted under any circumstance.
10. Once the application is processed as per the stipulated procedure, TER charges are not refundable (other than those mentioned in the Approval Process Handbook), even if the application is rejected.
11. For the release of Security Deposits through FDR/RTGS, only online applications are accepted. The status of processing can be viewed through the portal.
12. Any Queries/Clarifications related to policy / technical queries (portal related) shall be sent ONLY through CSS portal.
13. All the Institution of Universities are encouraged to use AICTE digital assistant for any clarification/help.
14. All Notifications, Circulars, Announcements, Public Notice, Corrigendums and Guidelines issued/notified from time to time will be available in AICTE website.
15. All Annexures, Affidavits, Certificates & Formats will be available in AICTE website under approval process section.

नगरस्य सहस्रादि द्विसहस्रान्तं च दण्डमानं स्यात् ।

पत्तनसञ्ज्ञं तद्वत् पोतान्वितवारिधितटोपेतम् ॥

A town/nagara is defined as an area covering 1000 - 2000 yojan's. A pattana, on the other hand, is defined as a nagara which is on the coast and has ships/ sea faring vessels.

ANNEXURE-1

Documents to be uploaded/submitted / shown for Setting up a New Technical Institution

1.1 Documents to be uploaded/submitted/shown at the time of the Scrutiny /Re-Scrutiny

The Applicant shall present following supporting documents in original along with one copy, duly self- attested and other necessary information to the Scrutiny Committee. As per **Affidavit 2** supporting documents other than Affidavits shall be made and duly authenticated by the authorized signatory of Applicant or by the Head of the Institution.

- i. Building Plan of the Institution (**Certificate-2**) should have been prepared by an Architect registered with Council of Architecture/ Licensed Surveyor (**Certificate-1**) and approved by the Competent Authority as designated by concerned State Government/ UT (**Annexure-14**). The Institution should upload/submit two copies of Building Plan.
- ii. An **Affidavit 2**, on a Non-Judicial Stamp Paper/ e-stamp paper of Rs. 100/-, duly sworn before a First Class Judicial Magistrate or Notary or an Oath Commissioner.
- iii. Resolution of the Applicant Organization in **Format 3**.
- iv. Certificate of Occupancy Certificate/ Completion Certificate/ Building License/ Form D (as applicable) from the Competent Authority (as per standard format prescribed by the issuing Authority). For the rest, an Affidavit on a Non-Judicial Stamp Paper/ e-stamp paper of Rs. 100/-, duly sworn before a First Class Judicial Magistrate or Notary or an Oath Commissioner, that the same shall be produced on completion of the Building.
- v. A valid Fire Safety Certificate issued by the Competent Authority.
- vi. Certificate 3 issued by the Bank Manager regarding financial status of the Applicant.
- vii. A hard copy of the complete application as uploaded to AICTE Web-Portal.
- viii. A registration document of the Trust/ Society/ Company/ PPP/ BOT indicating its members, objectives and Memorandum of Association and Rules, duly attested/ certified by the concerned Competent Authority.
- ix. For Standalone PGDM Institutions, details of the recommended composition of the Board of Governors of the Institution constituted as per **Annexure-17** of the Approval Process Handbook.
- x. In the case of a Company established under Section 8 of the Companies Act, 2013, the MoA and Rules must contain a provision that the objective of the Company is not profit making and any surplus earning shall be used exclusively for the purpose of development of Technical Institution.
- xi. Documents to be submitted In case of an application made with a proposal of PPP/ BOT-Resolution of the Applicant Organization, pertaining to start a Technical Institution and allocation of Land/ Building/ funds to proposed activities in the **Format 3**.
- xii. Documents showing ownership of Land/ Building as per the provisions of Section 8 of the Transfer of Property Act, 1882 or any other Law for the time being in force relating to transfer of property to or by Companies, Associations or bodies of individuals, in the name of the Applicant in the form of Registered Settlement Deed/ Registered Sale Deed/ Irrevocable Gift Deed (Registered)/ Irrevocable Government/ Private Lease Deed (Registered) (for a period of minimum 30 years) (including Commitment for continued lease) with at least live Lease of 5 years duration of programs at the time of submission of application.

That Joint Affidavit 7 by the parties that the lease of Land is irrevocable for 30 years shall have to be given on a Non-Judicial stamp/ e-stamp paper of Rs. 100/- duly sworn before a First Class Judicial Magistrate/Notary/Oath Commissioner.

In case, the Land documents are in vernacular Language, notarized English translation of the documents shall be produced.

Documents to be submitted, in case of Private Lease of Land/ Building:

Private Lease of Land

- i. Original document of Private Lease registered between the Lessor and Lessee with Competent Authority under the Registration Act (It should have a validity of 30 years as on date of the notification issued by the Council)
- ii. Land Conversion Certificate issued by the Competent Authority
- iii. Title documents of the Lessor referring to its acquisition of leasehold rights through a lawful transaction
- iv. Encumbrance Certificate relating to the property on a date not later than the date of issue of notification issued by the Council
- v. Resolution of the Trust/Society/ Company, if the Lessor is either of these.
- vi. In case of Sub Lease, the Lessor (then Lessee) should have the right to assign the leasehold right in the form of a registered document.
- vii. Mortgage of Land shall not be permissible.

Private Lease of Building

- i. Complete Building Plan approved by the Competent Authority. In case of Multi-storied where certain floors only are leased, then the complete floor plan shall be prepared by an Architect clearly indicating the details along with the Complete Building Plan approved by the Competent Authority.
- ii. Occupancy/ Completion Certificate relating to the property/ floors issued by the Competent Authority.
- iii. Title documents of the Land referring to the acquisition/leasehold right over the said property.
- iv. Lease deed registered by the Competent Authority under Registration Act.
- v. A valid Fire Safety Certificate issued by the Competent Authority.
- vi. Land Use Certificate permitting the Land to be used for Educational purpose, from the Competent Authority along with Topo sketch/ Village Map indicating Land Survey Numbers and a copy of road map showing location of the proposed site of the Institution.
- vii. Floor Plans, sections and elevations of all proposed/ existing Buildings exclusively intended for use for the proposed Institution at the permanent site with a table clearly mentioning all rooms, with carpet area of each in m², as specified in Instructional, Administrative and Amenities requirements certified by the Architect registered with the Council of Architecture. Safety and hygiene precautions ensured during partial occupation, if any, certified by the Architect registered with the Council of Architecture.
- viii. Proof of working capital (funds) as stated in Clause 1.5.3 of the Approval Process Handbook, in the form of either Fixed Deposits in the Bank or latest Bank Statement of Accounts maintained by the Applicant Organization in a Nationalized Bank or Scheduled Commercial Bank recognized by Reserve Bank of India, along with a Certificate issued by the Branch Manager of the Bank.

- ix. Audited statement of accounts of the Applicant Organization for last three years, as may be applicable.
- x. Certificate regarding Minority Status, if applicable at the time of application.
- xi. Detailed Project Report (DPR).
- xii. Undertaking from the Applicant to the effect that no high tension line is passing through the Campus including hostel. In case high tension line passes through the Campus/ hostel, a Certificate from the Competent Authority (Electricity Board) that it shall not affect the safety of the Building/ students/ Faculty/ Staff etc. is required.
- xiii. In case of Buildings constructed by Government Departments before 50 years, for Government/ Government aided Institutions/ State or Central University/ Defence Institutions where the documents could not be submitted, a letter from the Competent Authority that the Building norms of AICTE are fulfilled shall be produced to this effect.

1.2 Documents to be submitted at the time of Expert Visit Committee

The Applicant shall present following supporting documents in original along with one copy, duly attested by a First Class Judicial Magistrate or Notary or an Oath Commissioner and other necessary information to the Expert Visit Committee.

- i. Copy of the advertisement in at least one National Daily, for recruitment of Principal/ Director and Faculty members.
- ii. Proof of provision of Internet bandwidth in Mbps
- iii. List giving titles of Books and Volumes of each purchased for the Library.
- iv. Copy of Invoice/ Cash Memo for Equipment and Library Books.
- v. Details of subscription of Journals as per Annexure-4 of this Approval Process Handbook.
- vi. Sanction of electrical load by electric supply provider Company.
- vii. A Certificate by an Architect, giving details of sewage disposal system, barrier free environment and toilets created for physically challenged and all weather motorable approach roads.
- viii. Details of all other Educational Institutions run by the same Trust/ Society/ Company.
- ix. Video recording with brief outline of the Institute and its facilities (Front and Back side of the entire Institution Building(s) Internal portion of the Class Rooms, Tutorial Rooms, Laboratories, Workshop, Drawing Hall, Computer Centre, Library, Reading Room, Seminar Hall and all other rooms, as mentioned in Programme wise Instructional area requirements, Internal portion of the principal's room, Board room, main Office, Departmental Offices, Faculty cabins/ seating arrangement and all other rooms as mentioned in Administrative area requirements, Internal portion of toilet facilities, boys and girls common rooms, Cafeteria and all other rooms as mentioned in Amenities area requirements, circulation area details highlighting entrance lobby, passages, escalators, staircases and other common areas) as required by the EVC shall be prepared in advance by Director/Principal and Video Recording of about 30 minutes shall be uploaded on YouTube and URL link shall be provided in the AICTE portal for advance viewing by the committee members before the EVC.

1.3 Documents to be uploaded after the issuance of LoA

- 1.3.1 New Technical Institutions and Existing Institutions shall comply with appointment of Faculty members and Principal/ Director as the case may be, as per Policy regarding minimum qualifications pay scales, norms etc., as specified in the Approval Process Handbook.

- 1.3.2 For existing Institutions, applying for new programs/ courses and increase in intake/ division need to show availability of Infrastructure facilities and faculties as per the norms to EVC
- 1.3.3 Institutions shall appoint Principal/ Director/ Teaching Staff strictly in accordance with the norms prescribed by the Council and other Technical Supporting Staff and Administrative Staff strictly in accordance with the methods and procedures of the concerned State Government/ UT, particularly in case of selection procedures and selection Committees.
- 1.3.4 The information about these appointments of Staff in the prescribed Format shall be uploaded in AICTE Web-Portal.
- 1.3.5 In no circumstance, unless the appointment of all Faculty members and other Staff is in place, the Institutions shall start the approved Technical Course(s).
- 1.3.6 Faculty and non-teaching Staff data shall be entered as per the prescribed Format.
- 1.4 Documents to be submitted at the time of Scrutiny Committee for Closure of Institution and starting of a New Technical Institution in the same premises in the same year
- 1.4.1 No Objection Certificate from affiliating University/ Board in **Format 2**.
- 1.4.2 Resolution of the Trust/ Society/ Company approving the Institution for Closure of the Institution for starting of a new Technical Institution in the same premises in the same year/ Change of Site/ Location/ Conversion of Women's Institution into Co-ed Institution and vice-versa/ Conversion of Diploma Level into Degree Level and vice-versa/ To start new Programme/ Level in the existing Institutions, as applicable, duly signed by the Chairman/ Secretary in **Format 3**.
- 1.4.3 Latest salary sheet giving details, such as, scale of pay, gross pay, PF deduction, TDS for all Faculty members and non-teaching Staff and Faculty: Student ratio.
- 1.4.4 Details of the RPGF/ Joint FDR made with AICTE.
- 1.4.5 Status of existing Students already studying in the Institution.
- 1.4.6 Status of existing Faculty and Staff in the Institution and liabilities thereon.
- 1.5 Documents to be submitted at the time of Scrutiny Committee for approval of the establishment of Institution set up by Section 8 of Companies Act-2013
- 1.5.1 Certificate of Registration of companies
- 1.5.2 Memorandum of Association and Article of Association
- 1.5.3 Certificate of Incorporation
- 1.5.4 Availability of the registered office of the company
- 1.5.5 Particulars of the Directors, Managers or Secretaries
- 1.5.6 PAN number
- 1.5.7 TAN number
- 1.5.8 Companies General Rules and Forms
- 1.5.9 NOC from Directors or Promoters
- 1.5.10 Audited Statement for the last 3 years clearly indicating turnover through operations, if applicable

ANNEXURE-2

Documents to be uploaded/submitted by Existing Institutions

2.1 Documents to be uploaded for the Issuance of EoA based on Self-Disclosure/after a break in the preceding Academic Years/ Restoration of Intake

Supporting documents including the Affidavits shall be duly authenticated by the Chairman/ Secretary of the Trust/ Society/ Company in case of Self-Financing Institutions or by the Authorized person in case of the Government/ Government aided Institution.

In case of Buildings constructed by Government Departments are older than 50 years as on last date of application and the departments are unable to submit the original documents, a letter from the Competent Authority stating that the Building norms of AICTE are full filled, shall be produced to this effect.

- i. An **Affidavit 2** with digital signature of the Chairman/ Secretary of the Trust/ Society/ Company on an e-stamp paper of Rs. 100/- duly sworn before a First Class Judicial Magistrate or Notary or an Oath Commissioner.
- ii. Copy of pay receipt print made on AICTE Web-Portal if any, in respect of Extension of Approval for the respective Academic Year.
- iii. As per **Clause 7.17** of the Approval Process Handbook, valid Occupancy/ Completion Certificate/ Building License/ Form D issued by the Competent Authority.
- iv. Valid Structural Stability Certificate from the registered Structural Engineer, if the Building is more than thirty years from the issue of Completion Certificate that the Building is fit for human habitation.
- v. A valid Fire Safety Certificate issued by the Competent Authority.
- vi. Satellite map, using suitable Web site, showing geographical location of the Land with latitude and longitude at the entrance of the main Building mentioned on it.
- vii. Audited statement of accounts of the Trust/ Society/ Company of the previous year.

2.2 Documents to be uploaded for approval of Introduction of seats for Non Resident Indian(s)

Resolution of the Trust/ Society/ Company approving the Institution for Introduction of seats for children of Non Resident Indian(s) duly signed by the Chairman/ Secretary in **Format 3**.

2.3 Documents to be submitted at the time of Scrutiny Committee for approval of an existing Institution applied for Change of Site/ Location/ Conversion of Women's Institution into Co-ed Institution/ Conversion of Diploma Level into Degree Level and vice-versa/ To start new Programme / Level in the existing Institutions

- i. All Documents as specified in **Annexure-1** of the Approval Process Handbook (only for Change of Site/ Location).
- ii. No Objection Certificate from affiliating University/ Board in **Format 2**.
- iii. Resolution of the Trust/ Society/ Company approving the Institution for Closure of the Institution for starting of a new Technical Institution in the same premises in the same year/ Change of Site/Location/ Conversion of Women's Institution into Co-ed Institution and vice-versa/ Conversion of Diploma Level into Degree Level and vice-versa/ To start new Programme/ Level in the existing Institutions, as applicable, duly signed by the Chairman/ Secretary in **Format 3**.

Note 1: No refund of additional FDR/ Security Deposit allowed in case of Conversion of Co-ed Institution to Women's Institution.

2: It is the sole responsibility of the Institution / Promoters to obtain NoC from State Government (if applicable) before starting of the academic session.

2.4 Documents to be submitted at the time of Scrutiny Committee for approval of an existing Institution applied for Merger of Institutions under the Same / Different Trust/ Society/ Company operating in the same campus

- i. All Documents as specified in **Annexure-2** of the Approval Process Handbook (except the Institutions fulfilling **Clause 2.10.2 (b)** of the Approval Process Handbook).
- ii. No Objection Certificate from affiliating University/ Board in **Format 2**.
- iii. Resolution of the Trust/ Society/ Company approving the Institution for Merger of Institutions under the Same / Different Trust/ Society/ Company operating in the same Campus, as applicable, duly signed by the Chairman/ Secretary in **Format 3**.
- iv. Documents which are applicable legally for merger of Institutions under Different Trust/ Society/ Companies per the prevailing Government Norms /Rules applicable for such merger.

2.5 Documents to be submitted at the time of Expert Visit Committee for approval of the Introduction of supernumerary seats for OCI/ Foreign Nationals/ Children of Indian Workers in the Gulf Countries in existing Institutions

- i. Details regarding hostel facilities and hostel administration.
- ii. Office of the Internationals Affairs (OIA) to assist in all the matters related to OCI/ Foreign Nationals/ Children of Indian Workers in the Gulf Countries.
- iii. Resolution of the Trust/ Society/ Company approving the Institution for Introduction of supernumerary seats for OCI Foreign Nationals/ Children of Indian Workers in the Gulf Countries duly signed by the Chairman/ Secretary in **Format 3**.

2.6 Documents to be submitted at the time of online Scrutiny Committee for approval of Increase in Intake/ Additional Course(s)/ Courses In Indian Language / Introduction of Integrated/ Dual Degree Course / Introduction of Fellow Program In Management, as applicable

- i. An **Affidavit 8** on a Non-Judicial Stamp Paper/e-stamp paper of Rs. 100/- duly sworn before a First Class Judicial Magistrate or Notary or an Oath Commissioner (Not applicable for Extended EoA).
- ii. Proof for the existence of Faculty with Ph.D./Fellow qualification as per the number of seats, in case of Introduction of Fellow Program in Management.
- iii. Resolution of the Trust/ Society/ Company approving the Institution for starting additional Course(s)/ Division(s) in existing Program and allocation of Land/ Building/ Funds for the proposed activities duly signed by the Chairman/ Secretary in **Format 3**.

2.7 Documents to be submitted at the time of Scrutiny Committee for approval of Progressive Closure/ Complete Closure of the Institution

- i. No Objection Certificate from affiliating University/ Board in **Format 2** with clear mention about the provisions/ alternative arrangements made to take care of Education of existing students studying in the Institution.
- ii. Latest salary sheet giving details, such as, scale of pay, gross pay, PF deduction, TDS for all Faculty members and non-teaching Staff and Faculty: Student ratio.

- iii. Details of the RPGF/ Joint FDR made with AICTE.
- iv. Status of existing Students already studying in the Institution.
- v. Status of existing Faculty and Staff in the Institution and liabilities thereon.
- vi. **Affidavit 4** to be submitted by the Applicant on a Non-Judicial Stamp Paper/e-stamp paper of Rs. 100/- duly sworn before a First-Class Judicial Magistrate or Notary or an Oath Commissioner stating that the Applicant has no liability with respect to Faculty members, Staff, students etc.
- vii. Pending Court cases and serious charges, violation of norms, pending Ragging cases against the Institution.
- viii. Resolution of the Trust/ Society/ Company approving the Closure of the Institution, duly signed by the Chairman/ Secretary in **Format 3**.

2.8 Documents to be submitted at the time of Scrutiny Committee for approval of Change of Type of Institution (Institution(s) converted into a University)

- i. An **Affidavit 2** on a Non-Judicial Stamp Paper/e-stamp paper of Rs.100/- , duly sworn before a First Class Judicial Magistrate or Notary or an Oath Commissioner (not applicable to Change of type of Institution).
- ii. No Objection Certificate from the affiliating University/ Board in **Format 2**.
- iii. Resolution of the Trust/ Society/ Company approving the Institution for the Change of Type of Institution (Institution(s) converted into a University)/ Conversion of Courses into allied Vocational Courses, duly signed by the Chairman/ Secretary in **Format 3**.

2.9 Documents to be submitted at the time of Scrutiny Committee for approval of Change In the Name of Course(s)/ Merger of the Courses/ Reduction in Intake/ Closure of Programme(s)/Course(s).

- i. No Objection Certificate from affiliating University/ Board with clear mention about provisions/ alternative arrangements made to take care of Education of existing students studying in the Institution in **Format 2** as prescribed on the Web-Portal (Applicable for Closure of Programme(s)/Course(s)).
- ii. Resolution of the Trust/Society/Company approving the Institution for Change in the Name of the Course(s)/ Merger of the Courses/ Reduction in Intake/ Closure of Programme(s)/ Course(s)/ duly signed by the Chairman/ Secretary in **Format 3**.

Note: It is the sole responsibility of the Institution / Promoters to obtain NoC from State Government (if applicable) before starting of the academic session.

2.10 Documents to be submitted at the time of Scrutiny Committee for approval of Change In the Name of the Institution

- i. No Objection Certificate from affiliating University/ Board in **Format 2** or A receipt with the Official Seal from the authorized signatory of the affiliating University/ Board as proof of submission of these documents
- ii. Resolution of the Trust/Society/Company approving the Institution for Change in the Name of the Institution/ duly signed by the Chairman/ Secretary in **Format 3**.

2.11 Documents to be submitted at the time of Scrutiny Committee for approval of Change In the Name of the affiliating University/Board

- i. No Objection Certificate from affiliating University/ Board in **Format 2** or A receipt with the Official Seal from the authorized signatory of the affiliating University/ Board as proof of submission of these documents
- ii. Resolution of the Trust/Society/Company approving the Institution for Change in the Name of the affiliating University/ Board duly signed by the Chairman/ Secretary in **Format 3**.

2.12 Documents to be submitted at the time of Scrutiny Committee for approval of Change in the Bank Details

- i. A notarized **Affidavit 9** of the Chairperson/Secretary of the Trust/ Society/ Company stating the reasons for the Change in the Bank Details.
- ii. Resolution of the Trust/ Society/ Company approving the Institution for Change in the Bank Details duly signed by the Chairperson/ Secretary in **Format 3**.
- iii. In case of merger of banks, NOC/Certificate from the bank to the effect that two or more banks are merged subject to Government notification.

2.13 Documents to be submitted at the time of Scrutiny Committee for approval of Change in the Name/Address of the Trust/ Society/ Company (subject to the existing Law)

- i. Approval from Charity Commissioner / Registrar of Societies / Registrar of Companies for Change in the Name/Address of the Trust/ Society/Company or merger of Trusts/Societies/Companies.
- ii. A notarized **Affidavit 10** of the Chairman/ Secretary of the Trust/ Society/ Company stating that there is no commercial or business angle for such change.
- iii. A registration document of the Trust/ Society/ Company indicating its members, objectives and Memorandum of Association and Rules, duly attested/ certified by the concerned Authority.
- iv. Details of the recommended BoG of the Institution constituted as per **Annexure-17** of the APH.
- v. In case of a Company established under Section 8 of the Companies Act, 2013, the MoA and Rules must contain a provision that the objective of the Company is not profit making and any surplus earning shall be used exclusively for the purpose of development of Technical Institution.
- vi. Land Documents/ Lease Deeds showing ownership in the Name of the new Trust/ Society/Company.
- vii. In case of merger of Trust/ Society/ Company, the transferor of Trust/ Society/ Company should transfer its Land, assets and Infrastructure by a registered transfer/conveyance deed in the Name of the transferee Trust/ Society/Company.
- viii. Proof of working capital (funds) as stated in **Clause 1.5.3** of Chapter I of the Approval Process Handbook, in the form of either Fixed Deposits in the Bank or latest Bank Statement of Accounts maintained in the Name of the new Trust/ Society/ Company in a Nationalized Bank or Scheduled Commercial Bank recognized by Reserve Bank of India, along with a Certificate issued by the Branch Manager of the Bank.
- ix. Approval from the Charity Commissioner/ Registrar of Societies/ Registrar of Companies regarding any change in the Name(s) of the Trustee(s)/Member(s).
- x. Resolution of the Trust/ Society/ Company approving Change in the Name of the Trust/ Society/ Company, mentioning the reasons for such Change in the Name duly signed by the Chairman/ Secretary in **Format 3**.

2.14 Documents to be submitted at the time of Scrutiny Committee for Approval of Collaboration and Twinning Programme(s)

- i. The Foreign University/ Institution shall furnish an authorized signatory letter declaring therein that the Diploma/Degree/ Post Diploma Certificate awarded to the students in India shall be recognized in the Parent Country and shall be treated equivalent to the corresponding Diploma/ Degree/ Post Diploma Certificate awarded by the University/ Institution at Parent Country.
- ii. Letter of the Trustee on the Fee to be charged and the Intake in each Course to be offered by a Foreign University/ Institution or the Technical Institution approved by the Council having Collaboration with Foreign University/ Institution, leading to a Diploma/ Degree/ Post Diploma Certificate.
- iii. A letter of the Trustee and the Foreign University/ Institution declaring the detailed guidelines for admission, entry Level qualifications, Fee of all kinds, the examination and evaluation and that there shall not be major deviations with the prescribed procedures in their Parent Country, vis-à-vis India.
- iv. A Letter of the Trustee wherein details of the Semesters that are conducted in India and Foreign Country as per **Clause 3.2** of the Approval Process Handbook.
- v. Bipartite agreement/ MoU between the Foreign University/ Institution and the Indian Partner Institution for this purpose.
- vi. Bipartite agreement/ MoU between the Indian Institution and the concerned affiliating University/ Board for this purpose.
- vii. **Affidavit 11** clearly mentioning among other provisions that the students failing to get Visa shall be accommodated in a similar Programme and that the University/Board shall register them for the purpose.
- viii. Attested Proof from Foreign University/ Institution that a similar Degree/ Diploma is offered in the Parent Country.
- ix. A letter from the participating Foreign University that the Degree would be awarded by the Foreign University/ Institution only in its Parent Country.
- x. Valid Certificate of NBA / NIRF ranking within Top 200 by Universities /Institutes in respect of the Course(s) to be offered under Collaboration and Twinning Programme.
- xi. Resolution of the Trust/ Society/ Company approving the Introduction of Collaboration and Twinning Programme in the Institution duly signed by the Chairman/ Secretary in **Format 3**.

2.15 Documents/Information to be submitted at the time of Scrutiny Committee for Approval of MBA/PGDM (IEV) course

Documents/Information to be submitted for MBA/PGDM (IEV) course as per the format are available in AICTE Website at www.aicte-india.org.

2.16 Documents/Information to be submitted at the time of Scrutiny Committee for Approval of Off-Campus.

Documents/Information to be submitted for Off-Campus are as per Annexure-1.

ANNEXURE-3

Norms for Land and Built-up Area Requirements of the Technical Institutions

3.1 Land Requirements for the Technical Institutions

For establishing an Institution offering Diploma/UG/PG Level courses in technical Programmes, the built-up area requirement will be calculated based on the approved intake and duration of the course per programme. The land required for the same will be based on prevailing FSI/FAR norms applicable for that location as declared by the respective competent authority to house the required built-up area as per norms. The same shall be applicable for the Institutions to be established/ already established in Mega/Metro/Urban/Rural areas.

For the Land area requirements, the following conditions need to be adhered:

- a. Institute shall have sufficient built up area to cover all the requirements of ALL the programs/ levels conducted as per the provisions of Approval Process Handbook.
- b. The Built-up area requirements as specified in the Approval Process Handbook (which is in- force) are adhered to.
- c. The Built-up area, achieved has to be approved by the concerned Development Authority as per the latest Building Bye-Laws (Development Controls) in that City/Town. Copy of the approved Plan along with the Completion Certificate/ Occupancy certificate issued by the concerned State Government authority needs to be provided. In case of partial/ provisional Occupancy Certificate issued by the State Government authority, the same shall be considered only for 2 consecutive Academic Years.
- d. Fire and life Safety Certificate from Fire Department of the concerned State Government authority is to be taken before submitting the application at AICTE.
- e. Additional Course(s)/Programme(s), in future can be allowed subject to the availability of Built-up areas as per FSI (FAR). However, if the additional construction is to be undertaken in the existing Building, then Structural Stability Certificate and Certificate of Safe Foundation to be provided by a Structural Engineer having a Master's Degree with specialization in Structural Engineering.
- f. The total Built-up area is to be calculated for the entire duration of the Course with mandatory prior sanctions and approvals from Competent Authority for the entire proposal.
- g. The Land area required shall be in a maximum of THREE plots. The Academic, Instructional, Administrative and Amenities area shall be in one plot. The distance between the plots shall not exceed 2 km. The remaining Land shall only be utilized for sporting Infrastructure/ Hostel/ Staff accommodation and related educational activities of the Institution. In such cases, adequate commutation facility between the plots shall be provided for the students and staff members.
- h. Considering the hilly nature of Land in North Eastern States and the hilly regions of States such as Himachal Pradesh, Uttarakhand and Jammu & Kashmir and Ladakh's UT or any area in any State declared as hilly by the concerned Government, Land shall be made available in 3 pieces which are not away from each other by more than 2 km. In such cases, adequate commutation facility between the plots shall be provided for the students and staff members.
- i. The institute shall provide ample space for play-ground (owned or hired) facilities for indoor and outdoor sports for the students either in the Campus or through arrangements with other adjacent Institutions, Corporation grounds, private facilities, etc.

NOTE:

- i. Starting other educational Course(s)/ Institutions (Technical/Non-Technical) in the surplus Land/ Built-up area arising out of the prevailing/ reduced norms of Land requirement is permissible. Further such surplus Land shall be used as per the Land Use Certificate given to the Trust/ Society/ Company by the concerned authority, subject to such Course(s)/ Institution sharing their own facilities to conduct such Programmes without sharing the essential facilities, such as Class Room, Laboratory etc. with the already approved Technical Institution. However, Common Amenities such as Administrative infrastructure, Canteen, Auditorium, Playground, Parking, etc. may be shared, provided it caters to all the students of all the Programmes.
- ii. For Change of Site/ Location or to start new Programme/ Level in the existing Institutions, mortgage of land is acceptable.
- iii. There is no separate Land required for existing Non-Technical Institutions offering Under Graduate/ Post Graduate Programme/Courses in Computer Application/Management.

3.2 Minimum Built-up Area Requirements

- a. The Institution area is divided into, Instructional area (INA, carpet area in m²), Administrative area (ADA, carpet area in m²), Amenities area (AMA, carpet area in m²).
- b. Access and Circulation Area (ACA) is around 25% of Built-up Area.
- c. Total Built-up area in m² is equal to (INA+ADA+AMA) + (ACA).
- d. In case of allied branches in Engineering and Technology, a maximum of 50% of Laboratories may be shared.
- e. For Post Graduate Programmes, Administrative area of Under Graduate Programmes may be shared.
- f. Institutions shall have the Barrier free environment and Sports facilities as specified in the Chapter VII of

3.2.1 Instructional Area

Particulars	Minimum Number of Rooms required	Carpet Area in Sq. mper Room
A. Engineering and Technology (Diploma/Under Graduate/ Post Graduate Degree/ Integrated/Dual Degree) Institutions		
Class Rooms	Total Number of Divisions per year x Total Duration of course in years x 0.5	66(For a division of 60) 33(For a division of 30)
Tutorial Rooms+	25% of total Class Room	33
Laboratory for First Year	4 (which includes 2 Laboratories for Basic sciences) : Up to an intake of 600	66
Laboratory other than First Year	2 per Course per Year up to an intake of 180 per course	66
Laboratory for Post Graduate Courses	1per Course	66
	1 Research Laboratory	66
Workshop	1 (Up to an intake of 600) +1 for an intake of 601-1200	200
Additional Laboratory/Workshop for "X" Category Courses	1	200 (For UG) 150(For Diploma)
CAD Centre/Drawing Hall#\$	1(Up to an intake of 600) +1 for an intake of 601-1200	132

Computer Centre	1 (Up to an intake of 600) + 1 for an intake of 601-1200	150
Seminar Hall	1	132
Library++	1	400
Language Laboratory+	1	33
<p>► For Courses having more than 3 Divisions, additional Laboratories equivalent to the required number on pro rata basis for the said Courses shall be created.</p> <p>► "X" Category Courses such as Mechanical, Production, Civil, Electrical, Chemical, Textile, Marine, Aeronautical and Allied/Relevant Courses shall require an Additional Laboratory/ Workshop.</p> <p>► Infrastructure Requirement shall be calculated on prorata basis for institutions having "Approved Intake" greater than 1200.</p>		
B. Planning (Under Graduate/ Post Graduate Degree/ Integrated Degree) Institution (Up to an intake of 120)		
Class Rooms	Total Number of Divisions per year x Total Duration of course in years x 0.5	60 (For UG) 30 (For PG)
Resource Centre	1	80
Computer Laboratory (First Year)	1	60
Studio (other than First Year)	1 per Course per Year	120
Post Graduate Studio	2	60
Model making and Carpentry Workshop	1	120
Art Court	1	100
Multi-Purpose Hall	1	150
Research Laboratory*	1	60
Computer Centre	1	75
Seminar Hall	1 per Under Graduate Institution	132
	1 per Diploma Institution	132
Library++	1	150
Language Laboratory#	1	30
C. Applied Arts and Crafts (Diploma/ Under Graduate/ Post Diploma/ Post Graduate Degree) Institution (Up to an intake of 90)		
Class Rooms	1 Room per Division per Year	66 (For Diploma & UG) 33 (For PG)
Tutorial Rooms+	25% of total Class Room	33
Workshop/Studio	1 per Course per Year	66
Common Workshop/Studio	1	90
Workshop/Studio(Post Graduate Courses)	1 per specialization	66
Studio/Display Room	1	132
Craft Centre	1	66
Computer Centre	1	75
Theatre/Seminar Hall	1	100
Library++	1	150
Language Laboratory+	1	33

D. Design (Diploma/ Under Graduate/ Post Graduate Degree) Institution(Up to an intake of 150)		
Class Rooms/Studio	1 per Division per Year	100 (For Diploma & UG) 66 (For PG)
Tutorial Rooms**	1 per Year	33
Laboratory/Workshop	1 per Division per Year	66
Photography Laboratory	1	66
Computer Laboratory	1	75
Seminar Hall	1	100
Library++	1	150
Language/Audio Visual Laboratory	1	33
E. Hotel Management and Catering Technology (Diploma/Under Graduate/Post Graduate Degree/ Integrated Degree) Institution (Up to an intake of 180)		
Class Rooms	Total Number of Divisions per year x Total Duration of course in years x 0.5	66 (For Diploma & UG) 33 (For PG)
Tutorial Rooms**	25% of total Class Room	33
Laboratory (Guest Room/House Keeping/ Front Office/ Kitchen)for First Year	3	66
Laboratory (Guest Room/ House Keeping/ Front Office/ Kitchen) other than First Year	2 per Course per Year	66
Laboratory/ Guest Room for Post Graduate Programme	1 per Specialization	66
Kitchen with Dining Hall	1	132
Restaurant	2	66
Computer Centre	1	75
Seminar Hall	1	132
Library++	1	150
Language Laboratory	1	33
F. Computer Applications UG/PG/ Integrated Degree Institution (Up to an intake of 300)		
Class Rooms	1 per Division per Year	66
Tutorial Rooms	25% of total Class Room	33
Computer Laboratory*	1	66
Computer Centre	1	150
Seminar Hall	1	132
Library++	1	100
Language Laboratory	1	33
G. Management (UG/PG/ Integrated Degree) Institution (Up to an intake of 360)		
Class Rooms	1 per Division per Year	66
Tutorial Rooms	25% of total Class Room	33
Computer Centre	1	150
Language Laboratory (Applicable only for UG)	1	33
Seminar Hall	1	132
Library++	1	100
Language Laboratory	1	33

Note:

1. It is desirable that an institution shall possess carpet area of 1.1 Sq. m per student to be utilized for teaching and learning purpose (class rooms and tutorial rooms). (Ref: NBCC)
2. Additional Laboratories to be created (if required) as per Curriculum of the concerned affiliating University.
3. + Language Laboratory shall have a minimum of 20 Computers with appropriate Software. Additional Number of Computers shall be increased on prorata basis for approved intake greater than 300 i.e. 0-300:20 Computers, 301-600:40 Computers, 601-900:60 Computers etc.
4. ++ Additional Library area of 50 m² per 60 Students beyond 420 "Approved Intake".
5. * Applicable only for Post Graduate Courses
6. ** Not Applicable for Post Graduate Courses.
7. \$ Not applicable for DMLT.
8. Diploma Laboratories, if shared with the Under Graduate Degree Courses shall be upgraded to meet requirements of the Under Graduate Curriculum.
9. Under Graduate Laboratories, if shared with Post Graduate Courses shall be upgraded to meet requirements of Post Graduate Curriculum.
10. The Institution shall have minimum one Smart Class Room/ Course with LCD projector, Smart Board, Internet Connection, etc.
11. Seminar Hall shall have proper furnishing and equipment such as LCD projector, Smart Board, PA system etc.
12. Institutions shall have MOOCs Facility Centre and Innovation/ Fab Laboratory/ Idea Implementation Centre/ Tinkering Laboratory/ Innovation Centre.
13. There are many nomenclatures common to Engineering Diploma and Applied Arts/ Crafts Diploma. Hence in all such multidisciplinary type of programs, actual requirements shall be evaluated by respective Boards.

3.3 Administrative Area (Carpet Area) in m²

An institution should possess a total administrative area of minimum 750 sq. m. for an approved intake up to 300. The particulars under administrative area includes Principal/Director Room, Board room (30 seater), Office all inclusive, Cabin for head of department and department office, Faculty cabins, Meeting room (15 seater), Central store, Maintenance room, Security cabin, Housekeeping room, Pantry for staff, Placement office etc. It is desirable that for an Institution having more than one program, the area for office all-inclusive shall be doubled.

3.4 Amenities Area (Carpet Area) in m²

An institution should possess a total amenities area of minimum 500 sq. m. for an approved intake up to 300. The particulars under amenities area includes Toilets (adequate number for ladies and gents), boys common room, girls common room, cafeteria, stationary store and reprography, first aid cum sick room. In addition to the same, it is also desired that Institutions shall possess additional amenities area such as guest house, sports club, auditorium, hostels (boys and girls), faculty and staff quarter's etc.

- NOTE:**
1. Institutions shall satisfy the total of Amenities & Administrative area as mentioned above. However, the individual areas for each particular mentioned above shall be decided by the Institution as per the standard norms followed (refer NBCC).
 2. Adequate Number of Toilets shall be provided for Ladies and Gents based on the total students and staff members available in the campus and the same shall be maintained hygienically.
 3. Access and Circulation area (ACA) of 25% of sum of Instructional, Administrative and Amenities area is desired for covering common walkways, staircases and entrance lobby.

3.5 Land Requirement

Land Requirement in Mega & Metro, Urban and Rural areas shall be decided based on FSI / FAR norms applicable to the respective areas under the concerned Municipal Corporation or the Local Authority that approves the Building Plans or the State Government / UT. However, the Institutions may refer the previous Approval Process Hand Book for more details.

ANNEXURE-4

Norms for Books, Library facilities, Computer, Software, Internet and Laboratory Equipment of the Technical Institutions

4.1 Computers, Software and Internet

Programme	Level	Number of PCs/ Laptop to student ratio (Minimum 20 PCs)
Engineering and Technology	Diploma	1:10
	Under Graduate	1:10
	Post Graduate	1:4
Planning	Under Graduate	1:6
	Post Graduate	1:4
Applied Arts and Crafts	Diploma	1:6
	Under Graduate	1:6
	Post Graduate	1:4
Design	Under Graduate	1:6
	Post Graduate	1:4
Hotel Management and Catering Technology	Diploma	1:6
	Under Graduate	1:6
Computer Application	Under Graduate	1:10
	Post Graduate	1:4
Management	Under Graduate	1:10
	Post Graduate	1:6

Note:

1. Institution shall possess adequate number of Systems Software and Application software including plagiarism checking software with a valid license.
2. All PC's/ Laptops shall be connected through LAN/Wi-Fi.
3. The institutions shall possess printers up to a minimum 5% of the total number of PCs/Laptops.
4. At least one printer to be A1 Size Color Printer/ Plotter s required for the programme- Planning.
5. The Institution shall possess an Internet bandwidth based on the approved intake. For Intake up to 300: 100Mbps, 301-600: 300Mbps, 601-900: 500Mbps, > 900: 1Gbps.
6. Utilization of Open Source Software shall be encouraged.
7. Secured Wi-Fi facility with reliable hardware is highly recommended.
8. Library, Administrative Offices and Faculty members shall be provided with exclusive computing facilities along with LAN and Internet. This shall be considered as over and above the requirement meant for PCs to students' ratio.
9. PC shall also include Laptop in the inventory of the Institution.
10. Every Department shall have separate Computer Laboratory with at least 20 Computers.

11. Effective utilization of ICT/ Research/ Other academic related facilities extended by agencies/ organizations through MoU with AICTE is highly recommended (<https://www.aicte-india.org/education/collaborations>).

4.2 Laboratory Equipment and Experiments

The Laboratories shall have appropriate and adequate number of equipment as prescribed by the affiliating University/ Board's Curriculum for the effective conduct of laboratories.

4.3 Books and Library Facilities

Programme	Total Number of Divisions	Titles	Volumes	Reading Room Seating Capacity % of Total Students
		Number		
Diploma				
Engineering and Technology/ Applied Arts and Crafts/ Hotel Management and Catering Technology	B	50# (First Year)	5xNo.of Titles x B	15 % (Max. 150)
		50# 50* Per Course from 2nd Year Onwards	5xNo.of Titles x B	
Under Graduate				
Engineering and Technology	B	100#(First Year)	5xNo.of Titles x B	15 % (Max. 150)
		50* per Course from 2nd Year to 4th Year	5xNo.of Titles x B	
Management & Computer Application	B	50# Per Year	5xNo.of Titles x B	
Planning	B	100# (First Year)	5xNo.of Titles x B	
		50* Per Year from 2nd Year to 4th Year	5xNo.of Titles x B	
Applied Arts and Crafts/ Design	B	100# (First Year)	5xNo.of Titles x B	
		50* Per year from 2nd Year to 4th Year	5xNo.of Titles x B	
Hotel Management and Catering Technology	B	100# (First Year)	5xNo.of Titles x B	
		50* Per Year from 2nd Year to 4th Year	5xNo.of Titles x B	
Post Graduate				
Engineering and Technology/ Planning/ Applied Arts and Crafts/ Design/Hotel Management and Catering Technology	B	50 Per Course	4xNo.of Titles x B	25 % (Max. 100)
MCA/ PGDM/ MBA	B	100#	5xNo.of Titles x B	
		50*	5xNo.of Titles x B	

B - Number of Divisions at First year

Book Titles and Volumes required at the time of starting a new Technical Institution equally distributed per subject.

* Annual Increment equally distributed per subject.

NOTE:

- 1 Total number of Titles and Volumes shall be increased in continuation till 10 years from the starting of the course(s), which shall be the minimum stock of Books. After 10 years as per the Affiliating Body Curriculum and Syllabus, the Older Edition Books shall be replaced with latest edition by 5% of the total minimum Books required for that Programme.
 - 2 Books shall also include subjects of Sciences, Humanities, Management and Social Sciences as per the requirements of the Curriculum and Syllabus.
 - 3 The reading room shall possess Multimedia PC's for Digital Library/Internet surfing to cater up to 10% of total students (Maximum limited to 30 PC's)
 - 4 It is desired that the Library shall be kept functional for the students and faculty members for a minimum of 16 hrs. per day on working days and 12 hrs. on non-working days
 - 5 Reprographic center including scanning facility in the Library is essential.
 - 6 Facilities to access the Online Courses is essential.
 - 7 Library automation software including Bar coding is desirable.
 - 8 Up to 66% of the total number of Titles and Volumes may be in the form of e-books with intranet access mandatory in case of Post Graduate Level Programme(s) and shall be desirable in case of UG/ Diploma Programme(s). Member in NDL/ Indian National Digital Library in Engineering Sciences and Technology (INDEST) or any other National Consortium is permissible for e-books.
 - 9 The Institution shall be a member of National Digital Library(NDL) and shall encourage faculty members and students to secure membership. Aggregators may also be used.
- 4.4 Laboratory Equipment and Experiments

Programme	Total Number of Courses (N)	Journals indexed by Scopus/ Web of Science/ Medline
Diploma		
Engineering and Technology Planning/ Applied Arts and Crafts/ Design/ Hotel Management and Catering Technology	Adequate Number of Journals /Periodicals / Magazines Providing Exposure to New Products/ Ideas/Concepts etc.	
Under Graduate & Post Graduate		
Engineering and Technology/Planning/Applied Arts and Crafts/ Design Hotel Management and Catering Technology/ Management/Computer Applications	6x N (For each Level)	

- NOTE: 1. All the Journals in the Library are to be "subscribed" and are to be indexed
2. Subscription may NOT necessarily mean Individual Procurements, but can be part of University / State / Group of Institutes in a "Consortium".
 3. The e-Shodh Sindhu is providing support in negotiating the prices of e-resources to AICTE approved Technical Institutions. The same shall be explored by the Institutions.
 4. Journals shall also include subjects of Science, Humanities, Management and Social Science



ANNEXURE-5

Norms for Faculty Requirements and Cadre Ratio of the Technical Institutions

5.1 Diploma/ Post Diploma Certificate Programme

Programme	Faculty:Student based on Approve Intake	Principal/Director	Head of the Department	Faculty	Total
		A	B	C	D = A+B+C
Engineering and Technology/ Applied Arts and Crafts Design/ Hotel Management and Catering Technology	1:25	1	1 per Department	(S/ 25) – 1	S/25

S - Sum of the number of students as per "Approved Intake" for all years

5.2 Under Graduate Degree Programme

Programme	Faculty: Student Ratio based on Approved Intake	Principal/Director	Professor	Associate Professor	Assistant Professor	Total
		A	B	C	D	A+B+C+D
Engineering and Technology	1:20	1	$\frac{S}{20xR} \times 1$	$\frac{S}{20xR} \times 2$	$\frac{S}{20xR} \times 6$	$\frac{S}{20}$
Planning	1:16	1	$\frac{S}{16xR} \times 1$	$\frac{S}{16xR} \times 2$	$\frac{S}{16xR} \times 6$	$\frac{S}{16}$
Applied Arts and Crafts	1:15	1	$\frac{S}{15xR} \times 1$	$\frac{S}{15xR} \times 2$	$\frac{S}{15xR} \times 6$	$\frac{S}{15}$
Design	1:15	1	$\frac{S}{15xR} \times 1$	$\frac{S}{15xR} \times 2$	$\frac{S}{15xR} \times 6$	$\frac{S}{15}$
Hotel Management and Catering Technology	1:20	1	$\frac{S}{20xR} \times 1$	$\frac{S}{20xR} \times 2$	$\frac{S}{20xR} \times 6$	$\frac{S}{20}$
Computer Applications	1:25	1	$\frac{S}{25xR} \times 1$	$\frac{S}{25xR} \times 2$	$\frac{S}{25xR} \times 6$	$\frac{S}{25}$
Management	1:25	1	$\frac{S}{25xR} \times 1$	$\frac{S}{25xR} \times 2$	$\frac{S}{25xR} \times 6$	$\frac{S}{25}$

S - Sum of the number of students as per "Approved Intake" for all years, R = (1+2+6)=9

5.3 Post Graduate Degree Programme

Programme	Faculty: Student based on Approved Intake	Principal/Director	Professor	Associate Professor	Assistant Professor	Total
		A	B	C	D	A+B+C+D
Engineering and Technology*	1:15	-	$\frac{S}{15xR}$	$\frac{S}{15xR}$	$\frac{S}{15xR}$	$\frac{S}{15}$
Planning	1:10	-	$\frac{S}{10xR}$	$\frac{S}{10xR}$	$\frac{S}{10xR}$	$\frac{S}{10}$
Applied Arts and Crafts	1:15	-	$\frac{S}{15xR}$	$\frac{S}{15xR}$	$\frac{S}{15xR}$	$\frac{S}{15}$
Design	1:15	-	$\frac{S}{15xR}$	$\frac{S}{15xR}$	$\frac{S}{15xR}$	$\frac{S}{15}$
Hotel Management and Catering Technology*	1:12	-	$\frac{S}{12xR}$	$\frac{S}{12xR}$	$\frac{S}{12xR}$	$\frac{S}{12}$
Computer Application (MCA)#	1:20	1	$\frac{S}{20xR} \times 1$	$\frac{S}{20xR} \times 2$	$\frac{S}{20xR} \times 6$	$\frac{S}{20}$
Management MBA/ PGDM#	1:20	1	$\frac{S}{20xR} \times 1$	$\frac{S}{20xR} \times 2$	$\frac{S}{20xR} \times 6$	$\frac{S}{20}$
S - Sum of the number of students as per "Approved Intake" for all years In case of non-availability of qualified Professor, an Associate Professor may be considered. *R = (1+1+1); #R = (1+2+6)						

In case of the average admission during last 3 years is less than or equal to 50% of the average sanction intake, the requirement of faculty members shall be reduced by 25% on account of the number of batches of students going to laboratory/ project work/ seminars/workshops etc. The same is illustrated below.

Sanctioned Intake during last 3 academic years.	Average admissions during last three academic years	Duration of course in years	Faculty required as per norms	Faculty required as per recommendations
300	175 (Above 50 %)	4	60	60
300	130 (Below 50 %)	4	60	45 (60 X 0.75)

In case of non-availability of qualified Professor, an Associate Professor may be considered.

In Integrated Planning Course, Faculty requirement is 1:16 for the first three years and 1:10 for the next two years.

Cadre Ratio shall be 1:2:6 (Not applicable to Diploma Level).

ANNEXURE-6

Norms for PGDM/PGCM Courses

- 6.1 The duration of the Post Graduate Diploma in Management (PGDM) Course shall be 2 years.
- 6.2 Post Graduate Certificate in Management (PGCM) Course shall be of 1 year duration.
- 6.3 PGDM Programme shall be of duration of 18 Months for working professionals having a minimum of 3 years relevant managerial/supervisory experience.
- 6.4 The Academic calendar for admission of students shall be followed as prescribed by AICTE. The admission shall be started from 1st March (subject to the grant of EoA for the current Academic Year by the Council) and end by 30th June every year.
- 6.5 Admission to PGDM Courses shall be made only from the candidates qualified from any one of the six All India tests, i.e.; CAT, XAT, CMAT, ATMA, MAT, GMAT or the common entrance examinations (if any) conducted by the respective State Governments / Central Government (CUET) for all Institutions other than Minority Institutions.

The candidates shall be short listed on the basis of the overall rank computed taking into account of the following components and their weights:

- i. Score in the Common Admission test - 35 to 60%
 - ii. Score for academic performance in X Std., XII Std., Under Graduate Degree/ Post Graduate Degree - 5 to 25%
 - iii. Group discussion/ interview - 20 to 45%
 - iv. Weight age for participation in Sports, Extra-Curricular activities, Academic diversity and Gender diversity - 5 to 20%
- 6.6 PGDM Institutions shall publish the information regarding the name of the Common Admission test, from which the candidates are selected for admission, the percentage of scores of the above components on its website and admission Brochure well before the admission process initiated and inform the Applicants through specific communications.
 - 6.7 The Institution shall clearly display and inform AICTE (through URL under attachment tab in web portal) and clearly display on the Institution Web site the eligibility criteria, selection procedure and the merit list of the candidates who have applied for the Programme. The selection of the students shall be strictly on the basis of merit only.
 - 6.8 Institutions shall upload PGCM/ PGDM students' enrolment data in the prescribed format on AICTE Web-Portal within one month from the last date as prescribed by AICTE for admission every year. If it is not uploaded, the Council shall not permit such institutions to apply for approval for the next Academic Year.
 - 6.9 The Institutions shall mandatorily mention the enrolment number allotted to each student by AICTE in their Diploma Certificate and mark sheets as per the format available in AICTE Portal.
 - 6.10 Institutions may devise their own Curriculum for PGCM/ PGDM Courses, however it shall be in conformity with the Model Curriculum developed by AICTE and incorporate significant part of academic components in their Curriculum. To introduce any new Course, the nomenclature and Syllabus of the same shall be submitted to the Policy and Academic Planning Bureau, AICTE for approval of the concerned Board.

- 6.1 The duration of the Post Graduate Diploma in Management (PGDM) Course shall be 2 years.
- 6.2 Post Graduate Certificate in Management (PGCM) Course shall be of 1 year duration.
- 6.3 PGDM Programme shall be of duration of 18 Months for working professionals having a minimum of 3 years relevant managerial/supervisory experience.
- 6.4 The Academic calendar for admission of students shall be followed as prescribed by AICTE. The admission shall be started from 1st March (subject to the grant of EoA for the current Academic Year by the Council) and end by 30th June every year.
- 6.5 Admission to PGDM Courses shall be made only from the candidates qualified from any one of the six All India tests, i.e.; CAT, XAT, CMAT, ATMA, MAT, GMAT or the common entrance examinations (if any) conducted by the respective State Governments / Central Government (CUET) for all Institutions other than Minority Institutions.

The candidates shall be short listed on the basis of the overall rank computed taking into account of the following components and their weights:

- i. Score in the Common Admission test - 35 to 60%
 - ii. Score for academic performance in X Std., XII Std., Under Graduate Degree/ Post Graduate Degree - 5 to 25%
 - iii. Group discussion/ interview - 20 to 45%
 - iv. Weight age for participation in Sports, Extra-Curricular activities, Academic diversity and Gender diversity - 5 to 20%
- 6.6 PGDM Institutions shall publish the information regarding the name of the Common Admission test, from which the candidates are selected for admission, the percentage of scores of the above components on its website and admission Brochure well before the admission process initiated and inform the Applicants through specific communications.
 - 6.7 The Institution shall clearly display and inform AICTE (through URL under attachment tab in web portal) and clearly display on the Institution Web site the eligibility criteria, selection procedure and the merit list of the candidates who have applied for the Programme. The selection of the students shall be strictly on the basis of merit only.
 - 6.8 Institutions shall upload PGCM/ PGDM students' enrolment data in the prescribed format on AICTE Web-Portal within one month from the last date as prescribed by AICTE for admission every year. If it is not uploaded, the Council shall not permit such institutions to apply for approval for the next Academic Year.
 - 6.9 The Institutions shall mandatorily mention the enrolment number allotted to each student by AICTE in their Diploma Certificate and mark sheets as per the format available in AICTE Portal.
 - 6.10 Institutions may devise their own Curriculum for PGCM/ PGDM Courses, however it shall be in conformity with the Model Curriculum developed by AICTE and incorporate significant part of academic components in their Curriculum. To introduce any new Course, the nomenclature and Syllabus of the same shall be submitted to the Policy and Academic Planning Bureau, AICTE for approval of the concerned Board.
 - 6.11 Board of Governors (BoG)/Board of Management (BoM) is to be constituted as per Annexure-17 of the Approval Process Handbook for Standalone PGDM Institutions. The minutes of the meetings of the Board of Governors (BoG)/ Board of Management (BoM) shall be uploaded periodically in the website of the Institutions.
 - 6.12 PGDM Institutions shall refund the Fee collected, after deducting an amount of Rs. 1000/- (One Thousand only) as processing Fee and return the Certificates to the students withdrawing the admission before the last date of admission, irrespective of the reasons for withdrawal of admission. The last date for withdrawal of

admission for the purpose of refund of Fee shall be 30th June of every year.

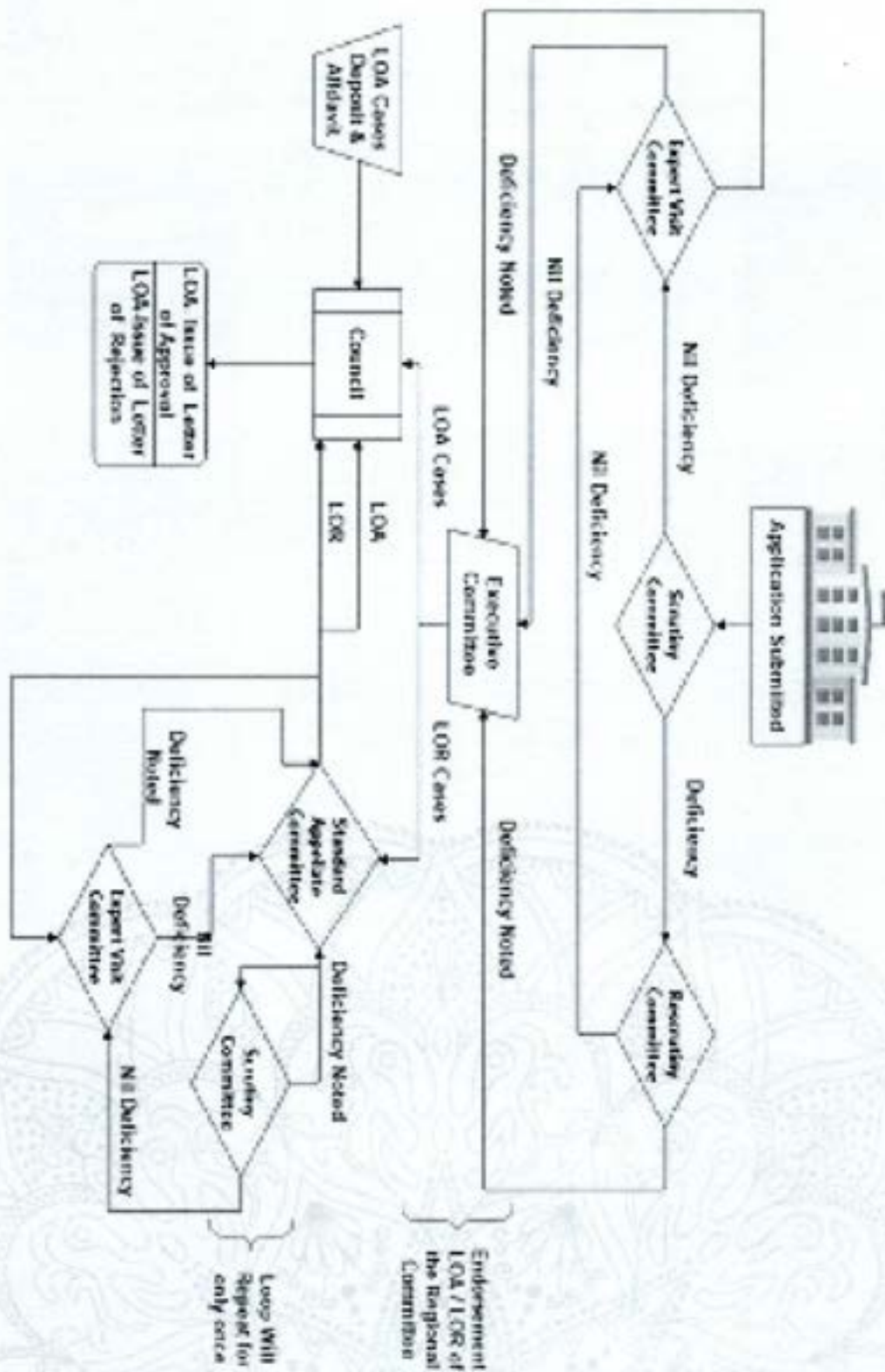
- 6.13 PGDM Institutions shall publish the Fee being charged in its web site and admission Brochure well before the admission process is initiated and inform the Applicants through specific communications.
- 6.14 PGDM Institutions shall follow norms and standards and conditions prescribed by the Council from time to time.
- 6.15 PGDM Institutions should upload both the Transcripts and Certificates of all the students passed out on Academic Bank of Credit (ABC) and provide ABC registration details on AICTE portal.
- 6.16 The rules with respect to matters relating to examinations and arbitration shall be decided by the All India Board of Management, AICTE.
- 6.17 OMBUDSPERSON shall be appointed as per All India Council for Technical Education (Redressal of Grievance of Students) Regulation, 2019 vide F. No. 1-101/PGRC/AICTE/ Regulation/2019 dated 07.11.2019.
- 6.18 The academic session shall normally be from 1st July of the Current Calendar Year to 30th June of the next Calendar Year.
- 6.19 The Standalone Institutions (PGDM) are falling under THREE categories, as Category I, II and III based on the All India Council for Technical Education (Categorisation of Standalone Institutions (SIs) for Grant of Graded Autonomy) Regulations, 2019.

Category I/ II Institutions shall have to update the data in AICTE Web-Portal on annual basis and comply the norms and standards as specified by AICTE from time to time. An Affidavit 2 to this effect shall be submitted annually to AICTE. Student enrolment details shall be uploaded in the Web-Portal within one month from the last date for admission every year. Also, Institutions should upload both the Transcripts and Certificates of all the students passed out on Academic Bank of Credit (ABC) and provide ABC registration details on AICTE portal.

- 6.20 Standalone institutions offering PGDM/PGCM courses under the same Trust/Society but located at different cities/states shall be permitted for consolidation. The students could be admitted through a centralised admission process and also the semester / yearly examinations could be conducted centrally. However, all the institutions which are subject for consolidations shall mandatorily adhere to the norms and conditions w.r.t infrastructure, land and faculty individually. Faculty sharing shall be permitted among the consolidated campuses for delivery of expert lectures. However, each campus shall maintain its faculty student ratio as prescribed by the council. The main campus of such institutions which are intending for consolidation shall fall under the Category 1 or 2 of the graded autonomy granted by AICTE. If not, the institution shall submit an undertaking that they shall secure Graded autonomy within 2 years from the date of consolidation.
- 6.21 If any complaints are received regarding violation of prescribed norms, AICTE shall inspect the Institution and punitive action as specified in Chapter VII of the Approval Process Handbook shall be initiated.
- 6.22 The existing standalone PGDM institutions may run Fellow Program in Management (FPM) based on their eligibility as specified in Clause 2.12 of Chapter II.
- 6.23 The Conduct and Admission procedure for such approved FPM program shall be in line with the norms as specified in Annexure-15.

ANNEXURE-7

Process Flow Chart for the Establishment of a New Technical Institution Issue of LoA/ LoR





ANNEXURE-8

Norms for Duration, Entry Level Qualifications and Statutory Reservations for the Technical Programmes

To make the students employable after every exit, the skill component with progressive enhancement in skills in respective disciplines may be introduced in the curriculum right from the 1st year of the program by the concerned regulatory body/ University/ Technical Board, as the case may be.

While allowing exit at the end of first year, institutes may prescribe mandatory skill course module on Technical Communication and Computer Proficiency (Data Entry etc.), Civil / Mechanical Draftsmanship, Electrical maintenance etc.

Sr. No	Academic Level	Entry Level Qualifications	Qualifications at Exit	NCrF Level
1	10th Std.		10th Standard	3.0
2	11th Std. /1st yr. of Diploma	10th Completed	A candidate exits with 10+1 year of Diploma; Certificate of Vocation (C. Voc.)	3.5
3a	12th Std.	Passed 11th std.	12th Standard	4.0
3b	2nd yr. of Diploma	A candidate completing 10+1 year of Diploma (C. Voc.) or equivalent vocational training with level 3.5 or passed 12th std.	A candidate exits with 10+2 years with Diploma of Vocation	4.0
4a	Third yr. of Diploma	A candidate completing 10+2 years with Diploma of Vocation or equivalent vocational training with level 4	Diploma Engg.	4.5
4b	1st yr. of UG Degree	A candidate completing 10+2 years with Diploma of Vocation or passed 12th std. or equivalent vocational training with level 4	UG Certificate	4.5
5	2nd yr. of UG Degree	A candidate with Diploma in appropriate branch of Engineering/ UG Certificate/ Equivalent Vocational or Technical Program level 4.5	UG Diploma (Engg.)	5.0
6	3rd yr. of UG Degree	A candidate with 10+3+1/12+2/ UG Diploma (Engg.) in appropriate domain with level 5	B.Voc./ B.Sc	(Engg.)/ UG Degree
7	Final yr. of UG Degree	A candidate with 3 yrs. Bachelor degree in Vocation / B.Sc (Engg.)/ UG Degree with level 5.5	B.E./B. Tech./ UG	Degree (Hons.)
8	1st yr. of PG Degree	A candidate with 4 yrs. Bachelor(level 6.00)	PG Diploma/ M.Voc	6.5
9	Final Year of PG Degree	1 year of PG Degree/ PG Diploma/ M.Voc(Level 6.5) in appropriate domain	M Tech/ PG Degree (Engg.)/ PG Degree	7.0
10	Ph.D/ Fellow Program	B.Tech. with 75% Marks or equivalent CGPA/ PG		8.0

National Credit Framework(NCrF) for UG & PG Courses in Engineering Students who exit after 2nd year of B.Tech. course must undergo skill modules on IT/Hardware Networking / METLAB or Branch specific skill module.

Course structure at 3rd year and 4th year of B.Tech. is already Engineering specific, students who exit after 3-years may be awarded UG Degree/ B. Voc/ B.Sc(Engg.).

For Diploma students who exit after 1st year, Certificate of Vocation (C.Voc.) and who exit after 2nd year Industrial Training Certificate(ITC)/ Diploma of Vocation may be awarded.

At each entry level, Institution/ University has to identify the educational gaps/ skill gaps and suitable bridge courses may be offered.

8.1 Diploma Course:

Sl. No.	Programme	Duration	Eligibility	NCrF Level
I	Engineering and Technology	3 -years	Passed 10th Std./ SSC examination	3.0
II	Applied Arts and Crafts	3 Years	Passed 10th Std./ SSC examination	3.0
III	Design	3 years	Passed 10th Std./ SSC examination	3.0
IV	Hotel Management and Catering Technology	3 years	Passed 10+2 examination	4.0
		5 years	Passed 10th Std./ SSC examination	3.0
V	All Programmes (Lateral Entry to Second Year Diploma)	2 years	<p>Passed 10+2 examination with Physics/ Mathematics / Chemistry/ Computer Science/ Electronics/ Information Technology/ Biology/ Informatics Practices/ Biotechnology/ Technical/Vocational subject/ Agriculture/ Engineering Graphics/ Business Studies/ Entrepreneurship as per table 8.4</p> <p>Or</p> <p>10th + 2 year ITI shall be eligible for admission to Second Year Diploma Course(s) in Any branch of Engineering and Technology.</p> <p>(The Affiliating Body will offer suitable bridge courses such as Mathematics, Physics, Engineering drawing, etc., for the students coming from diverse backgrounds to achieve desired learning outcomes of the programme)</p>	4.0

Post Diploma

Sl. No.	Programme	Duration	Eligibility
1	Engineering and Technology	18 Months or 2 years	Passed Diploma examination with at least 50% marks (45% marks in case of candidates belonging to reserved category) in the qualifying examination.

8.2 Under Graduate Degree

Sl. No.	Programme	Duration	Eligibility	NCrF Level
I	Engineering and Technology*	4 years	<p>Passed 10+2 examination with Physics/ Mathematics/ Chemistry/ Computer Science/ Electronics/ Information Technology/ Biology/ Informatics Practices/ Biotechnology/ Technical Vocational subject/ Agriculture/ Engineering Graphics/ Business Studies/ Entrepreneurship as per table 8.4 Agriculture stream (for Agriculture Engineering) Obtained at least 45% marks (40% marks in case of candidates belonging to reserved category) in the above subjects taken together. OR Passed D.Voc. Stream in the same or allied sector.</p> <p>(The Universities will offer suitable bridge courses such as Mathematics, Physics, Engineering drawing, etc., for the students coming from diverse backgrounds to prepare Level playing field and desired learning outcomes of the programme)</p>	4.0
II	Planning	4 years	<p>Passed 10+2 examination with eligibility as per table 8.4 Obtained at least 45% marks (40% in case of candidates belonging to reserved category) in the qualifying Examination. OR Passed D.Voc. Stream in the same or allied sector.</p>	4.0
III	Applied Arts and Crafts	4 years	<p>Passed 10+2 examination Obtained at least 45% marks (40% in case of candidates belonging to reserved category) in the qualifying Examination. OR Passed D.Voc. Stream in the same or allied sector.</p>	4.0
IV	Design	4 years	<p>Passed 10+2 examination Obtained at least 45% marks (40% in case of candidates belonging to reserved category) in the qualifying Examination. OR Passed D.Voc. Stream in the same or allied sector.</p>	4.0
V	Under Graduate Courses in Computer Application (BCA)	3/4 years	<p>Passed 10+2 examination with eligibility as per the Affiliating University Admission Policy. OR A pass in diploma in Commercial Practice or equivalent</p>	4.0
VI	Under Graduate Courses in Management (BBA/BMS/BBM etc.)	3/4 years	<p>Passed 10+2 examination with eligibility as per the Affiliating University Admission Policy.</p>	4.0

VII	Hotel Management and Catering Technology	4 years	<p>Passed 10+2 examination</p> <p>Obtained at least 45% marks (40% in case of candidates belonging to reserved category) in the qualifying Examination.</p> <p>OR</p> <p>Passed D.Voc. Stream in the same or allied sector.</p>	4.0
VIII	Engineering and Technology (Lateral Entry to Second year)	3 years	<p>Passed Minimum THREE years / TWO years (Lateral Entry) Diploma examination with at least 45% marks (40% marks in case of candidates belonging to reserved category) in ANY branch of Engineering and Technology.</p> <p>OR</p> <p>Passed B.Sc. Degree from a recognized University as defined by UGC, with at least 45% marks (40% marks in case of candidates belonging to reserved category) and passed 10+2 examination with Mathematics as a subject.</p> <p>OR</p> <p>Passed B.Voc./3-year D.Voc. Stream in the same or allied sector.</p> <p>(The Universities will offer suitable bridge courses such as Mathematics, Physics, Engineering drawing, etc., for the students coming from diverse backgrounds to achieve desired learning outcomes of the programme)</p> <p>Refer Annexure-8</p>	4.5
IX	Engineering and Technology (Lateral Entry to Third year)#	2 years	UG Diploma in Engg.	5.0
X	Engineering and Technology (Lateral Entry to Final year)#	1 year	B.Voc. in relevant discipline	5.5
XI	All Programmes Other than Engineering and Technology/ Planning/ Design	Lateral Entry to Second year	Passed Minimum 3-years / 2-years (Lateral Entry) Diploma examination in a Programme with at least 45% marks (40%marks in case of candidates belonging to reserved category) in appropriate Programme.	4.5

NOTE: Admission of B.Tech/B.E graduates, in other branches of Engineering as an additional degree through Lateral Entry will be facilitated by the respective Technical Universities by allowing them to take admission at appropriate level of B.Tech/B.E. discipline/branch of Engineering. [Refer AICTE circular No. F.No. AICTE/P&AP/Misc/2020 dated 09.08.2021]

8.3 Post Graduate Diploma / Post Graduate Degree / Post Graduate Certificate

Sl. No.	Programme	Duration	Eligibility	NCrF Level
I	Engineering and Technology	2 years	Passed Bachelor's Degree or equivalent. Obtained at least 50% marks (45% marks in case of candidates belonging to reserved category) in the qualifying examination.	6.0
II	Engineering and Technology (Certificate)	1 year	Passed Bachelor's Degree or equivalent. Obtained at least 50% marks (45% marks in case of candidates belonging to reserved category) in the qualifying examination.	6.0
III	Planning	2 years	Passed Bachelor Degree in Planning/ Architecture/ Civil Engineering OR Passed Master Degree of Geography/ Economics/ Social Sciences or equivalent Degree.	6.0
IV	Applied Arts and Crafts	2 years	Passed Bachelor Degree in Fine Arts or equivalent Degree. Obtained at least 50% marks (45% marks in case of candidates belonging to reserved category) in the qualifying examination.	6.0
V	Design	2 years	Passed Bachelor Degree of minimum 4 years duration. Obtained at least 50% marks (45% marks in case of candidates belonging to reserved category) in the qualifying examination.	6.0
VI	Hotel Management and Catering Technology	2 years	Passed Bachelor Degree in Hotel Management and Catering Technology/ Hotel Management of minimum 4 years duration or equivalent Degree. Obtained at least 50% marks (45% marks in case of candidates belonging to reserved category) in the qualifying examination.	6.0
VII (a)	Computer Application (MCA 1 st Year)	2 years	Passed any graduation degree (e.g.: B.E. / B.Tech./ B.Sc / B.Com. / B.A./ B. Voc./ BCA etc.,) preferably with Mathematics at 10+2 level or at Graduation level Obtained at least 50% marks (45% marks in case of candidates belonging to reserved category) in the qualifying examination. (for students having no Mathematics background compulsory bridge course will be framed by the respective University/ Institution and additional bridge courses related to computer subjects as per the norms of the concerned University).	5.5

VII (b)	Computer Application [MCA Second Year (Lateral Entry)]	1 year	B Tech/B.E. (CSE/IT) subject to availability of seats and BCA (4 Years)	6.0
VIII (a)	Management (MBA/MMS) 1 st Year	2 years	Passed Bachelor Degree of minimum 3 years duration. Obtained at least 50% marks (45% marks in case of candidates belonging to reserved category) in the qualifying examination.	5.5
VIII (b)	Management (MBA/MMS) 2 nd Year (Lateral Entry)	1 Year	BE/B Tech or BBA / BMS (4 Years)	6.0
IX	Management (PGCM)	1 year	Passed Bachelor's Degree of minimum 3 years duration. Obtained at least 50% marks (45% marks in case of Candidates belonging to reserved category) in the qualifying examination.	5.5
X	Management (PGDM)	2 years*	Passed any Bachelors Degree of minimum 3 years duration. Obtained at least 50% marks (45% marks in case of candidates belonging to reserved category) in the qualifying examination.	5.5
		18 months	Passed any Bachelors Degree of minimum 3 years duration and a minimum of 3 years relevant managerial/ supervisory experience. Obtained at least 50% marks (45% marks in case of candidates belonging to reserved category) in the qualifying examination.	5.5

* With exit option of PGCM after completion of 1st year subject to fulfilling the required credits

8.4 Diploma/Under Graduate Engineering Entry level qualification 10+2 level

Sr. No.	Major Disciplines	Mandatory Courses at 10+2 Level	Other relevant Course(s) for this discipline
1	Aeronautical Engineering	Phy, Chem, Maths	NA
2	Agriculture Engineering**	Phy, Chem OR Agriculture stream	Maths/Biology/Biotechnology/Agriculture/ Agriculture stream
3	Architecture	As per Norms of Council of Architecture (CoA)	
4	Planning	Maths	For remaining two courses select any courses out of 14#
5	Biotechnology**	Phy, Chem	Select any one from Bio/Biotechnology/Maths
6	Ceramic Engineering	Phy, Chem, Maths	NA
7	Civil Engineering	Phy, Chem, Maths	NA
8	Computer Science and Engineering	Phy, Maths	For remaining single course select any courses out of 14#
9	Chemical Engineering	Phy, Chem, Maths	NA
10	Dairy Engineering	Phy, Chem, Maths	NA
11	Electrical Engineering	Phy, Maths	For remaining single course select any courses out of 14#
12	Energy Engineering	Phy, Chem, Maths	NA
13	Electronics Engineering	Phy, Maths	For remaining single course select any courses out of 14#
14	Mechanical Engineering	Phy, Chem, Maths	NA
15	Fire and Safety Engineering	Phy, Chem, Maths	NA
16	Food Engineering	Chem	For remaining two courses select any courses out of 14#
17	Leathe Technology	Chem	For remaining two courses select any courses out of 14#
18	Marine Engineering	Phy, Chem, Maths	NA
19	Metallurgy Engineering	Phy, Chem, Maths	NA
20	Military Engineering	Phy, Chem, Maths	NA
21	Mining Engineering	Phy, Chem, Maths	NA
22	Nano Technology	Phy, Chem, Maths	NA
23	Nuclear Science and Technology	Phy, Chem, Maths	NA
24	Packaging Technology	Nil	Select any courses out of 14#

25	Pharmaceutical Engineering**	Phy, Chem	Select any one from Bio/Biotechnology/Maths
26	Printing Engineering**	Phy, Chem	For remaining single course select any courses out of 14#
27	Textile Engineering	Phy, Chem, Maths	NA
28	Fashion Technology	Nil	Select any courses out of 14#
29	Textile Chemistry	Chem	For remaining two courses select any courses out of 14#

** First one or two Semesters may be so designed that students with Biology/Biotechnology background have adequate courses on Maths and Vice Versa and then the class is at level studying field for the rest of the semesters.

#Physics/ Mathematics / Chemistry/ Computer Science/Electronics/Information Technology/ Biology/ Informatics Practices/ Biotechnology/ Technical Vocational subject/ Agriculture/ Engineering Graphics/ Business Studies/ Entrepreneurship.

8.5 Integrated / Dual Degree Courses

Sl. No.	Programme	Duration	Eligibility
I	Engineering and Technology	5 years	<p>Passed 10+2 examination with Physics/ Mathematics / Chemistry/ Computer Science/Electronics/Information Technology/ Biology/ Informatics Practices/ Biotechnology/ Technical Vocational subject/ Agriculture/ Engineering Graphics/ Business Studies/Entrepreneurship as per table 8.4</p> <p>Obtained at least 45% marks (40% marks in case of candidates belonging to reserved category) in the above subjects taken together.</p> <p>OR</p> <p>Passed min. 3 years Diploma examination with at least 45% marks (40% marks in case of candidates belonging to reserved category) subject to vacancies in the First Year, in case the vacancies at lateral entry are exhausted.</p> <p>(The Universities will offer suitable bridge courses such as Mathematics, Physics, Engineering drawing, etc., for the students coming from diverse backgrounds to achieve desired learning outcomes of the programme).</p>
II	Planning	5 years	<p>Passed 10+2 examination with eligibility as per table 8.4</p> <p>Obtained at least 45% marks (40% in case of candidates belonging to reserved category) in the qualifying examination.</p>
III	Hotel Management and Catering Technology	5 years	<p>Passed 10+2 examination.</p> <p>Obtained at least 45% marks (40% marks in case of candidates belonging to reserved category) in the qualifying examination.</p>
IV	Computer Application (MCA)	4 years	<p>Passed 10+2 examination with Mathematics/ Statistics/ Accountancy as compulsory subjects.</p> <p>Obtained at least 45% marks (40% marks in case of candidates belonging to reserved category) in the above subjects taken together.</p>
V	Management (MBA)	4 years	<p>Passed 10+2 examination.</p> <p>Obtained at least 45% marks (40% marks in case of candidates belonging to reserved category) in the qualifying examination.</p>



8.6 Fellow Programme

Sl. No.	Programme	Duration	Eligibility
1	Fellow Programme in Management	Minimum 3 years but shall not exceed 5 years	Same as mentioned in 15.1 of Annexure -15

8.7 Reservation Policy of the Central Government (Including EWS) / Respective State Government/ UT as the case shall be applicable to all the above Programmes (8.1 to 8.6)

The concerned State Government/ UT Admission authority shall decide Modalities of Admission

- a. The admission for Integrated/Dual Degree Course in Management shall be effected on the basis of separate merit lists of students passed in various streams at 12th Std.as,
- i. Science stream: 20 seats
 - ii. Commerce stream: 20 seats
 - iii. Arts Stream: 20 seats

In case of non – availability of students from one stream, remaining seats in that stream shall be allotted to students from other two streams on an equal basis. In case of non-availability of students from two streams, remaining seats in those streams shall be allotted to students from third-stream.

- b. In case of Integrated Hotel Management and Catering Technology, selection of the students for this Course shall be done at the start of the Second year of Bachelor's Degree. Students selected for this Course shall take additional Course in Management along with the Third Semester of the Regular Course.
- c. For integrating vocational and conventional education, the Skill Assessment Matrix for Vocational Advancement of Youth (SAMVAY) had been launched by MoE) in November, 2014. The credit framework (as per the following) is now in operation which allows lateral and vertical mobility within the vocational educational system and between current education systems. It defines the rules for credit allotment and follows the National Skills Qualification Framework.

The detailed SAMVAY document is available at: https://www.aicte-diiia.org/sites/default/files/SAMVAY_1_.pdf

8.8 Open Distance Learning / Online Learning Courses

The Duration and Entry Level Qualifications for the ODL/OL Courses shall be the same as specified by UGC on the subject from time-to-time.

Preference shall be given to candidates qualified from any one of the six All India tests, i.e.; CAT, XAT, CMAT, ATMA, MAT, GMAT or the common entrance examinations (if any) conducted by the respective State Governments / Central Government for all Institutions for Admission to MBA/PGDM courses offered through ODL/OL mode.

Preference shall be given to candidates qualified from any of the common Entrance examinations conducted by the respective State Governments/Central Government organization for Admission to MCA course offered through ODL/OL mode.

Duration and Entry Level Qualifications

Sl. No.	Level	Duration	Eligibility
I	Diploma	3 OR 4 years	Passed 10th Std./ SSC examination. In special cases, 2 years after 10+2 Examination or equivalent.
II	Post Diploma	18 Months OR 2 years	Passed Diploma examination (as per Sl. No. i).
III	Under Graduate Courses in Computer Application (BCA)	3/4 years	Passed 10+2 examination with eligibility as per the affiliating University admission policy. OR A pass in diploma in Commercial Practice or equivalent
IV	Post Graduate Diploma in Computer Application	2 years	Passed Bachelor's Degree of minimum 3 years duration.
V	MCA	2 years	Passed BCA/ Bachelor Degree in Computer Science Engineering or equivalent Degree. OR Passed B.Sc./ B.Com./ B.A. with Mathematics at 10+2 Level or at Graduation Level (with additional bridge Courses as per the norms of the concerned University).
VI	Under Graduate Courses in Management(BBA/ BMS/BBM etc.)	3/4 years	Passed 10+2 examination with eligibility as per the affiliating University admission policy.
VII	Post Graduate Certificate in Management (PGCM)	More than 1 year and not exceeding 2 years	Passed Bachelor's Degree of minimum 3 years duration.
VIII	Post Graduate Diploma in Management	Not less than 21 Months	Passed Bachelor's Degree of minimum 3 years duration.
IX	Post Graduate Diploma in Management (Executive PGDM)	15/ 18 Months	Passed any Bachelors Degree of minimum 3 years duration and a minimum of 5 years relevant managerial/ supervisory experience.
X	MBA	2 years	Passed Bachelor's Degree of minimum 3 years duration.

ANNEXURE-9

MBA/PGDM in Innovation, Entrepreneurship and Venture Development (IEV)

About the Course

MBA/PGDM in Innovation, Entrepreneurship and Venture Development (IEV) is a two years PG level management programme can be offered by higher educational institutions. This is an action oriented and outcome based programme will admit students with innovative ideas and problem solving mind set with access to pre-incubation and incubation support at the institute to convert ideas to business model, traverse a path of entrepreneurship and practice venture as part of academic curriculum to obtain the master degree.

Conditions, Requirements and Eligibility

The existing and new institutions shall apply for PG level management course MBA/PGDM in Innovation, Entrepreneurship and Venture Development (IEV), provided they satisfy following conditions along with the eligibility requirements as mentioned in **Clause 2.10**

- a. Institute with a functional incubation unit and pre-incubation facilities, co-working space, innovation lab facilities. The incubation unit should be established as Special Purpose Vehicle (SPV) preferable a registered entity and minimum three years of operation.
- b. Existence and empanelment of competent, trained personals (in-house and external) at the incubation unit and institute with teaching and learning resources to train, mentor the student innovators/entrepreneurs.
- c. Existence of funding schemes at the incubation unit and institute to support student innovators and entrepreneurs for the idea development, prototype development, business model and startup development.
- d. Institute/incubation unit's competency and capability to manage and support a batch of 30 student innovators and potential entrepreneurs per year starting from idea generation to venture Development and startup growth stage.

Procedure

In additions to the procedures mentioned in the **Clause 2.10**, additional submission and scrutiny process for approving the MBA/PGDM in IEV course are as follows.

- a. The Institution shall apply on AICTE Web-Portal along with the additional documents as per **Annexure-2** of the Approval Process Handbook.
- b. Scrutiny Committee constituted at AICTE office shall verify the additional documents as per **Annexure-2** of the Approval Process Handbook submitted for MBA/PGDM in IEV course.
- c. A special scrutiny committee constituted at the AICTE HQ level shall verify **Annexure-2** and if required, AICTE will invite institutions to present their case in front of the committee to demonstrate their competency and capability to run the MBA/PGDM in IEV course.

ANNEXURE-10

Undertaking to be submitted by the Applicant Institute / University on Letter head for Student Induction Program, Examination reforms & Internship Policy

I, <Name>, Director / Principal / Registrar of the Institution / University, State and declare as under:

1. That the information given by<Name(s)>in the application made to AICTE is true and complete.
2. That the Institution / University has adopted AICTE Induction Program for Faculty / Student.
3. That the Institution / University has trained some of the Faculty members in Examination reforms.
4. That the Institution / University has implemented AICTE Internship Policy for the benefit of Students.
5. That the Institution / University has established Institution's Innovation Council (IIC) for students.
6. The Institution / University has uploaded all the faculty details and other information prescribed by AICTE

Signature with Name & Designation
(Seal – Institution / University)

Date:

ANNEXURE-11

Approved Nomenclature of Courses

11.1 Diploma In Engineering and Technology

Course Name	Course Name	Course Name
3-D Animation and Graphics	Carpet Technology	Civil Engineering (Environmental Engineering)
Administration Services	CDDM	Civil Engineering (Public Health Engineering)
Advanced Electronics and Communication Engineering	Cement Technology	Civil Engineering (Rural Engineering)
Aeronautical Engineering	Ceramic Engineering and Technology	Civil Engineering Environment and Pollution Control
Agricultural Engineering	Ceramic Technology	Civil Environmental Engineering
Agricultural Technology	Ceramics	Civil Technology
Agriculture Engineering	Ceramics Engineering	Cloud Computing and Big Data
Aircraft Maintenance Engineering	Chemical Engineering	Combat Armament and Weapon Technology
Aircraft Maintenance Engineering (Avionics)	Chemical Engineering (Fertilizer)	Combat Driving and Maintenance Technology
Aircraft Maintenance Engineering (Helicopter and Power Plants)	Chemical Engineering (Oil Technology)	Combat Radio and Communication Technology
Alternate Energy Technologies	Chemical Engineering (Petro Chemical)	Commercial and Computer Practice
Animation and Multimedia Technology	Chemical Engineering (Petrochemical)	Commercial Practice
Apparel Design and Fabric	Chemical Engineering (Plastic and Polymer)	Commercial Practice (KAN and ENG)
Apparel Design and Fabrication Technology	Chemical Engineering (Sugar Technology)	Communication and Computer Networking
Apparel Design and Fashion Technology	Chemical Engineering Specialization in Petrochemicals	Computer Aided Costume Design and Dress Making
Apparel Manufacture and Design	Chemical Technology (Rubber and Plastic Technology)	Computer Application and Business Management
Apparel Technology	Chemical Technology (Rubber/Plastic)	Computer Applications
Applied Electronics and instrumentation Engineering	Chemical Technology Fertilizer	Computer Engineering
Applied Videography	Chemical Technology	Computer Engineering and Application
Armament Engineering (Gun Fitter)	Chemical Technology (Paint Technology)	Computer Engineering and IoT
Artificer Training (Electrical)	Cinematography	Computer Hardware and Maintenance
Artificer Training (Mechanical)	Civil (Construction)	Computer Hardware and Networking
Artificer Training (Electronics)	Civil (Public Health and Environment) Engineering	Computer Hardware Engineering
Artificial Intelligence (AI) and Machine Learning	Civil and Environmental Engineering	Computer Networking
Audiography and Sound Engineering	Civil and Rural Engineering	Computer Science
Automation and Robotics	Civil Engineering	Computer Science and Engineering
Automobile Engineering	Civil Engineering (Construction Technology)	Computer Science and information Technology
Automobile Engineering (Automobile Fitter)	Civil Engineering (Environment and Pollution Control)	Computer Science and Technology
Beauty Culture and Cosmetology	Civil Engineering (Environmental and Pollution Control)	
Biomedical Electronics		
Biomedical Engineering		
Biotechnology		
CAD CAM		

Course Name	Course Name	Course Name
3-D Animation and Graphics	Ceramics	Combat Armament and Weapon Technology
Administration Services	Ceramics Engineering	Combat Driving and Maintenance Technology
Advanced Electronics and Communication Engineering	Chemical Engineering	Combat Radio and Communication Technology
Aeronautical Engineering	Chemical Engineering (Fertilizer)	Commercial and Computer Practice
Agricultural Engineering	Chemical Engineering (Oil Technology)	Commercial Practice
Agricultural Technology	Chemical Engineering (Petro Chemical)	Commercial Practice (KAN and ENG)
Agriculture Engineering	Chemical Engineering (Petrochemical)	Communication and Computer Networking
Aircraft Maintenance Engineering	Chemical Engineering (Plastic and Polymer)	Computer Aided Costume Design and Dress Making
Aircraft Maintenance Engineering (Avionics)	Chemical Engineering (Sugar Technology)	Computer Application and Business Management
Aircraft Maintenance Engineering (Helicopter and Power Plants)	Chemical Engineering Specialization in Petrochemicals	Computer Applications
Alternate Energy Technologies	Chemical Technology (Rubber and Plastic Technology)	Computer Engineering
Animation and Multimedia Technology	Chemical Technology (Rubber/Plastic)	Computer Engineering and Application
Apparel Design and Fabric	Chemical Technology Fertilizer	Computer Engineering and IoT
Apparel Design and Fabrication Technology	Chemical Technology	Computer Hardware and Maintenance
Apparel Design and Fashion Technology	Chemical Technology (Paint Technology)	Computer Hardware and Networking
Apparel Manufacture and Design	Cinematography	Computer Hardware Engineering
Apparel Technology	Civil (Construction)	Computer Networking
Applied Electronics and instrumentation Engineering	Civil (Public Health and Environment) Engineering	Computer Science
Applied Videography	Civil and Environmental Engineering	Computer Science and Engineering
Armament Engineering (Gun Fitter)	Civil and Rural Engineering	Computer Science and information Technology
Artificer Training (Electrical)	Civil Engineering	Computer Science and Technology
Artificer Training (Mechanical)	Civil Engineering (Construction Technology)	Computer Software Technology
Artificer Training (Electronics)	Civil Engineering (Environment and Pollution Control)	Computer Technology
Artificial Intelligence (AI) and Machine Learning	Civil Engineering (Environmental and Pollution Control)	Construction Automation
Audiography and Sound Engineering	Civil Engineering (Environmental Engineering)	Construction Engineering
Automation and Robotics	Civil Engineering (Public Health Engineering)	Construction Technology and Management
Automobile Engineering	Civil Engineering (Rural Engineering)	Construction Technology
Automobile Engineering (Automobile Fitter)	Civil Engineering Environment and Pollution Control	Control and instrumentation
Beauty Culture and Cosmetology	Civil Environmental Engineering	Cosmetology and Health
Biomedical Electronics	Civil Technology	Costumer Design and Dress Making
Biomedical Engineering	Cloud Computing and Big Data	Cyber Forensics and information Security
Biotechnology		Cyber Physical Systems and Security
CAD CAM		Cyber System and Information Security
Carpet Technology		
CDDM		
Cement Technology		
Ceramic Engineering and Technology		
Ceramic Technology		

Course Name	Course Name	Course Name
Dairy Engineering	Electronics and Computer Engineering	Fashion and Clothing Technology
Design and Drafting Technology	Electronics and Electrical Engineering	Fashion and Design
Digital Electronics	Electronics and instrumentation Engineering	Fashion Designing
Digital Electronics and Microprocessor	Electronics and Telecommunication	Fashion Designing and Garment Technology
Digital Manufacturing Technologies	Electronics and Tele-Communication Engineering	Fashion Technology
Direction Screen Play Writing and TV Production	Electronics and Telecommunication Engineering (Radio and System)	Film and Video Editing
Dress Designing and Garment Manufacturing	Electronics and Telecommunication Engineering (Technolygician Electronic Radio)	Film Technology and TV Production (Cinematography)
Drilling Engineering	Electronics and Telecommunications Engineering	Film Technology and TV Production (Digital Intermediate) *
Electrical and Electronics (Power System)	Electronics and Video Engineering	Finance Account and Auditing
Electrical and Electronics Engineering	Electronics and Telecommunication Engineering	Fire Technology and Safety
Electrical and instrumentation Engineering	Electronics Communication and instrumentation Engineering	Fisheries Technology
Electrical and Mechanical Engineering	Electronics Engineering	Food Processing and Preservation
Electrical Engineering	Electronics Engineering (Digital Electronics)	Food Processing Technology
Electrical Engineering (Electronics and Power)	Electronics Engineering (Industry integrated)	Food Technology
Electrical Engineering (Industrial Control)	Electronics Engineering (Micro Electronics)	Footwear Technology
Electrical Engineering (Instrumentation and Control)	Electronics Engineering (Specialization in Consumer Electronics)	Foundry Technology
Electrical Engineering and Electric Vehicle Technology	Electronics Engineering Modern Consumer Electronics	Gaming and Animation
Electrical Engineering industrial Control	Electronics Engineering with Microprocessor	Garment and Fashion Technology
Electrical Power System	Electronics instrument and Control	Garment Fabrication
Electrical Power Systems	Electronics instrumentation and Control Engineering	Garment Manufacturing Technology
Electronic instrumentation and Control Engineering	Electronics Production and Maintenance	Garment Technology
Electronic Science and Engineering	Electronics Robotics	Geographic information System (G.I.S.) and Global Positioning System
Electronics (Fiber Optics)	Electronics Technology	Geo informatics
Electronics (Robotics)	Electronics Tele Communication	Glass and Ceramics Engineering
Electronics and Communication Engineering	Embedded Systems	Handloom and Textile Technology
Electronics and Communication Engineering (Industry Integrated)	Environmental Engineering	Heat Power Engineering
Electronics and Communication Engineering (Microwaves)	Fabrication Technology	Home Science
Electronics and Communications Engineering	Fabrication Technology and Erection Engineering	Hotel Management and Catering Technology
Electronics and Communication Technology	Fashion and Apparel Design	IC Manufacturing
		Industrial and Production Engineering
		Industrial Electronics
		Industrial Production Engineering
		Information and Communication Technology
		Information Engineering
		Information Science
		Information Science and Engineering
		Information Science and Technology

Course Name	Course Name	Course Name
Dairy Engineering	Electronics and Computer Engineering	Fashion and Apparel Design
Design and Drafting Technology	Electronics and Electrical Engineering	Fashion and Clothing Technology
Digital Electronics	Electronics and instrumentation Engineering	Fashion and Design
Digital Electronics and Microprocessor	Electronics and Telecommunication Engineering	Fashion Designing
Digital Manufacturing Technologies	Electronics and Telecommunication Engineering	Fashion Designing and Garment Technology
Direction Screen Play Writing and TV Production	Electronics and Tele-Communication Engineering	Fashion Technology
Dress Designing and Garment Manufacturing	Electronics and Telecommunication Engineering (Radio and System)	Film and Video Editing
Drilling Engineering	Electronics and Telecommunication Engineering (Technological Electronic Radio)	Film Technology and TV Production (Cinematography)
Electrical and Electronics (Power System)	Electronics and Telecommunications Engineering	Film Technology and TV Production (Digital Intermediate) *
Electrical and Electronics Engineering	Electronics and Video Engineering	Finance Account and Auditing
Electrical and instrumentation Engineering	Electronics and Telecommunication Engineering	Fire Technology and Safety
Electrical and Mechanical Engineering	Electronics Communication and instrumentation Engineering	Fisheries Technology
Electrical Engineering	Electronics Engineering	Food Processing and Preservation
Electrical Engineering (Electronics and Power)	Electronics Engineering	Food Processing Technology
Electrical Engineering (Industrial Control)	Electronics Engineering (Digital Electronics)	Food Technology
Electrical Engineering (Instrumentation and Control)	Electronics Engineering (Industry integrated)	Footwear Technology
Electrical Engineering and Electric Vehicle Technology	Electronics Engineering (Micro Electronics)	Foundry Technology
Electrical Engineering industrial Control	Electronics Engineering (Specialization in Consumer Electronics)	Gaming and Animation
Electrical Power System	Electronics Engineering Modern Consumer Electronics	Garment and Fashion Technology
Electrical Power Systems	Electronics Engineering with Microprocessor	Garment Fabrication
Electronic instrumentation and Control Engineering	Electronics instrument and Control	Garment Manufacturing Technology
Electronic Science and Engineering	Electronics instrumentation and Control Engineering	Garment Technology
Electronics (Fiber Optics)	Electronics Production and Maintenance	Geographic information System (G.I.S.) and Global Positioning System
Electronics (Robotics)	Electronics Robotics	Geo informatics
Electronics and Communication Engineering	Electronics Technology	Glass and Ceramics Engineering
Electronics and Communication Engineering (Industry Integrated)	Electronics Tele Communication	Handloom and Textile Technology
Electronics and Communication Engineering (Microwaves)	Embedded Systems	Heat Power Engineering
Electronics and Communications Engineering	Environmental Engineering	Home Science
Electronics and Communication Technology	Fabrication Technology	Hotel Management and Catering Technology
	Fabrication Technology and Erection Engineering	IC Manufacturing
		Industrial and Production Engineering
		Industrial Electronics
		Industrial Production Engineering
		Information and Communication Technology
		Information Engineering
		Information Science
		Information Science and Engineering
		Information Science and Technology

Course Name	Course Name	Course Name
Information Technology and Engineering	Mechanical Engineering (CAD)	Office Management and Computer Application
Information Technology Enabled Services and Management	Mechanical Engineering (CAD/CAM)	Ophthalmic Technology
Information Technology	Mechanical Engineering (Foundry)	Opto-Electronics Engineering
Instrumentation and Control Engineering	Mechanical Engineering (Industry Integrated)	Packaging Technology
Instrumentation and Process Control	Mechanical Engineering (Machine Tool Maintenance and Repairs)	Paint Technology
Instrumentation Engineering	Mechanical Engineering (Maintenance)	Paper and Pulp Technology
Instrumentation Technology	Mechanical Engineering (Production)	Paper Technology
Instruments and Medical Equipment	Mechanical Engineering (Refrigeration and Air Conditioning)	Petrochemical Engineering
Instrument Technology	Mechanical Engineering (Repair and Maintenance)	Petrochemical Refinery
Integrated Circuit (IC) Design and Fabrication	Mechanical Engineering (Tool and Die)	Petrochemical Technology
Interior Decoration	Mechanical Engineering Automobile	Petroleum Engineering
Interior Design	Mechanical Engineering Computer Aided Design/Computer Aided Manufacturing	Petroleum Technology
Jewellery Design and Manufacture Technology	Mechanical Engineering Power Plant Engineering	Photography
Knitting and Garment Technology	Mechanical Engineering Production	Plastic and Mould Technology
Knitting Technology	Mechanical Engineering Tool Engineering	Plastic and Polymer Engineering
Leather and Fashion Technology	Mechanical Engineering, Refrigeration and Air Conditioning	Plastic Engineering
Leather Goods and Footwear Tech	Mechanical Engineering Tube Well Engineering	Plastic Mould Technology
Leather Technology Footwear Computer Aided Shoe Design	Mechanical Welding and Sheet Metal	Plastic Technology
Leather Technology	Mechanical Welding and Sheet Metal Engineering	Plastics Engineering
Leather Technology Tanning	Mechatronics	Plastics Mould Technology
Library and information Science	Medical Electronics Engineering	Plastics Processing and Testing
Logistics Technology	Medical Laboratory Technology	Plastics Technology
Machine Engineering	Metallurgical Engineering	Polymer Technology
Machine Tools and Maintenance Engineering	Metallurgy	Post Plastic Process and Testing
Machine Tools Technology	Micro Electronics	Power Electronics
Maintenance Engineering	Mine Engineering	Precision Manufacturing
Manufacturing Engineering	Mine Surveying	Printing and Packing Technology
Manufacturing Technology	Mining and Mine Surveying	Printing Technology
Marine Engineering	Mining Engineering	Production and Industrial Engineering
Marine Engineering and Systems	Multimedia Technology	Production Engineering
Marine Engineering and Systems (Artificer Training)	Navy Entry Artificer/ Diploma in Mechanical and Electrical	Quantity Surveying and Construction Management
Mass Communication	Network Engineering	Refrigeration and Air Conditioning
Material Management		Renewable Energy
Mechanical CAD/CAM		Robotic Process Automation
Mechanical Engineering		Robotics and Mechatronics
Mechanical Engineering (Automobile)		Rubber Technology
		Saddlery Technology and Export Management
		Shipbuilding Engineering
		Small Arms Engineering
		Smart Agritech
		Smart and Sustainable Transportation
		Sound Recording and Engineering

Course Name
Sugar Technology
Surface Coating Technology
Survey Engineering
Technician X-Ray Technology
Telecommunication Engineering
Telecommunication Technology
Textile Chemistry
Textile Design
Textile Designing
Textile Designing Printing
Textile Engineering
Textile Manufactures

Course Name
Textile Manufacturing and Technology
Textile Manufacturing Technology
Textile Marketing and Management
Textile Processing
Textile Processing Technology
Textile Technology
Textile Technology (Manmade Fibre)
Textile Technology (Textile Design and Weaving)
Tool and Die Engineering
Tool and Die Making

Course Name
Tool Die and Mould Making
Transportation Engineering
Transportation Engineering and Management
Travel and Tourism
TV and Sound Engineering
Virtual and Augmented Reality
Water Technology and Health Science
Weapons Engineering
Web Designing
Wood and Paper Technology
Wood Technology
Climate Technology

11.2 Post Diploma in Engineering and Technology

Course Name
Acoustic Survey
Advanced Die and Mould Making
Advanced Electrical Power System
Advanced Electronics and Communication Engineering
Advanced Mechatronics and Industrial Automation
Advanced Refrigeration and Air Conditioning
Automobile Engineering
Biotechnology Tissue Culture
CAD/CAM
Computer Aided Design and Manufacture
Computer Aided Design Manufacture and Engineering
Computer Applications
Computer Hardware and Networking
Computer Hardware Maintenance and Networking
Electrical Engineering

Course Name
Electronics Communication and Instrumentation Engineering
Environmental Engineering
Fire Technology and Safety
Food Technology
Forge Technology
Foundry Technology
Geographic information System (G.I.S.) and Global Positioning System
Industrial Safety
Industrial Safety and Engineering
Information Technology
Knitting and Garment Technology
Mechanical Engineering
Medical Electronics
Petrochemical Engineering
Plant Engineering
Plastic Mould Design
Plastic Mould Design (CAD/CAM)
Plastic Mould Technology
Plastic Technology

Course Name
Plastics Processing and Testing
Polymer Science and Rubber Technology
Post Plastic Mould Design
Post Plastic Process and Testing
Power Plant Engineering and Energy Management
Production Engineering System Technology
Refrigeration and Air Conditioning
Rubber Technology
Software Testing
Textile Processing
Thermal Power Engineering
Tool and Die Engineering
Tool Design
Town Planning and Architecture
Web Designing

11.3 Under Graduate Courses in Engineering and Technology

Course Name	Course Name	Course Name
3-D Animation and Graphics	Ceramic Engineering and Technology	Computer Science and Business Systems
Additive Manufacturing	Ceramics Engineering	Computer Science and Design*
Advanced Mechatronics and Industrial Automation	Ceramic Technology	Computer Science and Engineering
Aero Space Engineering	Chemical and Biochemical Engineering	Computer Science and Engineering (Artificial Intelligence and Machine Learning)
Aeronautical Engineering	Chemical and Electro Chemical Engineering	Computer Science and Engineering (Artificial Intelligence)
Aerospace Engineering	Chemical Engineering	Computer Science and Engineering (Cyber Security)
Agricultural Engineering	Chemical Engineering (Desalination and Water Treatment)	Computer Science and Engineering (Data Science)
Agricultural Technology	Chemical Engineering (Plastic and Polymer)	Computer Science and Engineering (Internet of Things and Cyber Security Including Block Chain Technology)
Agriculture Engineering	Chemical Technology	Computer Science and Engineering (Internet of Things)
Aircraft Maintenance Engineering	Civil and Environmental Engineering	Computer Science and Engineering (Networks)
Airline Management	Civil and Infrastructure Engineering	Computer Science and Engineering and Business Systems
Apparel and Production Management	Civil and Rural Engineering	Computer Science and information Technology
Applied Electronics and Communications	Civil and Water Management Engineering	Computer Science and Medical Engineering
Applied Electronics and Instrumentation Engineering	Civil Engineering	Computer Science and Social Sciences
Architectural Assistantship	Civil Engineering (Construction Technology)	Computer Science and Systems Engineering
Architecture and Interior Decoration	Civil Engineering (Environmental Engineering)	Computer Science and Technology
Artificial Intelligence (AI) and Data Science	Civil Engineering and Planning	Computer Technology
Artificial Intelligence and Machine Learning	Civil Engineering Environment and Pollution Control	Computing in Multimedia
Automation and Robotics	Civil Engineering with Computer Application	Computing in Software
Automation Engineering	Civil Environmental Engineering	Construction Automation
Automobile Engineering	Civil Technology	Construction Engineering
Automobile Maintenance Engineering	Computer and Communication Engineering	Construction Engineering and Management
Automotive Technology	Computer Engineering	Construction Technology
Biochemical Engineering	Computer Engineering (Software Engineering)	Construction Technology and Management
Bioelectronics Engineering	Computer Engineering and Application	Cyber Physical Systems
Bioinformatics	Computer Networking	
Biomedical and Robotic Engineering	Computer Science and Applied Mathematics	
Biomedical Engineering	Computer Science and Biosciences	
Biomedical Instrumentation		
Biotechnology		
Biotechnology and Biochemical Engineering		
Building and Construction Technology		
Carpet and Textile Technology		
Cement and Ceramic Technology		

Course Name	Course Name	Course Name
Dairy Engineering	Electronics and Computer Science	Fire Engineering
Dairy Technology	Electronics and Control Systems	Fire Technology and Safety
Digital Techniques For Design and Planning	Electronics and Electrical Engineering	Fisheries Engineering
Dyestuff Technology	Electronics and Instrumentation Engineering	Food Engineering and Technology
Electrical and Computer Engineering	Electronics and Power Engineering	Food Processing and Preservation
Electrical and Electronics (Power System)	Electronics and Telecommunication	Food Processing Technology
Electrical and Electronics Engineering	Electronics and Telecommunication Engineering	Food Technology
Electrical and instrumentation Engineering	Electronics and Tele-Communication Engineering	Food Technology and Management
Electrical and Power Engineering	Electronics Communication and Instrumentation Engineering	Footwear Technology
Electrical Engineering	Electronics Design Technology	Geo informatics
Electrical Engineering (Electronics and Power)	Electronics Engineering	Geospatial Technology and Geoinformatics
Electrical instrumentation and Control Engineering	Electronics Engineering (VLSI Design and Technology)	Handloom and Textile Technology
Electrical Power Engineering	Electronics Instrument and Control	Industrial and Production Engineering
Electrical, Electronics and Power Engineering	Electronics Instrumentation and Control Engineering	Industrial Biotechnology
Electronic Engineering	Electronics System Engineering	Industrial Engineering
Electronic Instrumentation and Control Engineering	Electronics Technology	Industrial Engineering and Management
Electronic Science and Engineering	Energy and Environmental Management	Industrial IoT
Electronics and Biomedical Engineering	Energy Engineering	Industrial Production Engineering
Electronics and Communication (Communication System Engineering)	Environment Engineering	Information and Communication Technology
Electronics and Communication Engineering (Advanced Communication Technology)	Environmental Engineering	Information Engineering
Electronics and Communication Engineering (VLSI Design & Technology)	Environmental Science and Engineering	Information Science and Engineering
Electronics and Communication Engineering	Environmental Science and Technology	Information Science and Technology
Electronics and Communication Engineering (Bio-Medical Engineering)	Facilities and Services Planning	Information Technology
Electronics and Communication Engineering (Industry Integrated)	Fashion and Apparel Engineering	Information Technology and Engineering
Electronics and Communication Engineering (Microwaves)	Fashion Technology	Instrumentation and Control Engineering
Electronics and Communication Technology	Fibres and Textiles Processing Technology	Instrumentation and Electronics Instrumentation Engineering
Electronics and Computer Engineering	Fire and Life Safety	Instrumentation Technology
		Instrument Technology
		Jute and Fibre Technology
		Leather Technology
		Logistics & Supply Chain Management
		Man Made Fibre Technology
		Man-Made Textile Technology
		Manufacturing Engineering

Course Name	Course Name	Course Name
Manufacturing Engineering and Technology	Oils, Oleochemicals and Surfactants Technology	Rubber Technology
Manufacturing Process and Automation Engineering	Oil Technology	Safety and Fire Engineering
Manufacturing Science and Engineering	Optics and Optoelectronics	Shipbuilding Engineering
Manufacturing Technology	Packaging Technology	Silk Technology
Marine Engineering	Paint Technology	Smart Agritech
Marine Technology	Petrochem and Petroleum Refinery Engineering	Smart and Sustainable Energy
Material Science and Technology	Petrochem Engineering	Software Engineering
Mechanical and Automation Engineering	Petrochemical Engineering	Structural Engineering
Mechanical and Mechatronics Engineering (Additive Manufacturing)	Petrochemical Technology	Surface Coating Technology
Mechanical and Rail Engineering	Petroleum Engineering	Technical Textiles
Mechanical and Smart Manufacturing	Petroleum Technology	Telecommunication Engineering
Mechanical Engineering	Pharmaceutical Chemistry and Technology	Textile Chemistry
Mechanical Engineering (Automobile)	Pharmaceutical Engineering	Textile Engineering
Mechanical Engineering (Industry Integrated)	Pharmaceuticals and Fine Chemical Technology	Textile Plant Engineering
Mechanical Engineering (Manufacturing Engineering)	Plastic and Polymer Engineering	Textile Processing
Mechanical Engineering (Production)	Plastic Technology	Textile Technology
Mechanical Engineering (Welding Technology)	Plastics Engineering	Tool Engineering
Mechanical Engineering Automobile	Polymer Engineering	Climate Technology
Mechanical Engineering Design	Polymer Engineering and Technology	
Mechatronics Engineering	Polymer Science and Chemical Technology	
Medical Electronics Engineering	Polymer Science and Technology	
Medical Lab Technology	Polymer Technology	
Metallurgical and Materials Engineering	Poultry Technology	
Metallurgical Engineering	Power Electronics	
Metallurgy	Power Electronics and instrumentation Engineering	
Metallurgy and Material Technology	Power Electronics Engineering	
Mine Engineering	Power Engineering	
Mining Engineering	Precision Manufacturing	
Nano Science and Technology	Printing and Packing Technology	
Nano Technology	Printing, Graphics and Packaging	
Naval Architecture and Ship Building Engineering	Printing Technology	
Nuclear Science and Technology	Production and industrial Engineering	
Oil and Paint Technology	Production Engineering	
	Pulp Technology	
	Radio Physics and Electronics	
	Robotics and Artificial Intelligence	
	Robotics and Automation	
	Rubber and Plastics Technology	

11.4 List of Courses for Minor Degree/Hons. in Emerging/ Multidisciplinary/ Region Specific Areas

The Institutions/ Universities shall adopt the following nomenclature while offering the Hons. in Emerging/ Multidisciplinary/ Region Specific Areas:

Minor / Hons Degree	To be offered as Hons., Only for following Major Disciplines (For any other Major Disciplines which is not mentioned, it may be offered as Minor Degree)	Minor / Hons Degree	To be offered as Hons., Only for following Major Disciplines (For any other Major Disciplines which is not mentioned, it may be offered as Minor Degree)	
Waste Technology	Chemical Engineering	Block chain	Computer Science and Engineering; Electronics and Communication Engineering; Electronics Engineering	
Microgrid Technologies	Electrical Engineering	Cyber Security		
Energy Engineering	Mechanical Engineering	Data Science		
Sustainability Engineering	Civil Engineering	Internet of Things (IoT)		
Strategic Civil Infrastructure		Virtual and Augmented Reality	Computer Science and Engineering; Electronics Engineering	
Coastal & Offshore Engineering		Systems Engineering	Electronics Engineering; Mechanical Engineering	
Construction Technology		Control Systems and Sensors Technology	Electronics Engineering; Instrumentation and Control Engineering	
Underground Space Utilization		Smart Cities	Civil Engineering; Electronics Engineering	
Infrastructure Engineering		Green Technology and Sustainability Engineering	Civil Engineering; Chemical Engineering	
Environmental Geotechnology		GIS and Remote Sensing	Electronics Engineering; Civil Engineering	
Earthquake Engineering		Computer Science & Biology	Biotechnology; Computer Science	
Waterways Transport Engineering		Biosimilar Technology	Biotechnology; Chemical Engineering	
Lean Construction Technology		Electrical and Computer Engineering	Electrical Engineering; Computer Science and Engineering	
Genome Engineering and Technology		Biotechnology	Robotics	Mechanical Engineering; Electronics and Communication Engineering; Electronics Engineering
Precision Health Technology			3D Printing	Mechanical Engineering; Civil Engineering
Organ Printing Technology			Electric Vehicles	Mechanical Engineering; Electrical Engineering
Nutrition Technology	Sensors Technology		Electronics and Communication Engineering, Electronics Engineering, Computer Science and Engineering, Instrumentation Engineering	
Drug Engineering			Aqua-food Technology	Chemical Engineering; Biotechnology
Cellular Agriculture	Mining Engineering			
Mining and Mineral Processing	Computer Science and Engineering; Electronics and Communication Engineering; Electronics Engineering			
Artificial Intelligence and Machine Learning				

Minor / Hons Degree	To be offered as Hons., Only for following Major Disciplines (For any other Major Disciplines which is not mentioned, it may be offered as Minor Degree)
Sustainable Energy Engineering (SEE)	Applicable to any discipline of Engineering and Technology
Universal Human Values (UHV)	Applicable to any discipline of Engineering and Technology
Indian Knowledge System (IKS)	Applicable to any discipline of Engineering and Technology
Advance Web Development	Applicable to any discipline of Engineering and Technology

Minor / Hons Degree	To be offered as Hons., Only for following Major Disciplines (For any other Major Disciplines which is not mentioned, it may be offered as Minor Degree)
Innovation, Entrepreneurial and Venture Development	Applicable to any discipline of Engineering and Technology
VLSI Design & Technology	Applicable to any discipline of Engineering and Technology
5G and Advanced Technologies	Applicable to any discipline of Engineering and Technology
Business Development, Marketing and Finance	Applicable to all UG programmes

11.5 (A) Post Graduate Diploma In Engineering and Technology

Course Name
CementTechnology
Chemical Engineering (SugarTechnology)
Computer Applications
Computer Engineering and Application
Computer Hardware and Networking
Food, Drug and Cosmetics
Industrial Engineering
Mechanical Engineering (Production)
Networking
Plastics Processing and Testing
Sugar Technology
Web Designing

(B) Post Graduate Certificate in Engineering and Technology

Course Name
Acoustic Survey
Artificial Intelligence and Data Science

11.6 Post Graduate Degree In Engineering and Technology

Course Name	Course Name	Course Name
Artificial Intelligence	Automotive Engineering	Civil Engineering
Advanced Communication and information System	Automotive Systems	Civil Engineering (Computer Aided Structural Engineering)
Advanced Computer Aided Design	Automotive Technology	Civil Engineering (Construction Technology)
Advanced Design and Manufacturing	Aviation Technology	Civil Engineering (Environmental and Pollution Control)
Advanced Electrical Power System	Avionics	Civil Engineering (Environmental Engineering)
Advanced Electronics	Bio Electronics	Civil Engineering (Transportation Engineering)
Advanced Electronics an Communication Engineering	Biochemical Engineering	Civil Engineering (Water Management)
Advanced Manufacturing and Mechanical Systems Design	Biochemical Engineering and Biotechnology	Civil Environmental Engineering
Advanced Manufacturing Systems	Biainformatics	Civil(Water Resource Engineering)
Advanced Manufacturing Technology	Biomedical Electronics	Cloud Computing
Advanced Materials Technology	Biomedical Engineering	Combat Equipment Technology
Advanced Production Systems	Biomedical Instrumentation	Combat Vehicles (Mechanical Engineering)
Aero Dynamic Engineering	Biomedical Instrumentation and Signal Processing	Communication and Information Systems
Aero Space Engineering	Biomedical Signal Processing and instrumentation	Communication and Networking
Aero Space Technology	Biometrics and Cyber Security	Communication and Signal Process
Aeronautical Engineering	Bioprocess Engineering	Communication Control and Networking
Agricultural Engineering	Bioprocess Technology	Communication Engineering
Agricultural Science and Technology	Biotechnology	Communication Engineering and Signal Processing
Air Armament	Biotechnology and Biochemical Engineering	Communication Networks
Apparel Technology	Bridge and Tunnel Engineering	Communication Systems
Applied Electronics	Building Construction Technology	Communication Technology and Management
Applied Electronics and Communication System	CAD/CAM	Communications Engineering
Applied Electronics and Communications	CAD/CAM Engineering	Computational Analysis in Mechanical Science
Applied Electronics and Instrumentation Engineering	CAD/CAM Robotics	Computational Biology
Applied instrumentation	CAD/CAM/CAE	Computational Engineering and Networking (Data Science)
Applied Mechanics	Ceramic Engineering and Technology	Computational Mechanics
Armament Engineering (Gun Fitter)	Ceramics Engineering	Computational Mechanics (Mechanical Engineering)
Artificial Intelligence and Data Science	Chemical and Biotechnology	Computer Aided Analysis and Design
Atmospheric Science	Chemical Engineering	Computer Aided Design
Automated Manufacturing Systems	Chemical Processing in Textiles	Computer Aided Design and Computer Aided Manufacture
Automation	Chemical Reaction Engineering	Computer Aided Design and Manufacture
Automation and Control Power Systems	Chemical Science and Technology	
Automation and Robotics	Chemical Technology	
Automobile Engineering	Chemical Technology (Rubber/Plastic)	
Automobile Technology	Civil (Construction Engineering and Management)	
Automotive Electronics	Civil (Public Health and Environment) Engineering	
	Civil (Structural Engineering)	
	Civil and Environmental Technology	

Course Name
Computer Aided Design Manufacture and Automation
Computer Aided Design Manufacture and Engineering
Computer Aided Design of Structures
Computer Aided Process Design
Computer Aided Structural Analysis and Design
Computer Aided Structural Engineering
Computer and Communication
Computer and Communication Engineering
Computer and information Science
Computer and Information Technology
Computer Applications
Computer Applications in Industrial Drives
Computer Cognition and Technology
Computer Engineering
Computer Engineering (Software Engineering)
Computer Engineering and Application
Computer Engineering and Networking
Computer Hardware and Networking
Computer integrated Manufacturing
Computer Network Engineering
Computer Networking
Computer Networking and Engineering
Computer Networks
Computer Networks and information Security
Computer Networks and internet Security
Computer Science
Computer Science and Technology
Computer Science and Engineering
Computer Science and Engineering (Artificial Intelligence and Machine Learning)

Course Name
Computer Science and Engineering (Cyber Security)
Computer Science and Engineering (Networks)
Computer Science and Engineering (Operations Research)
Computer Science and Information Security
Computer Science and Information System
Computer Science and Information Technology
Computer Science and Systems Engineering
Computer Science Engineering (Big Data Analytics)
Computer Systems and Technology
Computer Technology
Computer Technology and Applications
Computer Vision and Image Processing
Computing in Computing
Construction and Project Management
Construction Engineering
Construction Engineering and Management
Construction Management
Construction Planning and Management
Construction Project Management
Construction Technology
Construction Technology and Management
Control and Instrument
Control and Instrumentation
Control Engineering
Control System Engineering
Control Systems
Course Name
Cryogenic Engineering
Cyber Forensics
Cyber Forensics and information Security
Cyber Security
Cyber Security Systems and Networks
Dairy Technology
Data Engineering

Course Name
Data Sciences
Defence Technology #
Design and Production
Design and Thermal Engineering
Design Engineering
Design for Manufacturing
Design of Mechanical Equipment
Design of Mechanical Systems
Digital Communication
Digital Communication Engineering
Digital Communications
Digital Communications and Networking
Digital Electronics
Digital Electronics and Communication
Digital Electronics and Communication Engineering
Digital Electronics and Communication Systems
Digital Electronics Engineering
Digital Image Processing
Digital Instrumentation
Digital Signal Processing
Digital Systems
Digital Systems and Communications Engineering
Digital Systems and Computer Electronics
Digital Techniques and instrumentation
Distributed and Mobile Computing
Distributed Computing Systems
Distributed Systems
Drugs and Pharmaceuticals
Dyestuff Technology
Earthquake Engineering
E-Learning Technologies
Electric Power System
Electric Vehicle Technology
Electrical and Electronics (Power System)
Electrical and Electronics Engineering
Electrical and Mechanical Engineering
Electrical and Power Engineering

Course Name
Engineering Design
Engineering Education
Engineering Statistics
Environment and Water Resource Engineering
Environment Engineering
Environmental Biotechnology
Environmental Engineering and Management
Environmental Science and Engineering
Environmental Science and Technology
E-Security
Farm Machinery
Fashion and Apparel Engineering
Fashion Technology
Financial Engineering
Food Biotechnology
Food Engineering and Technology
Food Plant Operations Management
Food Process Engineering and Management
Food Processing Technology
Food Safety and Quality Management
Food Supply Chain Management
Food Technology
Food Technology and Management
Footwear Science and Engineering
Foundation Engineering
Foundry and Forge Technology
Fracture Mechanics
Fuel and Combustion
Future Studies and Planning
Gas Turbine Technology
Geo Informatics
Geo Informatics and Surveying Technology
Geoinformatics and Earth Observation
Geomachines and Structures
Geomechanics and Structures
Geotechnical and Geo environmental Energy

Course Name
Electronics and instrumentation Engineering
Electronics and Telecommunication Engineering (Radio and System)
Electronics and Telecommunication Engineering (Technologist)
Electronics and Telecommunication Engineering
Electronics and Telecommunications Engineering
Electronics Communication and Instrumentation Engineering
Electronics Design and Technology
Electronics Design Technology
Electronics Engineering
Electronics Product Design and Technology
Electronics Systems and Communication
Embedded and Real Time Systems
Embedded Control and Automation
Embedded Control Systems
Embedded System and Computing Design
Embedded System and VLSI Design
Embedded System and VLSI Design
Embedded Systems
Embedded Systems Technologies
Energetic Materials and Polymers Engineering
Energy and Environmental Engineering
Energy and Environmental Management
Energy Engineering
Energy Management
Energy Science and Technology
Energy Systems
Energy Systems Analysis and Design
Energy Systems and Management
Energy Systems Engineering
Energy Technology and Management
Engineering Analysis and Design
Engineering and Management

Course Name
Electrical Devices and Power Systems
Electrical Drives and Control
Electrical Energy Systems
Electrical Engineering (Electronics and Power)
Electrical Engineering (Instrumentation and Control)
Electrical Instrumentation and Control Engineering
Electrical Machines and Drives
Electrical Power Engineering
Electrical Power System Design
Electronic Circuits and System Design
Electronic Engineering
Electronic Instrumentation and Control Engineering
Electronics and Communication Engineering
Electronics and Communication (Communication System Engineering)
Electronics and Communication (Signal Processing and Communication)
Electronics and Communication (Signal Processing and VLSI Technology)
Electronics and Communication (VLSI Design)
Electronics and Communication (VLSI System Design)
Electronics and Communication (Wireless Communication Systems and Networks)
Electronics and Communication (Wireless Communication Technology)
Electronics and Communication Engineering (Advanced Communication Technology)
Electronics and Communication Engineering (VLSI Design & Technology)
Electronics and Communication Engineering (Industry Integrated)
Electronics and Electrical Technology

Course Name	Course Name	Course Name
Geotechnical Earthquake Engineering	Industrial Metallurgy	Internal Combustion Engines and Turbo Machinery
Geotechnical Engineering	Industrial Pollution Control	Internet of Things
Geo technology	Industrial Power Control and Drives	IoT and Sensor Systems
Green Energy Technology	Industrial Refrigeration and Cryogenics	Irrigation and Drainage Engineering
Green Technology	Industrial Safety	Irrigation Engineering
Guidance and Navigation Control	Industrial Safety and Engineering	Irrigation Water Management
Guided Missiles	Industrial Structures	Laser and Electro Optics
Health Science and Water Engineering	Industrial System and Drives	Laser Technology
Heat and Power	Industrial Systems Engineering	Lean Manufacturing Engineering
Heat Power and Thermal Engineering	Information and Communication Technology	Leather Technology
Heat Power Engineering	Information Engineering	Logistics & Supply Chain Management
Heat Ventilation and Air Conditioning	Information Science and Technology	Machine Design
High Voltage and Power Systems Engineering	Information Security	Machine Design and Robotics
High Voltage Engineering	Information Security Management	Maintenance Engineering
Highway Engineering	Information Systems	Man-Made Textile Technology
Highway Technology	Information Technology	Manufacturing and Automation
Hill Area Development Engineering	Information Technology (Artificial Intelligence and Robotics)	Manufacturing Engineering
Hydraulics and Flood Control	Information Technology (Information and Cyber Warfare)	Manufacturing Engineering and Automation
Hydraulics Engineering	Information Technology and Engineering	Manufacturing Engineering and Management
Hydrology and Water Resources Engineering	Information Technology (Multimedia)	Manufacturing Engineering and Technology
I.T. (Courseware Engineering)	Infrastructure Engineering	Manufacturing Process
Illumination Engineering	Infrastructure Engineering and Management	Manufacturing Process and Automation Engineering
Illumination Technology and Design	Infrastructure Engineering and Technology	Manufacturing Science and Engineering
Image Processing	Infrastructure Management	Manufacturing Systems and Management
Industrial and Production Engineering	Instrumentation and Control (Applied Instrumentation)	Manufacturing Systems Engineering
Industrial Automation and RF Engineering	Instrumentation and Control Engineering	Manufacturing Technology
Industrial Automation and Robotics	Instrumentation and Electronics	Manufacturing Technology and Automation
Industrial Biotechnology	Instrumentation Engineering	Marine Engineering
Industrial Catalysis	Instrumentation Technology	Marine Technology
Industrial Design	Integrated Circuits Technology	Material Engineering
Industrial Drives and Control	Integrated Power Systems	Material Engineering (Nanotechnology)
Industrial Electronics	Integrated Water Resources Management	Material Handling
Industrial Engineering	Intelligent Systems	Material Science and Chemical Technology
Industrial Engineering and Management	Internal Combustion and Automobiles	Material Science and Engineering
Industrial Instrumentation and Control	Internal Combustion Engineering	Material Science and Technology
Industrial Intelligent Systems		Materials Engineering
Industrial Mathematics		

Course Name
Measurement and Control
Mechanical (Computer Aided Design, Manufacture and Engineering)
Mechanical (Computer Integrated Manufacturing)
Mechanical (I.C. Engine and Automobile Engineering)
Mechanical and Automation Engineering
Mechanical and Materials Technology
Mechanical Engineering
Mechanical Engineering (CAD)
Mechanical Engineering (CAD/CAM)
Mechanical Engineering (Cyber Physical Systems)
Mechanical Engineering (Energy System and Management)
Mechanical Engineering (Industry Integrated)
Mechanical Engineering (Manufacturing Technology)
Mechanical Engineering (Production)
Mechanical Engineering (Thermal Engineering)
Mechanical Engineering Automobile
Mechanical Engineering Design
Mechanical Engineering Production
Mechanical Engineering-Product Design and Development
Mechanical System Design
Mechanical Welding and Sheet Metal Engineering
Mechanical-Manufacturing Engineering
Mechanical-Product Life Cycle Management
Mechatronics
Medical Electronics
Metallurgical and Materials Engineering
Metallurgical Engineering
Metallurgy
Metallurgy and Material Technology
Micro and Nano Electronics

Course Name
Micro Electronics
Micro Electronics and Control Systems
Micro Electronics and VLSI Design
Micro Electronics and VLSI Technology
Micro Electronics Engineering
Microelectronics and VLSI Design
Microwave and Communication Engineering
Microwave and Millimeter Engineering
Microwave and Optical Communication
Microwave and Radar Engineering
Microwave and TV Engineering
Microwave Engineering
Microwaves
Mining Engineering
Mobile Communication and Network Technology
Mobile Computing
Mobile Computing Technology
Mobile Technology
Modeling and Simulation
Modern Communication Engineering
Multimedia and Software Engineering
Multimedia Technology
Nano Science and Technology
Nano Technology
Network Engineering
Network infrastructure Management
Network Security and Management
Networking
Networking and Internet Engineering
Neural Networks
New Material Process and Technology
Non-Sewered Sanitation
Nuclear Engineering
Nuclear Science and Technology
Ocean Technology
Oil Technology

Course Name
Oils, Oleo chemicals and Surfactants Technology
Optical Engineering
Optics and Optoelectronics
Opto-Electronics and Communication
Opto-Electronics and Communication Systems
Optoelectronics and Laser Technology
Opto-Electronics Engineering
Opto-Electronics-Optical Communication
Packaging Technology
Paint Technology
Parallel Distributed Systems
Perfumery and Flavour Technology
Pervasive Computing Technology
Petrochem and Petroleum Refinery Engineering
Petrochemical Engineering
Petrochemical Technology
Petroleum Engineering
Petroleum Refining and Petrochemicals
Petroleum Technology
Pharmaceutical Biotechnology
Pharmaceutical Chemistry and Technology
Pharmaceuticals and Fine Chemical Technology
Physical Metallurgy
Plant Design
Plastic Engineering
Plastics Engineering
Plastics Processing and Testing
Plastics Technology
Polymer Engineering
Polymer Nanotechnology
Polymer Science and Engineering
Polymer Science and Technology
Polymer Technology
Power and Energy Engineering
Power and Energy System
Power and Industrial Drives
Power Control and Drives
Power Electronics
Power Electronics and Control

11.1 Diploma In Engineering and Technology

Course Name	Course Name	Course Name
Power Electronics and Drives	Production and Industrial Engineering	Smart Sensing Communication and Networking Technologies
Power Electronics and Drives in Electrical Engineering	Production Design and Manufacturing	Software Engineering
Power Electronics and Electrical Drives	Production Engineering	Software Systems
Power Electronics and Machine Drives	Production Engineering and Engineering Design	Soil and Water Conservation Engineering
Power Electronics and Power Systems	Production Engineering System Technology	Soil Mechanics
Power Electronics and Systems	Production Management	Soil Mechanics and Foundation Engineering
Power Electronics Engineering	Production Technology	Solar Energy
Power Engineering	Production Technology and Management	Solar Power Systems
Power Engineering and Energy Systems	Project Management	Spatial Information Technology
Power Plant Engineering and Energy Management	Propulsion Engineering	Sports Technology
Power System and Control	Public Health Engineering	Structural and Construction Engineering
Power System and Control Automation	Quality Engineering and Management	Structural and Foundation Engineering
Power System Control and Automation	Radar and Communication	Structural Design
Power System with Emphasis H.V. Engineering	Radio Frequency and Microwave Engineering	Structural Dynamics and Earthquake Engineering
Power Systems	Radio Physics and Electronics	Structural Engineering
Power Systems and Automation	Refrigeration and Air Conditioning	Structural Engineering and Construction
Power Systems and Power Electronics	Reliability Engineering	Structural Engineering and Construction Management
Power Systems and Renewable Energy	Remote Sensing	Surface Coating Technology
Power Systems Control and Automation Engineering	Remote Sensing and GIS	System and Network Security
Power Systems Engineering	Remote Sensing and Wireless Sensor Networks	System Management
Pre Stressed Concrete	Renewable Energy	System Software
Printing and packaging Technology	Robotics and Artificial Intelligence	Systems and Signal Processing
Printing Engineering and Graphics Communication	Robotics and Automation	Technical Textile
Printing Technology	Robotics and Mechatronics	Technology Management
Process and Food Engineering	Rocket Propulsion	Telecommunication Engineering
Process Control	Rubber Technology	Telematics
Process Control instrumentation	Rural Technology	Textile Chemistry
Process Dynamics and Control	Science in Software Engineering	Textile Engineering
Process instrumentation	Scientific Computing	Textile Processing
Process Metallurgy	Seismic Design and Earthquake Engineering	Textile Processing Technology
Product Design	Sensor Technology	Textile Technology
Product Design and Commerce	Signal Processing	Textile Technology (Design and Manufacturing)
Product Design and Development	Signal Processing and Communications	Thermal and Fluid Engineering
Product Design and Manufacturing	Signal Processing and Embedded Systems	Thermal Engineering
		Thermal Engineering (Refrigeration and Air Conditioning)
		Thermal Power Engineering
		Thermal Science Engineering

Course Name
Thermal Sciences and Energy Systems
Thermal Systems and Design
Tool Design
Tool Engineering
Town and Country Planning
Traffic and Transporting Engineering
Translational Engineering
Transport Science and Technology
Transportation Engineering
Transportation Engineering and Management
Transportation System Engineering
Tribology and Maintenance
Turbo Machinery
Urban Engineering
Virtual Proto typing and Digital Manufacturing
VLSI
VLSI and Embedded Systems
VLSI and Embedded Systems Design

Course Name
VLSI and Microelectronics
VLSI Design
VLSI Design and Embedded Systems
VLSI Design and Signal Processing
VLSI Design and Testing
VLSI System Design
VLSI Systems
Waste Water Management, Health and Safety Engineering
Water and Environmental Technology
Water Engineering and Management
Water Resource Engineering
Water Resource Management
Water Resources and Environmental Engineering
Water Resources and Hydraulic Engineering
Water Resources and Hydroinformatics
Weapons Engineering
Web Technologies

Course Name
Wired and Wireless Communication
Wireless and Mobile Communications
Wireless Communication and Computing
Wireless Communication Technology
Wireless Communications
Wireless Networks and Applications
Wireless Technology
Climate Technology

#Only as a Collaborative Course in association with DRDO. More details about this Course and similar courses which can be offered in collaborative mode is available@www.aicte-india.org.

NOTE: All PG programs being specialized and Emerging in the respective engineering branches, are permitted as Emerging/ Multidisciplinary areas. Institutions/Universities are expected to revise the curricula regularly for being industry relevant in line with NEP 2020.

11.7 Under Graduate Degree in Planning

Course Name
Planning

11.8 Post Graduate Degree in Planning

Course Name
City and Regional Planning and Management
City Planning
City Planning and Management
Community Planning
Conservation Planning
Environmental Planning
Environmental Planning and Management
Housing

Course Name
Industrial Area Planning and Management
Infrastructure Planning
Infrastructure Planning and Management
Land-Use Planning
Regional and Rural Development Planning
Regional Planning
Rural Planning and Development
Rural Planning and Management

Course Name
Town and Country Planning
Town Planning
Transport Planning and Management
Transportation Planning
Urban and Regional Planning
Urban and Rural Planning
Urban Design
Urban Development
Urban Planning



11.9 Diploma In Applied Arts & Crafts and Design

Course Name
Apparel Design and Fabrication Technology
Apparel Design and Fashion Technology
Art for Drawing Teacher
Beauty and Hair Dressing
Beauty Culture
Beauty Culture and Cosmetology
Commercial Art
Cosmetology
Costume Design and Dress Making
Costume Design and Garment Technology
Craft Technology

Course Name
Fashion and Apparel Design
Fashion Design and Garment Technology
Fashion Designing
Fashion Technology
Fine Arts
Garment Technology
Home Science
Interior Decoration
Interior Design
Textile Design
Textile Designing
Travel and Tourism

11.10 Post Diploma In Applied Arts and Crafts

Course Name
Fine Arts
Textile Designing

11.11 Under Graduate Degree in Applied Arts and Crafts

Course Name
Accessory Design
Animation
Applied Arts
Applied Arts and Crafts (Fashion and Apparel Design)
AR and CR for Films
Audiography
Cinematography
Commercial Art
Digital Imaging
Fashion and Apparel Design
Film and Media
Film and Television
Film Direction
Film Editing
Fine Art (Animation)
Fine Art (Ceramics)
Fine Art (Metal Craft)

Course Name
Fine Art (Photography)
Fine Art (Sculpture)
Fine Arts
Gaming Technology
Media Production Management
Painting
Product Design
Screen Acting
Script Writing
Sound Recording and Sound Design
Television
Textile Design
Virtual Production
Visual Effects

11.12 Post Graduate Degree In Applied Arts and Craft

Course Name
Advertisement and Public Relation
Applied Art (Communication Design)
Applied Art (Illustration)
Applied Art (Visual Communication Design)
Applied Arts
Customer Service Management
Direction
Electronic Cinematography
Fashion Technology
Feature Film Screenplay Writing
Film Archiving

Course Name
Film Studies
Fine Art (Mural)
Fine Art (Painting)
Fine Art (Photography and Media Communication)
Fine Art (Sculpture)
Fine Arts
Painting Mural
Sound Recording and Television Engineering
Video Editing
Visual Communication and Communication Design

11.13 Under Graduate Degree In Design

Course Name
Communication Design
Design
Fashion Communication
Fashion Design
Industrial Design
Interaction Design

Course Name
Interior Design
Jewellery Design
Life Style and Accessory Design
Textile Design

11.14 Post Graduate Degree In Design

Course Name
Animation Design
Animation Film Design
Apparel Design
Business Design
Business Services and System Design
Ceramic and Glass Design
Communication Design
Creative and Applied Computation
Design Computation
Design Education
Design for Retail Experience
Design Led Innovation
Design Management
Digital Game Design
Digital Humanities
Earth Education and Communication
Exhibition Design
Experimental Media Arts
Fashion Design
Fashion Management and Marketing
Film and Video Communication
Film and Video Design
Graphic Design

Course Name
Heritage Design
Human Centered Design
Immersive Media Design
Industrial Arts and Design Practices
Information Arts and Information Design Practice
Information Design
Interaction Design
Lifestyle Accessory Design
Media Arts
New Media Design
Photography Design
Product Design
Public Space Design
Social Design
Textile Design
Toy and Game Design
Transportation and Mobility Design
Universal Design
User Experience Design
Visual Communication and Strategic Branding

11.15 Diploma in Hotel Management and Catering Technology

Course Name
Food Technology
Hospitality and Tourism Administration
Hotel Management
Hotel Management and Catering Technology
Travel and Tourism

11.16 Under Graduate Degree in Hotel Management and Catering Technology

Course Name
Culinary Arts
Hospitality and Tourism Administration
Hotel Management
Hotel Management and Catering Technology

11.17 Post Graduate Degree in Hotel Management and Catering Technology

Course Name
Food and Beverage Management
Hospitality and Tourism Administration
Hotel Management

11.18 (a) Under Graduate Degree In Computer Applications

Course Name
BCA

11.18 (b) Post Graduate Degree In Computer Applications

Course Name
MCA

11.19 (a) Under Graduate Degree In Management

Course Name
BBA / BMS

11.19 (b) Post Graduate Certificate/ Post Graduate Diploma/ Post Graduate Degree/ Fellow Programme In Management

Course Name
Advertising and Marketing Communication
Advertising and Public Relation
Agribusiness and Plantation Management
Agribusiness Management
Agricultural Export and Business Management
Airport Management
Analytics
Apparels
Artificial Intelligence and Data Science
Aviation and Airport Management
Aviation Management
Banking and Finance Management
Banking and Financial Services
Big Data Analytics
Biotechnology

Business Administration
Business Analytics
Business and Corporate Law
Business Design and Innovation
Business Economics
Business Management
Communications
Consultancy Management
Corporate Communication and Event Management
Corporate Social Responsibility
Cyber Law
Design Thinking
Dietetics
Digital Marketing
Digital Media and Marketing Communications
Digital Media and Online Journalism

Disaster Management	International Trade Management
E- Business Management	Jute Technology and Management
Energy Management	Land Governance
Entrepreneurship	Law
Environmental Management	Logistics and Supply Chain Management
Event Management	Management
Export and Import Management	Manufacturing Management
Family Managed Business	Marketing and Finance
Fashion Technology	Marketing and Sales Management
Finance Marketing and Human Resource Management	Marketing Management
Financial Administration	Mass Communication
Financial Management	Materials Management
Financial Services	Media and Entertainment
Fintech	Operations Management
Food Processing and Business Management	Personnel Administration
Foreign Trade	Pharmaceutical Management
Forestry Management	Project Management
Geo Spatial Technology Application in Rural Development	Public Policy and Management
Government Accounting and Internal Audit	Public Systems
Health Care Administration	Real Estate Management
Health Care and Hospital Management	Retail Management
Healthcare Management	Rural Management
Heritage Management	Securities Market
Home Textiles	Services Management
Hospital Administration	Shipping and Logistics Management
Hospital and Health Care Management	Social Enterprise Management
Hospital Management	Sports Management
Hospitality Management	Sustainability Management
Human Resource Development	Technical Textile Management
Human Resource Development and Management	Technology Management
Human Resource Management	Telecom Management
Industrial Safety and Environmental Management	Television and Radio Journalism / Production
Information Communication Technology in Securities Market	Textile Management
Information Management	Tourism Management
Information Technology	Transport and Logistics Management
Information Technology and Systems Management	Transport Economics and Management
Infrastructure Management	Travel and Tourism
Innovation, Entrepreneurship and Venture Development (IEV)*	Tribal Development
Insurance and Risk Management	Waste Management and Social Entrepreneurship
International Business	Water and River Management
	Power Management

PGDM / MBA without any specialization in bracket refers general management ONLY. Hence, the GENERAL nomenclature will not be available for PGDM / MBA. However, MBA institutions can opt if their affiliating University has already granted this nomenclature. Institutions should use/name the course as PGDM/ MBA and put specialized nomenclature as approved in brackets for all practical purposes/communication.

*Approval shall be based on the fulfilment of eligibility criteria specified by the MoE's Innovation Cell

Core Branches for Under Graduate Degree in Engineering & Technology :

Agriculture Engineering	Civil Engineering with Computer Application	Computer Science and Information Technology
Agricultural Engineering	Civil Engineering and Planning	Computer Science and Systems Engineering
Smart Agritech	Structural Engineering	Computer Science and Engineering (Networks)
Agricultural Technology	Civil Environmental Engineering	Computer Technology
Agriculture Engineering	Civil Engineering (Construction Technology)	Electrical and Computer Engineering
Automobile Engineering	Civil and Infrastructure Engineering	Electronics and Computer Science
Automobile Engineering	Civil Technology	Electronics and Computer Engineering
Automobile Maintenance Engineering	Construction Automation	Mathematics and Computing
Automotive Technology	Construction Engineering	Software Engineering
Mechanical Engineering (Automobile)	Construction Engineering and Management	Electrical Engineering
Mechanical Engineering Automobile	Construction Technology	Electrical and Computer Engineering
Chemical Engineering	Construction Technology and Management	Electrical and Electronics (Power System)
Chemical and Electro Chemical Engineering	Computer Science	Electrical and Electronics Engineering
Biochemical Engineering	Advanced Computer Application	Electrical Power Engineering
Chemical Engineering	Computer and Communication Engineering	Electrical and Instrumentation Engineering
Chemical Engineering (Plastic and Polymer)	Computer Science and Applied Mathematics	Electrical, Electronics and Power Engineering
Chemical Engineering (Desalination and Water Treatment)	Computer Engineering	Electrical and Mechanical Engineering
Chemical and Biochemical Engineering	Computer Engineering (Software Engineering)	Electrical and Power Engineering
Chemical Technology	Computer Engineering and Application	Electrical Engineering
Petrochem Engineering	Computer Science and Biosciences	Electrical Engineering (Electronics and Power)
Dye Stuff Technology	Computer Science and Design	Electrical Engineering Industrial Control
Rubber Technology	Computer Networking	Electrical Instrumentation and Control Engineering
Rubber and Plastics Technology	Computer Science and Engineering	Electrical, Electronics and Power
Dyestuff Technology	Computer Science and Social Sciences	Electronics and Computer Science
Surface Coating Technology	Computer Science	Electronics and Electrical Engineering
Civil Engineering	Computer Science and Business Systems	Electronics and Power Engineering
Building and Construction Technology	Computer Science and Medical Engineering	
Civil and Rural Engineering	Computer Science and Technology	
Civil Engineering	Computer Science and Engineering and Business Systems	

Electronics Engineering	Applied Electronics and Communications	Food Technology
Biomedical Engineering	Electronics and Biomedical Engineering	Food Engineering and Technology
Digital Techniques for Design and Planning	Biomedical Engineering	Food Processing and Preservation
Electrical and Electronics Engineering	Electronics and Communication Engineering (Bio-Medical Engineering)	Food Processing Technology
Electrical, Electronics and Power	Electronics and Communication (Communication System Engineering)	Food Technology
Electronic Engineering	Communication Engineering	Food Technology and Management
Electronic Science and Engineering	Electronics and Communication Technology	Industrial Engineering
Electronics	Electronics and Communication Engineering	Industrial and Production Engineering
Electronics and Computer Science	Electronics and Communication Engineering (Industry Integrated)	Industrial Production Engineering
Electronics and Computer Engineering	Electronics and Tele-Communication Engineering	Industrial Engineering
Electronics and Control Systems	Electronics and Telecommunication Engineering (Technologynician Electronic Radio)	Industrial Engineering and Management
Electronics and Electrical Engineering	Electronics and Telecommunications Engineering	Information Technology
Electronics and Power Engineering	Electronics and Telecommunication	Information and Communication Technology
Electronics Engineering (VLSI Design and Technology)	Electronics and Telecommunication Engineering	Information Engineering
Electronics Design Technology	Electronics and Telecommunication Engineering (Technologynician Electronic Radio)	Information Science and Engineering
Electronics Instrument and Control	Electronics and Telecommunication Engineering	Information Science and Technology
Electronics Engineering	Electronics and Telecommunication Engineering	Information Technology
Electronics System Engineering	Electronics and Telecommunication Engineering (Technologynician Electronic Radio)	Information Technology and Engineering
Electronics Technology	Electronics and Communication Engineering (Microwaves)	Instrumentation
Power Electronics	Electronics Communication and Instrumentation Engineering	Applied Electronics and Instrumentation Engineering
Power Electronics Engineering	Electronics and Telematics Engineering	Automation Engineering
Radio Physics and Electronics	Telecommunication Engineering	Biomedical Instrumentation
Electronics and Telecommunication Engineering		Electrical Engineering Industrial Control
Advanced Communication and Information System		Electrical Instrumentation and Control Engineering
Advanced Electronics and Communication Engineering		Electronic Instrumentation and Control Engineering
		Electronics and Instrumentation Engineering
		Applied Electronics and Instrumentation Engineering

Electronics and Instrumentation Engineering	Metallurgy
Electronics Instrumentation and Control Engineering	Material Science and Technology
Power Electronics and Instrumentation Engineering	Metallurgical and Materials Engineering
Electronics and Control Systems	Metallurgical Engineering
Electronics Communication and Instrumentation Engineering	Metallurgy
Electronics Instrumentation and Control Engineering	Metallurgy and Material Technology
Instrument Technology	Mining Engineering
Instrumentation	Mine Engineering
Instrumentation and Control Engineering	Mining Engineering
Instrumentation and Electronics	
Instrumentation Engineering	Textile Engineering
Instrumentation Technology	
Power Electronics and Instrumentation Engineering	Fibres and Textiles Processing Technology
Mechanical Engineering	Jute and Fibre Technology
Electrical and Mechanical Engineering	Man Made Fibre Technology
Mechanical Engineering (Industry Integrated)	Carpet and Textile Technology
Additive Manufacturing	Man-Made Textile Technology
Mechanical Engineering (Automobile)	Silk Technology
Mechanical Engineering (Welding Technology)	Technical Textiles
Mechanical and Mechatronics Engineering (Additive Manufacturing)	Handloom and Textile Technology
Mechanical Engineering (Manufacturing Engineering)	Facilities and Services Planning
Mechanical Engineering	Textile Engineering
Mechanical Engineering Design	Textile Plant Engineering
Mechanical and Rail Engineering	Textile Processing
Mechanical Engineering (Repair and Maintenance)	Textile Technology
Power Engineering	

Core Branches for Diploma In Engineering & Technology :

Agriculture Engineering	Civil (SFS Mode)	Computer Science and Systems Engineering
Agricultural Engineering	Civil Draftsman	Computer Software Technology
Agricultural Technology	Civil Engineering	Computer Technology
Automobile Engineering	Civil Engineering and Planning	Computer Technology and Applications
Automobile Engineering	Civil Engineering (Building Services Engineering)	Computer Applications
Automobile Engineering (Automobile Fitter)	Civil Engineering (Construction Technology)	Network Engineering
Automotive Engineering	Civil Engineering (Construction)	Electronics and Computer Engineering
Mechanical Engineering (Automobile)	Civil Engineering (Rural Engineering)	Electrical Engineering
Mechanical Engineering Auto Mobile	Civil Technology	Electrical and Electronics (Power System)
Energy Systems Engineering	Construction Engineering	Electrical and Electronics Engineering
Heat Power Engineering	Construction Technology	Electrical and Instrumentation Engineering
Maintenance Engineering	Construction Technology and Management	Electrical and Mechanical Engineering
Chemical Engineering	Quantity Surveying and Construction Management	Electrical and Power Engineering
Chemical Engineering	Survey Engineering	Electrical Energy Systems
Chemical Engineering (Fertilizer)	Transportation Engineering	Electrical Engineering (Instrumentation and Control)
Chemical Engineering (Oil Technology)	Computer Science	Electrical Engineering
Chemical Engineering (Petro Chemical)	Advanced Computer Application	Electrical Engineering (Electronics and Power)
Chemical Engineering (Plastic and Polymer)	Campus Wide Network Design and Maintenance	Electrical Engineering (Industrial Control)
Chemical Engineering (Sugar Technology)	Computer Hardware and Networking	Electrical Machines
Chemical Engineering	Computer Applications	Electrical Power Systems
Chemical Technology	Computer Engineering	Power Systems Engineering
Chemical Technology (Paint Technology)	Computer Engineering and Application	Electronics and Electrical Engineering
Chemical Technology (Rubber and Plastic Technology)	Computer Hardware and Maintenance	
Chemical Technology Fertilizer	Computer Hardware and Networking	
Chemical Technology (Rubber/Plastic)	Computer Networking	
Surface Coating Technology	Computer Science and Engineering	
Technical Chemistry	Computer Science	
Civil Engineering	Computer Science and Technology	
Civil and Rural Engineering		

Electronics Engineering
Applied Electronics
Digital Electronics
Digital Electronics and Microprocessor
Digital Systems
Electrical and Electronics (Power System)
Electronics and Telecommunication Engineering
Electrical and Electronics Engineering
Electrical and Electronics Engineering
Electrical Engineering (Electronics and Power)
Electronic Engineering
Electronic Science and Engineering
Electronics
Electronics and Avionics
Electronics and Production
Electronics and Video Engineering
Electronics and Computer Engineering
Electronics and Electrical Engineering
Electronics Engineering
Electronics Engineering (Industry Integrated)
Electronics Engineering (Micro Electronics)
Electronics Engineering (Modern Consumer Electronics)
Electronics Engineering (Specialization in Consumer Electronics)

Electronics Engineering With Microprocessor
Electronics Production and Maintenance
Electronics Technology
Industrial Electronics
Micro Electronics
Power Electronics
Digital Electronics and Communication Engineering
Electronics and Communication Engineering
Electrical and Electronics Engineering (Industry Integrated)
Electronics and Communication Technology
Advanced Communication and Information System
Advanced Electronics and Communication Engineering
Electronics and Telecommunication Engineering
Engineering (Microwaves)
Electronics and Telecommunication Engineering (Radio and System)
Electronics Communication and Instrumentation Engineering
Telecommunication Engineering
Telecommunication Technology
TV and Sound Engineering
Information and Communication Technology

Food Technology
Food Processing and Preservation
Food Processing Technology
Food Technology
Industrial Engineering
Industrial Engineering
Information Technology
Information and Communication Technology
Information Engineering
Information Science and Engineering
Information Science and Technology
Information Technology
Information Technology and Engineering
Instrumentation
Applied Electronics and Instrumentation Engineering
Automation Engineering
Control and Instrumentation
Biomedical Instrumentation
Electrical and Instrumentation Engineering
Electrical Engineering (Instrumentation and Control)
Electronic Instrumentation and Control Engineering
Electronics and Instrumentation Engineering
Electronics Communication and Instrumentation Engineering
Industrial Electronics

Instrument Technology
Instrumentation
Instrumentation and Control Engineering Instrumentation
Instrumentation Engineering
Instrumentation Technology
Mechanical Engineering
Mechanical Engineering (Industry Integrated)
Mechanical Engineering
Mechanical Engineering (Maintenance)
Mechanical Engineering (Refrigeration and Air Conditioning)
Mechanical Engineering Power Plant Engineering
Mechanical Engineering Tube Well Engineering
Mechanical Engineering (Repair and Maintenance)
Navy Entry Artificer/ Diploma in Mechanical and Electrical
Refrigeration and Air Conditioning
Metallurgy
Metallurgical Engineering
Metallurgy
Metallurgy and Material Technology
Mining Engineering
Mine Engineering
Mine Surveying
Mining and Mine Surveying
Drilling Engineering

Drilling Technology
Textile Engineering
Apparel Design and Fabric
Apparel Design and Fabrication Technology
Apparel Design and Fashion Technology
Apparel Manufacture and Design Apparel Technology
Computer Aided Costume Design and Dress Making Costumer
Design and Dress Making
Handloom and Textile Technology
Textile Technology (Man Made Fibre Technology)
Dress Designing and Garment Manufacturing
Fashion and Clothing Technology
Fashion and Design
Fashion and Apparel Design
Fashion Designing
Fashion Designing and Garment Technology
Fashion Technology
Garment Technology
Garment and Fashion Technology
Garment Design and Fashion Technology
Garment Fabrication
Garment Manufacturing Technology
Handloom and Textile Technology
Knitting and Garment Technology

Knitting Technology
Textile Chemistry
Textile Design
Textile Designing
Textile Designing Printing
Textile Engineering
Textile Manufactures
Textile Manufacturing and Technology
Textile Marketing and Management
Textile Processing
Textile Processing Technology
Textile Technology
Textile Technology (Textile Design and Weaving)
Textile Technology (Manmade Fibre)
CDDM (Costume Design and Dress Making)

ANNEXURE-12

A. Closest available Nomenclature of Under Graduate Degrees for the Diploma in Engineering and Technology (Conversion of Levels)

Aeronautical Engineering	
1.	Aero Space Engineering
2.	Aeronautical Engineering
3.	Aircraft Maintenance Engineering (Avionics)
4.	Aircraft Maintenance Engineering (Helicopter and Power Plants)
5.	Aircraft Maintenance Engineering
Agriculture Engineering	
1.	Smart Agritech
2.	Agricultural Engineering
3.	Agricultural Technology
4.	Agriculture Engineering
Fisheries Engineering and Technology	
1.	Fisheries Technology
Architecture Engineering	
1.	Architectural Assistantship
2.	Interior Decoration
3.	Interior Design
Automobile Engineering	
1.	Automobile Engineering
2.	Automobile Engineering (Automobile Fitter)
3.	Automotive Engineering
4.	Mechanical Engineering (Automobile)
5.	Mechanical Engineering Automobile
Biomedical Engineering	
1.	Biomedical Electronics
2.	Ophthalmic Technology
3.	Opto-Electronics Engineering
4.	Technician X-Ray Technology
5.	Biomedical Engineering
6.	Biomedical Instrumentation
Biotechnology	
1.	Biotechnology
Ceramic Engineering	
1.	Ceramics
2.	Ceramic Engineering and Technology
3.	Ceramic Technology
4.	Ceramics Engineering
5.	Glass and Ceramics Engineering
Chemical Engineering	
1.	Cement Technology
2.	Chemical Engineering
3.	Water Technology and Health Science
4.	Chemical Engineering (Fertilizer)
5.	Chemical Engineering (Oil Technology)
6.	Chemical Engineering (Petro Chemical)
7.	Chemical Engineering (Petrochemical)
8.	Plastic and Mould Technology
9.	Plastic and Polymer Engineering
10.	Chemical Engineering Specialization in Petrochemicals
11.	Chemical Engineering (Plastic and Polymer)
12.	Petrochemical Engineering
13.	Chemical Engineering (Sugar Technology)
14.	Surface Coating Technology
15.	Chemical Technology
16.	Textile Chemistry
17.	Chemical Technology (Paint Technology)
18.	Chemical Technology (Rubber and Plastic Technology)
19.	Chemical Technology Fertilizer
20.	Glass and Ceramics Engineering
21.	Chemical Technology (Rubber/ Plastic)
22.	Surface Coating Technology
23.	Technical Chemistry
24.	Smart and Sustainable Transportation
Civil Engineering	
1.	Civil and Environmental Engineering
2.	Civil and Rural Engineering
3.	Civil (Public Health and Environment) Engineering
4.	Mine Surveying
5.	Mining and Mine Surveying
6.	Geoinformatics
7.	Civil Draftsman
8.	Civil Engineering
9.	Civil Engineering and Planning
10.	Survey Engineering
11.	Civil Engineering (Building Services Engineering)
12.	Transportation Engineering and Management
13.	Civil Engineering (Construction Technology)
14.	Civil Engineering (Environment and Pollution Control)
15.	Civil Engineering (Environmental and Pollution Control)
16.	Civil Engineering (Environmental Engineering)

17.	Civil Engineering (Public Health Engineering)
18.	Civil Engineering (Rural Engineering)
19.	Civil Engineering (Water Resource and Management)
20.	Civil Environmental Engineering
21.	Civil Technology
22.	Civil Engineering (Construction)
23.	Civil (SFS Mode)
24.	Construction Engineering
25.	Construction Technology
26.	Construction Technology and Management
27.	Geoinformatics and Surveying Technology
28.	Quantity Surveying and Construction Management
29.	Survey Engineering
30.	Water Resource Management
31.	Geographic Information System and Global Positioning System
32.	Transportation Engineering
33.	Water Technology and Health Science
Computer Science and Engineering	
1.	Artificial Intelligence (AI) and Machine Learning
2.	Commercial and Computer Practice
3.	Campus Wide Network Design and Maintenance
4.	Computer Hardware and Networking
5.	Computer and Information Science
6.	Computer Applications
7.	Computer Engineering
8.	Computer Engineering and Application
9.	Computer Engineering and IoT
10.	Computer Hardware and Maintenance
11.	Computer Hardware and Networking
12.	Computer Networking
13.	Computer Science and Engineering
14.	Computer Science
15.	Computer Science and Technology
16.	Computer Science and Information Technology
17.	Computer Science and Systems Engineering
18.	Computer Software Technology
19.	Computer Technology
20.	Computer Technology and Applications
21.	Cloud Computing and Big Data
22.	Electronics and Computer Engineering
23.	Cyber Forensics and Information Security
24.	Gaming and Animation
25.	Office Management and Computer Application
26.	I.T. (Courseware Engineering)

27.	Virtual and Augmented Reality
28.	Information and Communication Technology
29.	Information Engineering
30.	Information Science
31.	Information Science and Engineering
32.	Information Science and Technology
33.	Information Security Management
34.	Information Technology
35.	Information Technology and Engineering
36.	Information Technology Enabled Services and Management
37.	Multimedia Technology
38.	Network Engineering
39.	Web Designing
40.	Web Technologies
41.	Advanced Communication and Information System
42.	Electronics and Computer Engineering
Dairy Engineering	
1.	Dairy Engineering
Electrical Engineering	
1.	Electrical and Electronics (Power System)
2.	Electrical and Electronics Engineering
3.	Electrical and Instrumentation Engineering
4.	Electrical and Mechanical Engineering
5.	Electrical and Power Engineering
6.	Electrical Energy Systems
7.	Electrical Engineering (Instrumentation and Control)
8.	Electrical and instrumentation Engineering
9.	Electrical Engineering
10.	Navy Entry Artificer/ Diploma in Mechanical and Electrical
11.	Electrical Engineering (Electronics and Power)
12.	Electrical Engineering and Electric Vehicle Technology
13.	Electrical Engineering industrial Control
14.	Electrical Engineering (Industrial Control)
15.	Electrical Machines
16.	Electrical Power System
17.	Electrical Power Systems
18.	Power Electronics
19.	Power Systems Engineering
20.	Electronics and Electrical Engineering
21.	Advanced Communication and Information System
22.	Advanced Electronics and Communication Engineering

Electronics and Communication Engineering	
1.	Applied Videography
2.	Applied Electronics
3.	Applied Electronics and Instrumentation Engineering
4.	Audiography and Sound Engineering
5.	Bio Electronics
6.	Communication and Computer Networking
7.	Combat Radio and Communication Technology
8.	Digital Communications
9.	Digital Electronics
10.	Telecommunication Engineering
11.	Telecommunication Technology
12.	Digital Electronics and Microprocessor
13.	Digital Electronics and Communication Engineering
14.	Digital Systems
15.	Electronic Engineering
16.	Electronic Instrumentation and Control Engineering
17.	Electronic Science and Engineering
18.	Electronics
19.	Electronics and Avionics
20.	Electronics and Communication Engineering
21.	Electronics and Communication Engineering (Industry Integrated)
22.	Electronics and Communication Technology
23.	Electronics Communication and Instrumentation Engineering
24.	Electronics and Instrumentation Engineering
25.	Electronics and Production
26.	Electronics and Telecommunication Engineering
27.	Electronics and Telecommunication Engineering (Technology electronic Radio)
28.	Electronics and Video Engineering
29.	Sound Recording and Engineering
30.	Electronics (Fiber Optics)
31.	Electronics (Robotics)
32.	Electronics and Communication Engineering (Microwaves)
33.	Electronics and Computer Engineering
34.	Electronics and Electrical Engineering
35.	Electronics and Telecommunication Engineering (Radio and System)
36.	Electronics Communication and Instrumentation Engineering
37.	Electronics Engineering
38.	Electronics Engineering (Digital Electronics)
39.	Electronics Engineering Modern Consumer Electronics

40.	Integrated Circuit (IC) and Design Fabrication*
41.	IC Manufacturing
42.	Electronics Engineering (Industry Integrated)
43.	Electronics Engineering (Micro Electronics)
44.	Micro Electronics
45.	Electronics Engineering (Specialization in Consumer Electronics)
46.	Electronics Engineering (Modern Consumer Electronics)
47.	Electronics Engineering With Microprocessor
48.	Electronics Instrumentation and Control Engineering
49.	Electronics Production and Maintenance
50.	Electronics Robotics
51.	Electronics Technology
52.	Electronics Tele Communication
53.	Embedded Systems
54.	Industrial Electronics
55.	Micro Electronics
56.	Opto-Electronics Engineering
57.	Power Electronics
58.	Telecommunication Engineering
59.	Telecommunication Technology
60.	TV and Sound Engineering
61.	Information and Communication Technology
62.	Electrical and Electronics (Power System)
63.	Electrical and Electronics Engineering
64.	Electrical Engineering (Electronics and Power)
Environmental Engineering	
1.	Environmental Engineering
2.	Water Technology and Health Science
3.	Civil Engineering (Environment and Pollution Control)
4.	Civil Engineering (Environmental Engineering)
5.	Civil Environmental Engineering
Energy Engineering	
1.	Renewable Energy
2.	Alternate Energy Technologies *
Fashion Technology	
1.	Jewellery Design and Manufacture Technology
Fire and Safety Engineering	
1.	Fire Technology and Safety
Film Engineering and Technology	
1.	Cinematography
2.	Direction Screen Play Writing and TV Production
3.	Film Technology and TV Production (Digital Intermediate)
4.	Film and Video Editing

5.	Photography
6.	Film Technology and TV Production (Cinematography)
7.	Electronics and Video Engineering
Food Engineering and Technology	
1.	Dairy Engineering
2.	Food Processing and Preservation
3.	Sugar Technology
4.	Food Processing Technology
5.	Food Technology
6.	Smart Agritech
Instrumentation Engineering	
1.	Automation and Robotics
2.	Control and Instrumentation
3.	Construction Automation
4.	Electrical and Instrumentation Engineering
5.	Electronics Communication and Instrumentation Engineering
6.	Instrument Technology
7.	Instrumentation
8.	Instrumentation and Control Engineering
9.	Instrumentation (E&C)
10.	Instrumentation Engineering
11.	Instrumentation Technology
12.	Instruments and Medical Equipment
13.	Electronics Instrument and Control
14.	Applied Electronics and Instrumentation Engineering
15.	Electronic Instrumentation and Control Engineering
16.	Opto-Electronics Engineering
17.	Robotic Process Automation
18.	Electronics and Instrumentation Engineering
19.	Instrumentation and Process Control
20.	Electronics Robotics
21.	Electrical and Instrumentation Engineering
22.	Electrical Engineering (Instrumentation and Control)
23.	ECG Technology
24.	Automation Engineering
25.	Electronics Communication and Instrumentation Engineering
Leather Technology	
1.	Footwear Technology
2.	Leather and Fashion Technology
3.	Leather Goods and Footwear Tech
4.	Leather Technology
5.	Leather Technology (Footwear)

6.	Leather Technology Footwear Computer Aided Shoe Design
7.	Leather Technology Tanning
8.	Saddlery Technology and Export Management
Library	
1.	Library and information Science
Marine Engineering	
1.	Marine Engineering and Systems
2.	Marine Engineering
3.	Navy Entry Artificer/ Diploma in Mechanical and Electrical
4.	Marine Engineering and Systems (Artificer Training)
5.	Marine Engineering and Systems
Management	
1.	Finance Account and Auditing
2.	Travel and Tourism
3.	Material Management
4.	Logistics Technology
Mechanical Engineering	
1.	CAD CAM
2.	Design and Drafting
3.	Foundry Technology
4.	Heat Power Engineering
5.	Machine Engineering
6.	Mechanical (Computer Aided Design, Manufacture and Engineering)
7.	Mechanical CAD/CAM
8.	Mechanical Engineering(Industry Integrated)
9.	Mechanical Engineering
10.	Mechanical Engineering (Auto)
11.	Mechanical Engineering (Maintenance)
12.	Mechanical Engineering (Refrigeration and Air Conditioning)
13.	Mechanical Engineering, Refrigeration and Air Conditioning
14.	Mechanical Engineering (Tool and Die)
15.	Tool and Die Engineering
16.	Mechanical Engineering Automobile
17.	Mechanical Engineering (Automobile)
18.	Mechanical Engineering Power Plant Engineering
19.	Mechanical Engineering Production
20.	Mechanical Engineering (Production)
21.	Mechanical Engineering Specialization in CAD
22.	Mechanical Engineering (CAD)
23.	Precision Manufacturing
24.	Robotics and Mechatronics
25.	Robotic Process Automation

26.	Mechanical Engineering Tool Engineering
27.	Tool and Die Making
28.	Mechanical Engineering Tube Well Engineering
29.	Mechanical Engineering (CAD/CAM)
30.	Mechanical Engineering Computer Aided Design/Computer Aided Manufacturing
31.	Mechanical Engineering (Foundry)
32.	Mechanical Engineering (Machine Tool Maintenance and Repairs)
33.	Mechanical Engineering (Repair and Maintenance)
34.	Mechanical Welding and Sheet Metal Engineering
35.	Mechanical Welding and Sheet Metal
36.	Tool Die and Mould Making
37.	Navy Entry Artificer/ Diploma in Mechanical and Electrical
38.	Refrigeration and Air Conditioning
39.	Machine Tools and Maintenance Engineering
40.	Machine Tools Technology
41.	Industrial Engineering and Management
42.	Maintenance Engineering
43.	Material Management
44.	Energy Systems Engineering
Mechatronics	
1.	Mechatronics
2.	Fabrication Technology
3.	Fabrication Technology and Erection Engineering
4.	Robotics and Mechatronics
Metallurgical Engineering	
1.	Metallurgical Engineering
2.	Metallurgy
3.	Metallurgy and Material Technology
Military Engineering	
1.	Artificer Training (Electronics)
2.	Artificer Training (Electrical)
3.	Artificer Training (Mechanical)
4.	Small Arms Engineering
5.	Armament Engineering (Gun Fitter)
6.	Combat Armament and Weapon Technology
7.	Combat Driving and Maintenance Technology
8.	Weapons Engineering
9.	Navy Entry Artificer/ Diploma in Mechanical and Electrical
Mining Engineering	
1.	Mine Engineering
2.	Mining Engineering
3.	Mine Surveying

4.	Mining and Mine Surveying
5.	Shipbuilding Engineering
6.	Drilling Engineering
7.	Drilling Technology
Oil and Paint Technology	
1.	Chemical Engineering (Oil Technology)
2.	Chemical Technology (Paint Technology)
Packaging Technology	
1.	Packaging Technology
2.	Printing and Packing Technology
Petrochemical Engineering	
1.	Petrochemical Engineering
2.	Petrochemical Refinery
3.	Petrochemical Technology
4.	Petroleum Engineering
5.	Petroleum Technology
6.	Chemical Engineering (Petro Chemical)
Pharmaceutical Engineering	
1.	Pharmaceutical Chemistry and Technology
2.	Beauty Culture and Cosmetology
3.	Cosmetology and Health
Plastic and Polymer Technology	
1.	Plastic and Mould Technology
2.	Plastic and Polymer Engineering
3.	Plastic Engineering
4.	Plastics Mould Technology
5.	Plastic Mould Technology
6.	Plastics Technology
7.	Plastic Technology
8.	Plastics Engineering
9.	Plastics Processing and Testing
10.	Polymer Engineering and Technology
11.	Polymer Technology
12.	Plastic Process and Testing
13.	Post Plastic Process and Testing
14.	Chemical Engineering (Plastic and Polymer)
Printing Technology	
1.	Printing and Packing Technology
2.	Printing Technology
Production Engineering	
1.	Electronics Production and Maintenance
2.	Industrial and Production Engineering
3.	Industrial Production Engineering
4.	IC Manufacturing
5.	Machine Tools and Maintenance Engineering
6.	Machine Tools Technology
7.	Manufacturing Engineering

8.	Manufacturing Technology
9.	Precision Manufacturing
10.	Production and Industrial Engineering
11.	Production Engineering
12.	Production Technology
13.	Logistics Technology
14.	Tool and Die Making
15.	Tool and Die Engineering
16.	Tool and Die Under Mechanical Engineering
17.	Maintenance Engineering
18.	Material Management
19.	Tool Die and Mould Making
20.	Fabrication Technology
21.	Fabrication Technology and Erection Engineering
22.	CAD CAM
23.	Design and Drafting
24.	Digital Manufacturing Technologies
25.	Jewellery Design and Manufacture Technolog
26.	Foundry Technology
27.	Mechanical (Computer Aided Design, Manufacture and Engineering)
28.	Mechanical CAD/CAM
29.	Mechanical Engineering (Tool and Die)
30.	Mechanical Engineering Production
31.	Mechanical Engineering Tool Engineering
32.	Mechanical Engineering (CAD/CAM)
33.	Mechanical Engineering (Foundry)
34.	Mechanical Engineering (Machine Tool Maintenance and Repairs)
35.	Mechanical Welding and Sheet Metal Engineering
Pulp Technology	
1.	Pulp Technology
2.	Paper Technology
3.	Paper and Pulp Technology
4.	Wood Technology
5.	Wood and Paper Technology
Ship Technology	
1.	Shipbuilding Engineering
Textile Technology	
1.	Apparel Design and Fabric
2.	Apparel Design and Fabrication Technology
3.	Apparel Design and Fashion Technology
4.	Apparel Manufacture and Design
5.	Apparel Technology
6.	Carpet Technology

7.	Computer Aided Costume Design and Dress Making
8.	Costumer Design and Dress Making
9.	Handloom and Textile Technology
10.	Textile Technology (Man Made Fibre Technology)
11.	Dress Designing and Garment Manufacturing
12.	Fashion and Clothing Technology
13.	Fashion and Design
14.	Fashion and Apparel Design
15.	Fashion Designing
16.	Fashion Designing and Garment Technology
17.	Fashion Technology
18.	Garment Technology
19.	Garment and Fashion Technology
20.	Garment Design and Fashion Technology
21.	Garment Fabrication
22.	Garment Manufacturing Technology
23.	Handloom and Textile Technology
24.	Knitting and Garment Technology
25.	Knitting Technology
26.	Textile Chemistry
27.	Textile Design
28.	Textile Designing
29.	Textile Designing Printing
30.	Textile Engineering
31.	Textile Manufactures
32.	Textile Manufacturing Technology
33.	Textile Manufacturing and Technology
34.	Textile Marketing and Management
35.	Textile Processing
36.	Textile Processing Technology
37.	Textile Technology
38.	Textile Technology (Textile Design and Weaving)
39.	Textile Technology (Manmade Fibre)
40.	CDDM (Costume Design and Dress Making)
Rubber Technology	
1.	Rubber Technology
2.	Chemical Technology (Rubber and Plastic Technology)
3.	Chemical Technology (Rubber/ Plastic)
Hotel Management and Catering Technology	
1.	Home Science
2.	Hotel Management and Catering Technology
Medical Electronics	
1.	Biomedical Instrumentation
2.	Medical Electronics Engineering
3.	Medical Electronics

4.	Medical Laboratory Technology
5.	Instruments and Medical Equipment
-	Engineering Education
-	Home Science
-	Beauty and Hair Dressing
-	Film and Video Editing
-	Film Technology and TV Production (Film Processing)
-	Film Technology and TV Production (Sound Recording and Sound Engineering)
-	Film Technology (Animation and Visual Effects)
-	Sound Recording Engineering
-	Mass Communication

-	Media & Mass Communication
-	Accounts and Audit
-	Administration Services
-	Computer Application and Business Management
-	Modern Office Management
-	Modern Office Management and Secretarial Practice
-	Modern Office Practice
-	Commercial Practice
-	Commercial Practice (KAN and ENG)
-	ECG Technology
-	Health Care Technology
-	Animation and Multimedia Technology

B. Closest available Nomenclature of Diploma for the Under Graduate Degree In Engineering and Technology (For conversion of Levels)

Aeronautical Engineering	
1.	Aero Space Engineering
2.	Aerospace Engineering
3.	Aeronautical Engineering
4.	Airline Management
5.	Aircraft Maintenance Engineering
Agricultural Engineering	
1.	Agricultural Engineering
2.	Smart Agritech
3.	Agricultural Technology
4.	Agriculture Engineering
Architectural Assistantship	
1.	Architectural Assistantship
2.	Architecture and Interior Decoration
3.	Architecture Assistantship
Automobile Engineering	
1.	Architectural Assistantship
2.	Interior Decoration
3.	Interior Design
Automobile Engineering	
1.	Automobile Engineering
2.	Automobile Maintenance Engineering
3.	Automotive Technology
4.	Mechanical Engineering Automobile
Biomedical Engineering	
1.	Biomedical Electronics
2.	Ophthalmic Technology
3.	Opto-Electronics Engineering
4.	Technician X-Ray Technology

5.	Biomedical Engineering
6.	Biomedical Instrumentation
Biomedical Engineering	
1.	Biomedical Engineering
2.	Biomedical and Robotic Engineering
3.	Biomedical Instrumentation
4.	Electronics and Biomedical Engineering
Biotechnology	
1.	Biotechnology
2.	Bioinformatics
3.	Biochemical Engineering
4.	Bioelectronics Engineering
5.	Computer Science and Biosciences
6.	Biotechnology and Biochemical Engineering
Ceramics Engineering	
1.	Ceramic Engineering and Technology
2.	Ceramic Technology
3.	Ceramics Engineering
Chemical Engineering	
1.	Chemical and Electro Chemical Engineering
2.	Chemical Engineering (Desalination and Water Treatment)
3.	Chemical and Biochemical Engineering
4.	Biochemical Engineering
5.	Dyestuff Technology
6.	Petrochem Engineering
7.	Chemical Engineering
8.	Rubber and Plastics Technology
9.	Chemical Engineering (Plastic and Polymer)

10.	Oils, Oleochemicals and Surfactants Technology
11.	Chemical Technology
12.	Dye Stuff Technology
Surface Coating Technology	
1.	Surface Coating Technology
2.	Oil and Paint Technology
Chemical Engineering (Oil Technology)	
1.	Oil Technology
2.	Oils, Oleo chemicals and Surfactants Technology
3.	Paint Technology
Civil Engineering (Construction Technology)	
1.	Building and Construction Technology
2.	Construction Engineering
3.	Construction Technology
4.	Construction Technology and Management
5.	Civil Engineering (Construction Technology)
6.	Civil and Infrastructure Engineering
Civil and Environmental Engineering	
1.	Civil and Environmental Engineering
2.	Environment Engineering
3.	Environmental Engineering
4.	Environmental Science and Engineering
5.	Environmental Science and Technology
6.	Civil Engineering (Environmental Engineering)
7.	Civil Engineering (Public Health Engineering)
Civil Engineering	
1.	Civil and Rural Engineering
2.	Civil Technology
3.	Civil and Water Management Engineering
4.	Civil Engineering Environment and Pollution Control
5.	Civil Engineering with Computer Application
6.	Construction Automation
7.	Facilities and Services Planning
8.	Structural Engineering
9.	Civil Engineering
10.	Civil Environmental Engineering
11.	Civil Engineering and Planning
12.	Construction Engineering and Management
Geo Informatics and Surveying Technology	
1.	Geospatial Technology and Geoinformatics
2.	Geo Informatics
3-D Animation and Graphics	
1.	3-D Animation and Graphics
2.	Advanced Computer Application

Computer Engineering Computer Science and Engineering	
1.	Computer and Communication Engineering
2.	Computer Engineering
3.	Computer Engineering and Application
4.	Computer Science and Applied Mathematics
5.	Computer Networking
6.	Computer Science and Engineering
7.	3-D Animation and Graphics
8.	Computer Engineering (Software Engineering)
9.	Software Engineering
10.	Computer Science and Engineering (Artificial Intelligence)
11.	Robotics and Artificial Intelligence
12.	Computer Science
13.	Computer Science and Engineering (Data Science)
14.	Cyber Physical Systems
15.	Computer Science and Engineering (Internet of Things and Cyber Security Including Block Chain Technology)*
16.	Computer Science and Engineering and Business Systems
17.	Computer Science and Engineering (Networks)*
18.	Computer Science and Design
19.	Computer Science and Engineering (Internet of Things)*
20.	Computer Science and Engineering (Artificial Intelligence and Machine Learning)
21.	Industrial IoT*
22.	Computer Science and Biosciences
23.	Computer Science and Business Systems
24.	Computer Science and Engineering (Cyber Security)
25.	Computer Science and Technology
26.	Artificial Intelligence (AI) and Data Science
27.	Artificial Intelligence and Machine Learning
28.	Computer Science and Medical Engineering
29.	Computer Science and Social Sciences
30.	Computer Science and Information Technology
31.	Computer Science and Systems Engineering
32.	Computer Technology
33.	Computing in Computing
34.	Computing in Multimedia
35.	Computing in Software
Information Technology and Engineering	
1.	Information and Communication Technology

2.	Information Engineering
3.	Information Science and Engineering
4.	Information Science and Technology
5.	Information Technology
6.	Information Technology and Engineering
7.	Software Engineering
Dairy Engineering	
1.	Dairy Engineering
2.	Dairy Technology
Electrical Engineering Electrical and Electronics Engineering	
1.	Electrical and Computer Engineering
2.	Electrical and Electronics (Power System)
3.	Electrical and Electronics Engineering
4.	Electrical and Instrumentation Engineering
5.	Electrical Power Engineering
6.	Electrical, Electronics and Power Engineering
7.	Electrical Engineering
8.	Electronics and Electrical Engineering
9.	Electrical Engineering (Electronics and Power)
10.	Electrical Instrumentation and Control Engineering
11.	Electrical, Electronics and Power
Electrical and Power Engineering	
1.	Electrical and Mechanical Engineering
2.	Electrical and Power Engineering
3.	Electrical Engineering Industrial Control
Advanced Electronics and Communication Engineering	
1.	Advanced Communication and Information System
2.	Advanced Electronics and Communication Engineering
3.	Applied Electronics and Instrumentation Engineering
4.	Applied Electronics and Communications
5.	Communication Engineering
Digital Electronics	
1.	Digital Techniques for Design and Planning
2.	Electronic Engineering
Electronics and Communication Engineering	
1.	Electronic Science and Engineering
2.	Applied Electronics and Communications
3.	Telecommunication Engineering
4.	Bioelectronics Engineering
5.	Electronic Instrumentation and Control Engineering

6.	Electronics and Communication (Communication System Engineering)
7.	Electronics and Communication Engineering (Bio-Medical Engineering)
8.	Electronics and Communication Technology
9.	Nano Technology
10.	Electronics and Computer Engineering
11.	Electronics
12.	Electronics and Communication Engineering (Industry Integrated)
13.	Electronics and Telecommunication Engineering (Technologynician Electronic Radio)
14.	Electronics Instrument and Control
15.	Electronics Engineering (VLSI Design and Technology)
16.	Nano Science and Technology
17.	Electronics and Communication Engineering
18.	Electronics and Communication Engineering (Industry Integrated)
Electronics and Telecommunication Engineering	
1.	Electronics and Instrumentation Engineering
2.	Electronics and Telecommunication
3.	Electronics and Tele-Communication Engineering
4.	Electronics and Telecommunication Engineering
5.	Electronics and Telecommunication Engineering(Technologynician Electronic Radio)
6.	Electronics Communication and Instrumentation Engineering
7.	Radio Physics and Electronics
8.	Applied Electronics and Instrumentation Engineering
9.	Telecommunication Engineering
10.	Electronics and Biomedical Engineering
11.	Electronics and Communication Engineering (Microwaves)
12.	Electronics and Communication Engineering
13.	Electronics and Computer Science
Electronics and Electrical Engineering	
1.	Electronics and Control Systems
2.	Electronics and Electrical Engineering
3.	Electronics and Power Engineering
4.	Electronics and Telematics Engineering
5.	Electronics Design Technology
6.	Electronics Engineering
7.	Electronics Instrumentation and Control Engineering

8.	Electronics System Engineering
9.	Electronics Technology
Energy Engineering and Technology	
1.	Energy and Environmental Management
2.	Energy Engineering
3.	Smart and Sustainable Energy
4.	Environmental Science and Engineering
5.	Environmental Science and Technology
6.	Environmental Engineering
Environmental Engineering	
1.	Environment Engineering
2.	Energy and Environmental Management
Opto-Electronics Engineering	
1.	Optics and Optoelectronics
Power Electronics	
1.	Power Electronics
2.	Power Electronics and Instrumentation Engineering
3.	Power Electronics Engineering
Fire Technology and Safety	
1.	Fire Technology and Safety
2.	Fire Engineering
3.	Fire and Life Safety
4.	Safety and Fire Engineering
Food Technology	
1.	Food Engineering and Technology
2.	Food Processing and Preservation
3.	Food Processing Technology
4.	Food Technology
5.	Food Technology and Management
Fisherier Technology	
1.	Fisheries Engineering
Automation Engineering	
1.	Automation and Robotics
2.	Automation Engineering
Instrumentation Engineering	
1.	Instrument Technology
2.	Instrumentation
3.	Automation Engineering
4.	Electronic Instrumentation and Control Engineering
5.	Instrumentation and Control Engineering
6.	Construction Automation
7.	Electronics Instrument and Control
8.	Instrumentation and Electronics
9.	Instrumentation Engineering
10.	Instrumentation Technology
Automation and Robotics	

1.	Robotics and Automation
Medical Electronics Engineering	
1.	Medical Electronics Engineering
2.	Medical Electronics
3.	Medical Lab Technology
Footwear Technology	
1.	Foot Wear Technology
Leather Technology	
1.	Leather Technology
Shipbuilding Engineering	
1.	Naval Architecture and Ship Building Engineering
2.	Shipbuilding Engineering
Marine Engineering	
1.	Marine Engineering
2.	Marine Technology
Industrial and Production Engineering	
1.	Industrial and Production Engineering
2.	Industrial Engineering
3.	Industrial Engineering and Management
4.	Mechanical Engineering (Production)
5.	Industrial Production Engineering
6.	Production and Industrial Engineering
7.	Production Engineering
Manufacturing Engineering	
1.	Manufacturing Engineering
2.	Manufacturing Engineering and Automation
3.	Manufacturing Engineering and Technology
4.	Manufacturing Process and Automation Engineering
5.	Manufacturing Science and Engineering
6.	Manufacturing Technology
7.	Additive Manufacturing
8.	Automobile Engineering
Mechanical Engineering	
1.	Mechanical and Automation Engineering
2.	Mechanical Engineering (Welding Technology)
3.	Mechanical Engineering (Industry Integrated)
4.	Mechanical and Mechatronics Engineering (Additive Manufacturing)
5.	Mechanical and Rail Engineering
6.	Mechanical Engineering (Manufacturing Engineering)
7.	Mechanical Engineering Design
8.	Mechanical Engineering
9.	Power Engineering
Mechanical Engineering (Automobile)	

1.	Mechanical Engineering (Automobile)
2.	Mechanical Engineering Automobile
3.	Mechanical Engineering (Repair and Maintenance)
Mechatronics	
1.	Advanced Mechatronics and industrial Automation
2.	Precision Manufacturing
3.	Mechanical and Mechatronics Engineering (Additive Manufacturing)
4.	Mechanical and Smart Manufacturing
5.	Robotics and Automation
6.	Robotics and Artificial Intelligence
7.	Mechatronics
8.	Mechatronics Engineering
Tool and Die Engineering	
1.	Tool Engineering
Metallurgical Engineering	
1.	Material Science and Technology
2.	Metallurgical and Materials Engineering
3.	Metallurgical Engineering
4.	Metallurgy
5.	Metallurgy and Material Technology
Mining Engineering	
1.	Mine Engineering
2.	Mining Engineering
Nuclear Science and Technology	
1.	Nuclear Science and Technology
Printing and Packing Technology	
1.	Packaging Technology
2.	Printing and Packing Technology
3.	Printing, Graphics and Packaging
4.	Printing Technology
Petroleum Engineering	
1.	Petrochem and Petroleum Refinery Engineering
2.	Petrochemical Engineering
3.	Petrochemical Technology
4.	Petroleum Engineering
5.	Petroleum Technology
Pharmaceutical Chemistry and Technology	
1.	Pharmaceuticals and Fine Chemical Technology Pharmaceutical Chemistry and Technology
2.	Pharmaceuticals and Fine Chemical Technology
3.	Pharmaceutical Chemistry and Technology
4.	Pharmaceutical Engineering
5.	Pharmaceutical Chemistry and Technology

Plastic and Polymer Engineering	
1.	Plastic and Polymer Engineering
2.	Plastics Engineering
3.	Plastic Technology
4.	Plastics Technology
5.	Polymer Engineering
6.	Polymer Engineering and Technology
7.	Polymer Science and Chemical Technology
8.	Polymer Science and Technology
9.	Polymer Technology
Pulp Technology	
1.	Pulp Technology
Poultry Engineering and Technology	
1.	Poultry Technology
Apparel Manufacture and Design	
1.	Apparel and Production Management
Fashion and Apparel Design	
1.	Fashion and Apparel Technology
2.	Fashion and Apparel Engineering
3.	Fashion Technology
Textile Processing Technology	
1.	Fibres and Textiles Processing Technology
2.	Apparel and Production Management
3.	Jute and Fibre Technology
4.	Man Made Fibre Technology
5.	Man-Made Textile Technology
Textile Engineering	
1.	Silk Technology
2.	Textile Chemistry
3.	Handloom and Textile Technology
4.	Textile Engineering
5.	Carpet and Textile Technology
6.	Textile Chemistry
7.	Textile Plant Engineering
8.	Technical Textiles
9.	Textile Processing
10.	Textile Technology
Rubber Technology	
1.	Rubber and Plastics Technology
2.	Rubber Technology
Cement Technology	
1.	Cement and Ceramic Technology
- Nano Technology and Robotics	
- Planning	
- Energy and Environmental Management	
- Energy Engineering	

ANNEXURE-13

Major Disciplines, their corresponding Courses and Relevant/ Appropriate Branch of Under Graduate Degree/Diploma in Engineering and Technology and Vice-Versa

Section A: Major Disciplines, their corresponding Courses and Relevant/ Appropriate Branch of Diploma In Engineering and Technology.

Aeronautical Engineering		2.1.	Paint Technology
1.	Aero Space Engineering	2.2.	Chemical Engineering (Oil Technology)
2.	Aeronautical Engineering	2.3.	Chemical Technology (Paint Technology)
3.	Aircraft Maintenance Engineering (Avionics)	3.	Petrochemical Engineering
Agriculture Engineering		3.1.	Petrochemical Refinery
1.	Agricultural Engineering	3.2.	Petrochemical Technology
2.	Agricultural Technology	3.3.	Petroleum Engineering
Architecture		3.4.	Petroleum Technology
1.	Architectural Assistantship	3.5.	Chemical Engineering (Petro Chemical)
2.	Interior Decoration	3.6.	Plastic and Mould Technology
3.	Interior Design	4.	Plastic and Polymer Technology
Biotechnology		4.1.	Plastic and Polymer Engineering
1.	Biotechnology	4.2.	Plastic Engineering
Ceramic Engineering		4.3.	Plastic Mould Technology
1.	Ceramic Engineering and Technology	4.4.	Plastic Technology
2.	Ceramic Technology	4.5.	Plastics Processing and Testing
3.	Ceramics Engineering	4.6.	Polymer Engineering and Technology
4.	Glass and Ceramics Engineering	4.7.	Polymer Technology
Chemical Engineering		4.8.	Plastic Process and Testing
1.	Chemical Engineering	4.9.	Chemical Engineering (Plastic and Polymer)
1.1.	Chemical Engineering (Fertilizer)	Civil Engineering	
1.2.	Chemical Engineering (Oil Technology)	1.	Civil Engineering
1.3.	Chemical Engineering (Petro Chemical)	1.1.	Civil and Rural Engineering
1.4.	Chemical Engineering (Plastic and Polymer)	1.2.	Civil (SFS Mode)
1.5.	Chemical Engineering (Sugar Technology)	1.3.	Civil Draftsman
1.6.	Chemical Engineering	1.4.	Civil Engineering
1.7.	Chemical Technology	1.5.	Civil Engineering and Planning
1.8.	Chemical Technology (Paint Technology)	1.6.	Civil Engineering (Building Services Engineering)
1.9.	Chemical Technology (Rubber and Plastic Technology)	1.7.	Civil Engineering (Construction Technology)
1.10.	Chemical Technology Fertilizer	1.8.	Civil Engineering (Construction)
1.11.	Chemical Technology (Rubber/ Plastic)	1.9.	Civil Engineering (Rural Engineering)
1.12.	Surface Coating Technology	1.10.	Civil Technology
1.13.	Technical Chemistry	1.11.	Construction Engineering
2.	Oil and Paint Technology	1.12.	Construction Technology

1.13.	Construction Technology and Management
1.14.	Geoinformatics and Surveying Technology
1.15.	Geographic Information System and Global Positioning System
1.16.	Quantity Surveying and Construction Management
1.17.	Survey Engineering
1.18.	Transportation Engineering
2.	Environment Engineering
2.1.	Civil and Environmental Engineering
2.2.	Civil (Public Health and Environment) Engineering
2.3.	Civil Engineering (Environment and Pollution Control)
2.4.	Civil Engineering (Environmental Engineering)
2.5.	Civil Engineering (Public Health Engineering)
2.6.	Civil Environmental Engineering
2.7.	Environmental Engineering
3.	Water Resources Engineering
3.1.	Water Resource Management
3.2.	Civil Engineering (Water Resource and Management)
3.3.	Water Technology and Health Science
Computer Science and Engineering	
1.	Computer Science Engineering
1.1.	Advanced Computer Application
1.2.	Campus Wide Network Design and Maintenance
1.3.	Computer Hardware and Networking
1.4.	Computer Applications
1.5.	Computer Engineering
1.6.	Computer Engineering and Application
1.7.	Computer Hardware and Maintenance
1.8.	Computer Hardware and Networking
1.9.	Computer Networking
1.10.	Computer Science and Engineering
1.11.	Computer Science
1.12.	Computer Science and Technology
1.13.	Computer Science and Systems Engineering
1.14.	Computer Software Technology
1.15.	Computer Technology
1.16.	Computer Technology and Applications
1.17.	Cyber Forensics and Information Security
1.18.	Network Engineering
1.19.	Web Designing
1.20.	Web Technologies

1.21.	Electronics and Computer Engineering
2.	Information Technology
2.1.	Computer Science and Information Technology
2.2.	Information and Communication Technology
2.3.	Information Engineering
2.4.	Information Science
2.5.	Information Science and Engineering
2.6.	Information Science and Technology
2.7.	Information Security Management
2.8.	Information Technology
2.9.	Information Technology and Engineering
2.10.	Information Technology Enabled Services and Management
2.11.	Advanced Communication and Information System
2.12.	I.T. (Courseware Engineering)
2.13.	Computer and Information Science
Dairy Engineering	
1.	Dairy Engineering
Electrical Engineering	
1.	Electrical and Electronics (Power System)
2.	Electrical and Electronics Engineering
3.	Electrical and Instrumentation Engineering
4.	Electrical and Mechanical Engineering
5.	Electrical and Power Engineering
6.	Electrical Energy Systems
7.	Electrical Engineering (Instrumentation and Control)
8.	Electrical Engineering
9.	Electrical Engineering (Electronics and Power)
10.	Electrical Engineering (Industrial Control)
11.	Electrical Machines
12.	Electrical Power Systems
13.	Power Systems Engineering
14.	Electronics and Electrical Engineering
Electronics and Communication Engineering	
1.	Electronics Engineering
1.1.	Applied Electronics
1.2.	Digital Electronics
1.3.	Digital Electronics and Microprocessor
1.4.	Digital Systems
1.5.	Electrical and Electronics (Power System)
2.	Electronics and Communication Engineering
2.1.	Electrical and Electronics Engineering

2.2.	Electrical Engineering (Electronics and Power)
2.3.	Electronic Engineering
2.4.	Electronic Science and Engineering
2.5.	Electronics
2.6.	Electronics and Avionics
2.7.	Electronics and Production
2.8.	Electronics and Video Engineering
2.9.	Electronics and Computer Engineering
2.10.	Electronics and Electrical Engineering
2.11.	Electronics Engineering
2.12.	Electronics Engineering (Industry Integrated)
2.13.	Electronics Engineering (Micro Electronics)
2.14.	Electronics Engineering (Modern Consumer Electronics)
2.15.	Electronics Engineering (Specialization in Consumer Electronics)
2.16.	Electronics Engineering With Microprocessor
2.17.	Electronics Production and Maintenance
2.18.	Electronics Technology
2.19.	Embedded Systems
2.20.	Industrial Electronics
2.21.	Micro Electronics
2.22.	Power Electronics
2.23.	Digital Electronics and Communication Engineering
2.24.	Electronics (Fiber Optics)
2.25.	Opto-Electronics Engineering
2.26.	Electronics and Communication Engineering
2.27.	Electronics and Communication Engineering (Industry Integrated)
2.28.	Electronics and Communication Technology
2.29.	Advanced Communication and Information System
2.30.	Advanced Electronics and Communication Engineering
2.31.	Electronics and Telecommunication Engineering
2.32.	Electronics and Telecommunication Engineering (Technology electronic Radio)
2.33.	Digital Communications
2.34.	Electronics and Communication Engineering (Microwaves)
2.35.	Electronics and Telecommunication Engineering (Radio and System)
2.36.	Electronics Communication and Instrumentation Engineering
2.37.	Telecommunication Engineering
2.38.	Telecommunication Technology

2.39.	TV and Sound Engineering
2.40.	Information and Communication Technology
3.	Instrumentation Engineering
3.1.	Applied Electronics and Instrumentation Engineering
3.2.	Automation and Robotics
3.3.	Automation Engineering
3.4.	Control and Instrumentation
3.5.	Biomedical Instrumentation
3.6.	Electrical and Instrumentation Engineering
3.7.	Electrical Engineering (Instrumentation and Control)
3.8.	Electronic Instrumentation and Control Engineering
3.9.	Electronics and Instrumentation Engineering
3.10.	Electronics (Robotics)
3.11.	Electronics Communication and Instrumentation Engineering
3.12.	Electronics Robotics
3.13.	Industrial Electronics
3.14.	Instrument Technology
3.15.	Instrumentation
3.16.	Instrumentation and Control Engineering Instrumentation
3.17.	Electronics & Communication Engineering
3.18.	Instrumentation Engineering
3.19.	Instrumentation Technology
4.	Medical Electronics Engineering
4.1.	Bio Electronics
4.2.	Biomedical Engineering
4.3.	Medical Electronics Engineering
4.4.	Medical Electronics
4.5.	Biomedical Instrumentation
Fire and Safety Engineering	
1.	Fire Technology and Safety
Food Engineering	
1.	Food Processing and Preservation
2.	Food Processing Technology
3.	Food Technology
Leather Technology	
1.	Footwear Technology
2.	Leather and Fashion Technology
3.	Leather Goods and Footwear Tech
4.	Leather Technology
5.	Leather Technology (Footwear)
6.	Footwear Technology
7.	Leather and Fashion Technology
8.	Leather Goods and Footwear Tech

9.	Leather Technology
10.	Leather Technology (Footwear)
11.	Leather Technology Footwear Computer Aided Shoe Design
12.	Leather Technology Tanning
13.	Saddlery Technology and Export Management
Marine Engineering	
1.	Marine Engineering and Systems
2.	Marine Engineering
3.	Marine Engineering and Systems (Artificer Training)
4.	Marine Engineering and Systems
Mechanical Engineering	
1.	Automobile Engineering
1.1.	Automobile Engineering
1.2.	Automobile Engineering (Automobile Fitter)
1.3.	Automotive Engineering
1.4.	Mechanical Engineering (Automobile)
1.5.	Mechanical Engineering Automobile
1.6.	Energy Systems Engineering
1.7.	Heat Power Engineering
1.8.	Maintenance Engineering
1.9.	Mechanical Engineering (Industry Integrated)
1.10.	Mechanical Engineering
1.11.	Mechanical Engineering (Maintenance)
1.12.	Mechanical Engineering (Refrigeration and Air Conditioning)
1.13.	Mechanical Engineering Power Plant Engineering
1.14.	Mechanical Engineering Tube Well Engineering
1.15.	Mechanical Engineering (Repair and Maintenance)
1.16.	Navy Entry Artificer/Diploma in Mechanical and Electrical
1.17.	Refrigeration and Air Conditioning
2.	Production Engineering
2.1.	CAD CAM
2.2.	Design and Drafting
2.3.	Fabrication Technology
2.4.	Fabrication Technology and Erection Engineering
2.5.	Foundry Technology
2.6.	Industrial and Production Engineering
2.7.	Industrial Engineering and Management
2.8.	Machine Engineering
2.9.	Machine Tools and Maintenance Engineering

2.10.	Machine Tools Technology
2.11.	Manufacturing Engineering
2.12.	Manufacturing Technology
2.13.	Material Management
2.14.	Mechanical (Computer Aided Design, Manufacture and Engineering)
2.15.	Mechanical CAD/CAM
2.16.	Mechanical Engineering (Automobile)
2.17.	Mechanical Engineering (Tool and Die) Mechanical Engineering Automobile
2.18.	Mechanical Engineering Production
2.19.	Mechanical Engineering Specialization in CAD
2.20.	Mechanical Engineering Tool Engineering
2.21.	Mechanical Engineering (CAD/CAM)
2.22.	Mechanical Engineering (Foundry)(SW)
2.23.	Mechanical Engineering (Machine Tool Maintenance and Repairs)
2.24.	Mechanical Welding and Sheet Metal Engineering
2.25.	Precision Manufacturing
2.26.	Production and Industrial Engineering
2.27.	Production Engineering
2.28.	Production Technology
2.29.	Tool and Die Making
2.30.	Tool and Die Engineering
2.31.	Tool and Die Under Mechanical Engineering
2.32.	Tool Die and Mould Making
3.	Mechatronics
3.1.	Mechatronics
3.2.	Robotics and Mechatronics
Metallurgy Engineering	
1.	Metallurgical Engineering
2.	Metallurgy
3.	Metallurgy and Material Technology
Military Engineering	
1.	Artificer Training (Electronics)
2.	Artificer Training (Electrical)
3.	Artificer Training (Mechanical)
4.	Armament Engineering (GunFitter)
5.	Weapons Engineering
6.	Navy Entry Artificer/Diploma in Mechanical and Electrical
Mining Engineering	
1.	Mine Engineering
2.	Mine Surveying
3.	Mining and Mine Surveying

4.	Shipbuilding Engineering
5.	Drilling Engineering
6.	Drilling Technology
Packaging Technology	
1.	Packaging Technology
2.	Printing and Packing Technology
Pharmaceutical Engineering	
1.	Pharmaceutical Chemistry and Technology
Printing Engineering	
1.	Printing and Packing Technology
2.	Printing Technology
Pulp Technology	
1.	Pulp Technology
2.	Wood and Paper Technology
Textile Engineering	
1.	Apparel Design and Fabric
2.	Apparel Design and Fabrication Technology
3.	Apparel Design and Fashion Technology
4.	Apparel Manufacture and Design Apparel Technology
5.	Computer Aided Costume Design and Dress Making Costumer Design and Dress Making
6.	Handloom and Textile Technology
7.	Textile Technology (Man Made Fibre Technology)
8.	Dress Designing and Garment Manufacturing
9.	Fashion and Clothing Technology
10.	Fashion and Design
11.	Fashion and Apparel Design
12.	Fashion Designing
13.	Fashion Designing and Garment Technology
14.	Fashion Technology
15.	Garment Technology
16.	Garment and Fashion Technology
17.	Garment Design and Fashion Technology
18.	Garment Fabrication
19.	Garment Manufacturing Technology
20.	Handloom and Textile Technology
21.	Knitting and Garment Technology
22.	Knitting Technology
23.	Textile Chemistry
24.	Textile Design
25.	Textile Designing
26.	Textile Designing Printing
27.	Textile Engineering
28.	Textile Manufactures

29.	Textile Manufacturing and Technology
30.	Textile Marketing and Management
31.	Textile Processing
32.	Textile Processing Technology
33.	Textile Technology
34.	Textile Technology (Textile Design and Weaving)
35.	Textile Technology (Manmade Fibre)
36.	CDDM (Costume Design and Dress Making)
Biomedical Engineering	
1.	Biomedical Engineering
2.	ECG Technology
3.	Health Care Technology
4.	Instruments and Medical Equipment
5.	Medical Laboratory Technology
6.	Ophthalmic Technology
7.	Technician X-Ray Technology
Multimedia Technology	
1.	3-D Animation and Graphics
2.	Animation and Multimedia Technology
3.	Multimedia Technology
Office Management/ Commercial Practice	
1.	Accounts and Audit
2.	Administration Services
3.	Computer Application and Business Management
4.	Finance Account and Auditing
5.	Modern Office Management
6.	Modern Office Management and Secretarial Practice
7.	Modern Office Practice
8.	Commercial and Computer Practice
9.	Commercial Practice
10.	Commercial Practice (KAN and ENG)
Rubber	
1.	Rubber Technology
2.	Chemical Technology (Rubber and Plastic Technology)
3.	Chemical Technology (Rubber/Plastic)
Cosmetology	
1.	Beauty and Hair Dressing
2.	Beauty Culture and Cosmetology
3.	Cosmetology and Health
Cinematography	
1.	Applied Videography
2.	Audiography and Sound Engineering
3.	Cinematography

4.	Direction Screen Play Writing and TV Production
5.	Film and Video Editing
6.	Film Editing and TV Production
7.	Film Technology and TV Production (Cinematography)
8.	Film Technology and TV Production (Film Processing)
9.	Film Technology and TV Production (Sound Recording and Sound Engineering)
10.	Film Technology (Animation and Visual Effects)
11.	Photography
12.	Sound Recording Engineering
Hotel Management	
1.	Hotel Management and Catering Technology
Journalism and Mass Communication	
1.	Mass Communication

Cement Technology	
1.	Cement Technology
Engineering Education	
1.	Engineering Education
Fisheries Technology	
1.	Fisheries Technology
Home Science	
1.	Home Science
Jewellery Design and Manufacture Technology	
1.	Jewellery Design and Manufacture Technology
Library and Information Science	
1.	Library and Information Science
Sugar Technology	
1.	Sugar Technology
Travel and Tourism	
1.	Travel and Tourism
Wood Technology	
1.	Wood Technology

Section B: Major Disciplines, their corresponding Courses and Relevant/ Appropriate Branch of Under Graduate Degree in Engineering and Technology.

Aeronautical Engineering		Ceramic Engineering	
1.	Aero Space Engineering	1.	Cement and Ceramic Technology
2.	Aerospace Engineering	2.	Ceramic Engineering and Technology
3.	Airline Management	3.	Ceramic Technology
4.	Aeronautical Engineering	4.	Ceramics Engineering
5.	Aircraft Maintenance Engineering	Civil Engineering	
Agriculture Engineering		1.	Civil Engineering
1.	Agricultural Engineering	1.1.	Building and Construction Technology
2.	Smart Agritech	1.2.	Civil and Rural Engineering
3.	Agricultural Technology	1.3.	Civil Engineering
4.	Agriculture Engineering	1.4.	Civil Engineering with Computer Application
Architecture and Planning		1.5.	Civil Engineering and Planning
1.	Architecture	1.6.	Structural Engineering
1.1.	Architectural Assistantship	1.7.	Civil Environmental Engineering
1.2.	Architectural Engineering	1.8.	Civil Engineering (Construction Technology)
1.3.	Architecture and Interior Decoration	1.9.	Civil and Infrastructure Engineering
1.4.	Architecture Assistantship	1.10.	Civil Technology
1.5.	Architecture	1.11.	Construction Automation
1.6.	Architecture (Interior Design)	1.12.	Construction Engineering
1.7.	Building Engineering and Construction Management	1.13.	Construction Engineering and Management
1.8.	Interior Design	1.14.	Construction Technology
2.	Planning	1.15.	Construction Technology and Management
2.1.	Environmental Planning	1.16.	Geospatial Technology and Geoinformatics
2.2.	Infrastructure Planning	1.17.	Geo Informatics
2.3.	Planning	2.	Environment Engineering
2.4.	Urban and Regional Planning	2.1.	Civil and Environmental Engineering
2.5.	Urban Design	2.2.	Civil Engineering (Environmental Engineering)
2.6.	Urban Planning	2.3.	Civil Engineering Environment and Pollution Control
2.7.	Urban Regeneration	2.4.	Environment Engineering
2.8.	Urban Transport Planning and Management	2.5.	Environmental Engineering
Biotechnology		2.6.	Energy and Environmental Management
1.	Biotechnology	2.7.	Environmental Science and Engineering
2.	Bioelectronics Engineering	2.8.	Environmental Science and Technology
3.	Bioinformatics	2.9.	Civil Engineering (Environmental Engineering)
4.	Biochemical Engineering	2.10.	Civil Engineering (Public Health Engineering)
5.	Computer Science and Biosciences	2.11.	Environmental Planning
6.	Biotechnology and Biochemical Engineering	3.	Water Resources
7.	Industrial Biotechnology	3.1	Civil and Water Management Engineering
Biomedical Engineering			
1.	Biomedical instrumentation		
2.	Electronics and Biomedical Engineering		
3.	Biomedical Engineering		
4.	Biomedical and Robotic Engineering		

Computer Science and Engineering	
1.	Computer Science and Engineering
1.1.	3-D Animation and Graphics
1.2.	Advanced Computer Application
1.3.	Artificial Intelligence (AI) and Data Science
1.4.	Artificial Intelligence and Machine Learning
1.5.	Computer and Communication Engineering
1.6.	Computer Science and Applied Mathematics
1.7.	Computer Engineering
1.8.	Computer Engineering (Software Engineering)
1.9.	Computer Engineering and Application
1.10.	Computer Science and Biosciences
1.11.	Computer Science and Design
1.12.	Computer Networking
1.13.	Computer Science and Engineering
1.14.	Computer Science and Social Sciences
1.15.	Cyber Physical Systems
1.16.	Computer Science
1.17.	Computer Science and Business Systems
1.18.	Computer Science and Engineering (Internet of Things and Cyber Security Including Block Chain Technology)
1.19.	Computer Science and Medical Engineering
1.20.	Computer Science and Technology
1.21.	Robotics and Artificial Intelligence
1.22.	Computer Science and Engineering (Internet of Things)
1.23.	Computer Science and Engineering and Business Systems
1.24.	Computer Science and Information Technology
1.25.	Computer Science and Engineering (Artificial Intelligence and Machine Learning)
1.26.	Computer Science and Engineering (Cyber Security)
1.27.	Computer Science and Systems Engineering
1.28.	Computer Science and Engineering (Networks)
1.29.	Computer Science and Engineering (Data Science)
1.30.	Computer Science and Engineering (Artificial Intelligence)
1.31.	Computer Technology
1.32.	Computing in Computing

1.33.	Computing in Multimedia
1.34.	Computing in Software
1.35.	Electrical and Computer Engineering
1.36.	Electronics and Computer Science
1.37.	Electronics and Computer Engineering
1.38.	Mathematics and Computing
1.39.	Software Engineering
2.	Information Technology
2.1.	Information and Communication Technology
2.2.	Information Engineering
2.3.	Information Science and Engineering
2.4.	Information Science and Technology
2.5.	Information Technology
2.6.	Information Technology and Engineering
Chemical Engineering	
1.	Chemical Engineering
1.1.	Chemical and Electro Chemical Engineering
1.2.	Biochemical Engineering
1.3.	Chemical Engineering
1.4.	Chemical Engineering (Plastic and Polymer)
1.5.	Chemical Engineering (Desalination and Water Treatment)
1.6.	Chemical and Biochemical Engineering
1.7.	Chemical Technology
1.8.	Petrochem Engineering
1.9.	Dye Stuff Technology
1.10.	Rubber Technology
1.11.	Rubber and Plastics Technology
1.12.	Dyestuff Technology
1.13.	Surface Coating Technology
2.	Oil and Paint Technology
2.1.	Oil and Paint Technology
2.2.	Oil Technology
2.3.	Oils, Oleo Chemicals and Surfactants Technology
2.4.	Paint Technology
3.	Petrochemical Engineering
3.1.	Petrochemical and Petroleum Refinery Engineering
3.2.	Petrochemical Engineering
3.3.	Petrochemical Technology
3.4.	Petroleum Engineering
3.5.	Petroleum Technology
Dairy Engineering	
1.	Dairy Engineering
2.	Dairy Technology

Electrical Engineering	
1.	Electrical and Computer Engineering
2.	Electrical and Electronics (Power System)
3.	Electrical and Electronics Engineering
4.	Electrical Power Engineering
5.	Electrical and Instrumentation Engineering
6.	Electrical, Electronics and Power Engineering
7.	Electrical and Mechanical Engineering
8.	Electrical and Power Engineering
9.	Electrical Engineering
10.	Electrical Engineering (Electronics and Power)
11.	Electrical Engineering Industrial Control
12.	Electrical Instrumentation and Control Engineering
13.	Electrical, Electronics and Power
14.	Electronics and Computer Science
15.	Electronics and Electrical Engineering
16.	Electronics and Power Engineering
Energy Engineering	
1.	Energy and Environmental Management
2.	Smart and Sustainable Energy
3.	Energy Engineering
Electronics Engineering	
1.	Electronics Engineering
1.1.	Biomedical Engineering
1.2.	Digital Techniques for Design and Planning
1.3.	Electrical and Electronics Engineering
1.4.	Electrical, Electronics and Power
1.5.	Electronic Engineering
1.6.	Electronic Science and Engineering
1.7.	Electronics
1.8.	Electronics and Computer Science
1.9.	Electronics and Computer Engineering
1.10.	Electronics and Control Systems
1.11.	Electronics and Electrical Engineering
1.12.	Electronics and Power Engineering
1.13.	Electronics Engineering (VLSI Design and Technology)
1.14.	Electronics Design Technology
1.15.	Electronics Instrument and Control
1.16.	Electronics Engineering
1.17.	Electronics System Engineering
1.18.	Electronics Technology
1.19.	Optics and Optoelectronics
1.20.	Power Electronics
1.21.	Power Electronics Engineering
1.22.	Radio Physics and Electronics
2. Electronics and Communication Engineering	
2.1.	Advanced Communication and Information System
2.2.	Advanced Electronics and Communication Engineering
2.3.	Applied Electronics and Communications
2.4.	Electronics and Biomedical Engineering
2.5.	Biomedical Engineering
2.6.	Electronics and Communication Engineering (Bio- Medical Engineering)
2.7.	Electronics and Communication (Communication System Engineering)
2.8.	Communication Engineering
2.9.	Electronics and Communication Technology
2.10.	Electronics and Communication Engineering
2.11.	Electronics and Communication Engineering (Industry Integrated)
2.12.	Electronics and Tele-Communication Engineering
2.13.	Electronics and Telecommunication Engineering (Technologynician Electronic Radio)
2.14.	Electronics and Telecommunications Engineering
2.15.	Electronics and Telecommunication
2.16.	Electronics and Telecommunication Engineering
2.17.	Electronics and Telecommunication Engineering (Technologynician Electronic Radio)
2.18.	Electronics and Communication Engineering (Microwaves)
2.19.	Electronics Communication and Instrumentation Engineering
2.20.	Electronics and Telematics Engineering
2.21.	Telecommunication Engineering
3. Instrumentation Engineering	
3.1.	Applied Electronics and Instrumentation Engineering
3.2.	Automation and Robotics
3.3.	Automation Engineering
3.4.	Biomedical Instrumentation
3.5.	Electrical Engineering Industrial Control
3.6.	Electrical Instrumentation and Control Engineering
3.7.	Electronic Instrumentation and Control Engineering



3.8.	Electronics and Instrumentation Engineering
3.9.	Applied Electronics and Instrumentation Engineering
3.10.	Electronics and Instrumentation Engineering
3.11.	Electronics Instrumentation and Control Engineering
3.12.	Power Electronics and Instrumentation Engineering
3.13.	Electronics and Control Systems
3.14.	Electronics Communication and Instrumentation Engineering
3.15.	Electronics Instrumentation and Control Engineering
3.16.	Instrument Technology
3.17.	Instrumentation
3.18.	Instrumentation and Control Engineering
3.19.	Instrumentation and Electronics
3.20.	Instrumentation Engineering
3.21.	Instrumentation Technology
3.22.	Power Electronics and Instrumentation Engineering
3.23.	Robotics and Automation
4.	Mechatronics Engineering
4.1.	Advanced Mechatronics and Industrial
4.2.	Automation
4.3.	Mechatronics
4.4.	Mechatronics Engineering
5.	Medical Electronics
5.1.	Medical Electronics Engineering
5.2.	Medical Electronics
5.3.	Medical Lab Technology
5.4.	Electronics and Biomedical Engineering
Mechanical Engineering	
1.	Mechanical Engineering
1.1.	Electrical and Mechanical Engineering
1.2.	Mechanical Engineering (Industr Integrated)
1.3.	Additive Manufacturing
1.4.	Mechanical Engineering (Automobile)
1.5.	Mechanical Engineering (Welding Technology)
1.6.	Mechanical and Mechatronics Engineering
1.7.	(Additive Manufacturing)
1.8.	Mechanical Engineering (Manufacturing Engineering)
1.9.	Mechanical Engineering
1.10.	Mechanical Engineering Design

1.11.	Mechanical and Rail Engineering
1.12.	Mechanical Engineering (Repair and Maintenance)
1.13.	Power Engineering
2.	Production Engineering
2.1.	Industrial and Production Engineering
2.2.	Machine Engineering
2.3.	Manufacturing Engineering
2.4.	Manufacturing Engineering and Automation
2.5.	Manufacturing Engineering and Technology
2.6.	Manufacturing Process and Automation
2.7.	Engineering
2.8.	Industrial Production Engineering
2.9.	Manufacturing Science and Engineering
2.10.	Manufacturing Technology
2.11.	Mechanical Engineering (Production)
2.12.	Precision Manufacturing
2.13.	Production and Industrial Engineering
2.14.	Production Engineering
2.15.	Tool Engineering
3.	Automobile Engineering
3.1.	Automobile Engineering
3.2.	Automobile Maintenance Engineering
3.3.	Automotive Technology
3.4.	Mechanical Engineering (Automobile)
3.5.	Mechanical Engineering Automobile
3.6.	Industrial Engineering
3.7.	Industrial and Production Engineering
3.8.	Industrial Production Engineering
3.9.	Industrial Engineering
3.10.	Industrial IoT
3.11.	Industrial Engineering and Management
4.	Industrial Engineering
4.1.	Industrial and Production Engineering
4.2.	Industrial Production Engineering
4.3.	Industrial Engineering
4.4.	Industrial IoT
4.5.	Industrial Engineering and Management
5.	Mechatronics Engineering
5.1.	Mechanical and Automation Engineering
5.2.	Mechanical and Mechatronics Engineering (Additive Manufacturing)
5.3.	Robotics and Artificial Intelligence
5.4.	Mechanical and Smart Manufacturing
5.5.	Mechatronics

5.6.	Mechatronics Engineering
Fire and Safety Engineering	
1.	Fire Technology and Safety
2.	Fire Engineering
3.	Fire and Life Safety
4.	Safety and Fire Engineering
Fisheries Engineering	
1.	Fisheries Engineering
Food Engineering	
2.	Food Engineering and Technology
3.	Food Processing and Preservation
4.	Food Processing Technology
5.	Food Technology
6.	Food Technology and Management
Leather Technology	
1.	Foot Wear Technology
2.	Footwear Technology
3.	Leather Technology
Marine Engineering	
1.	Naval Architecture and Ship Building Engineering
2.	Shipbuilding Engineering
3.	Marine Engineering
4.	Marine Technology
Metallurgy Engineering	
1.	Material Science and Technology
2.	Metallurgical and Materials Engineering
3.	Metallurgical Engineering
4.	Metallurgy
5.	Metallurgy and Material Technology
Military Engineering	
1.	Military Engineering
Mining Engineering	
1.	Mine Engineering
2.	Mining Engineering
Nano Technology	
1.	Nano Science and Technology
2.	Nano Technology
3.	Nano Technology and Robotics
Nuclear Science And Technology	

1.	Nuclear Science and Technology
Packaging Technology	
1.	Packaging Technology
2.	Printing and Packing Technology
Pharmaceutical Engineering	
1.	Pharmaceuticals and Fine Chemical Technology
2.	Pharmaceutical Engineering
3.	Pharmaceutical Chemistry and Technology
Poultry Engineering	
1.	Poultry Technology
Printing Engineering	
1.	Printing and Packing Technology
2.	Printing, Graphics and Packaging
3.	Printing Technology
Pulp Engineering	
1.	Pulp Technology
Textile Engineering	
1.	Textile Engineering
1.1.	Fibres and Textiles Processing Technology
1.2.	Jute and Fibre Technology
1.3.	Man Made Fibre Technology
1.4.	Carpet and Textile Technology
1.5.	Man-Made Textile Technology
1.6.	Silk Technology
1.7.	Technical Textiles
1.8.	Handloom and Textile Technology
1.9.	Facilities and Services Planning
1.10.	Textile Engineering
1.11.	Textile Plant Engineering
1.12.	Textile Processing
1.13.	Textile Technology
2.	Fashion Technology
2.1.	Fashion Technology
2.2.	Facilities and Services Planning
2.3.	Apparel and Production Management
2.4.	Fashion and Apparel Technology
2.5.	Fashion and Apparel Engineering
3.	Textile Chemistry
3.1.	Textile Chemistry

ANNEXURE-14

State Wise Competent Authorities to issue Certificates with Respect to the Land/ Building

State	Land use Certificate	Site Plan	Building Plan	Occupation Certificate
Central Region				
Chhattisgarh	Urban and Rural-Town and Country Planning	Urban and Rural- Town and Country Planning	Urban-Municipal Corporation; Rural-Town and Country Planning	Town and Country Planning, Municipal Corporation
Gujrat	Urban-Urban Development Authority/ Municipal Corporation; Rural Town Planner and Valuation Department	Urban-Town Planner; Rural Taluka Development Officer	Urban-Urban Development Authority/ Town Planner; Rural –Town Planner/Taluka Development Officer	Nagar Palika Town Planner, Nagar Panchayat Commissioner of Municipal Corporation, Collector
Madhya Pradesh	Urban and Rural-Town And Country Planning	Urban and Rural- Town and Country Planning	Urban-Municipal Corporation / Nagar Palika Nigam; Rural -Gram Panchayat/ Jila Panchayat	Nagar Palika, Town Planner, Nagar Panchayat, Commissioner of Municipal Corporation, Collector, Village Panchayat
Eastern Region				
Andaman And Nicobar	Chief Engineer, APWD for notified Area	Chief Engineer, APWD for notified Area	Rural - Panchayat Urban –Andaman Public Works Department for Govt. Institutions/ Port Blair Municipal Council for Private Institutions	Andaman Public Works Department
Arunachal Pradesh	Deputy Commissioner, Govt. of Arunachal Pradesh	Prepared by various Engineering Departments and approved by the Directorate of Higher and Technical Education		The Deputy Commissioner of the respective Districts

Assam	Urban and Rural- Revenue Circle Office	Urban and Rural -Public Works Department (Building)	Urban and Rural -Public Works Department (Building)	Guwahati Metro: GMDA or GMC Other Urban: Municipal Corporation under whose jurisdiction the building is situated. Rural: Panchayat
Jharkhand	Urban and Rural – Officer authorized by Deputy Commissioner	Rural - Panchayat/ circle Officer; Urban - Local bodies i.e Nagar Panchayat, Nagar Parisad, Nagar Palika, Nagar Nigam/ Regional Development Authorities (as per their jurisdiction and government notification issued time to time)	Rural - Panchayat/ circle Officer; Urban - Local bodies i.e Nagar Panchayat, Nagar Parisad, Nagar Palika, Nagar Nigam/ Regional Development Authorities (as per their jurisdiction and government notification issued time to time)	Urban: Municipal Corporation under whose jurisdiction the Building is situated Rural: Panchayat
Manipur	Department of Settlement and Land Records, Govt. Of Manipur	Engineering Department, Govt. of Manipur	Rural- Block Development Officer Urban- Municipality	District Settlement Officer, Department of Settlement and Land Records Government of Manipur, Lamphelpat,
Meghalaya	Local Revenue/ Education Authority	PWD Building Division	PWD Building Division	Meghalaya Urban Development Authority
Mizoram	Aizawal Urban: Secretary, Land Revenue & Settlement Outside Aizwal: Secretary, Land Revenue & Settlement	Aizawal Urban: Aizawal Municipal Corporation Outside Aizwal: Head of the Concerned Department	Aizawal Urban: Aizwal Municipal Corporation Outside Aizwal: Head of the Concerned Department	Aizawl Municipal Council
Nagaland	Local Revenue Authority	Executive Engineer, PWD Housing (EDN)	Architect, PWD/ Housing (EDN)	Urban Development Department Nagaland, Kohima
Orissa	Revenue and Disaster Management Department, Govt. of Odisha	Rural- Block Development Officer Urban Housing and Urban Development Department / Town Planning / Development Authority	Rural-Block Development Officer Urban - Housing and Urban Development Department/ Town Planning/ Development Authority	Rural – Panchayat Samiti Urban- Municipality
Sikkim	Land Revenue Department of the District	Divisional Engineer of the HRDD of respective District	Divisional Engineer Building and Housing/ Urban Development Department	Urban Development and Housing Department, Sikkim
Tripura	Local Revenue Authority	Executive Engineer, PWD	Architect, PWD/ THCB	Agartala Municipal Council

West Bengal	Rural-B Land LRO Urban – ADM(Land &LR)Metro/ Mega-ADM (Land&LR)	Rural - Gram Panchayat/ Panchayat Samiti/ Zilla Parishad/ DM and Executive Officer, Zilla Parishad Urban - Corporation/ Municipality/ Development Authority Metro/ Mega - Corporation/Municipality/ Development Authority	Rural - Pradhan of the concerned Gram Panchayat with Registered Architect Urban,Mega/Metro Corporation/ Municipality/ Development Authority/ Registered Architect
Northern Region			
Bihar	For construction of state Government owned Institutions on Government Land, the State Government allocates Land through his cabinet decision, so Certificates, regarding Land use/conversion/ encumbrance and advocate Certificates are not required. In case of private Institutions, where Land is registered in the Name of the society/trust/ company those Certificates are issued by the respective Circle Officer of the block.	Building of all Government owned Institutions are compulsorily designed and constructed by the Building Construction Department, Government of Bihar. The Senior Architect (Chief Architect I/C), Building Construction Department is Competent Authority to issue Certificates in all matters related to Buildings of Government owned Institutions. In the matter of private Institutions, the approval of Building design and its permission is given by the local bodies such as Gram Panchayat/ Nagar panchayat/ Municipal Corporation/ Regional Development Authority	
Uttarakhand	Concerned SDM	Rural – Village Panchayat Officer/ Village Development Officer Urban - EP of Local Bodies i.e. Nagar Panchayat/ Nagar Parishad/ Nagar Palika/ Nagar Nigam as per their Jurisdiction	Concerned Construction Agency For Self Finance/ Private Institution Urban- Development Authority Rural – Sub Divisional Magistrate/ Tehsildar For Government Institution Principal/ Director of Institution
Uttar Pradesh	Town and Country Planning Department/ Development Authority/Municipal Authority / Housing and Urban Planning Department	Development Authority/ Municipal Authority/ Zila Panchayat	Development Authority/ Municipal Authority/ Zila Panchayat Chief Executive Officer/ Executive Officer or Nominated Officer by District Development Authority Chief Executive Officer/ Executive Officer or Nominated Officer by District Municipal Corporation, Nagar Palika Parishad/ Jila Panchayat Nagar Panchayat

North Western Region				
Chandigarh	Town and Country Planning Department/ Development Authority/ Municipal Authority	Development Authority/ Revenue Authority/ Municipal Authority/Zila Panchayat	Development Authority/ Revenue Authority/ Municipal Authority/ Zila Panchayat	Chief Administrator, Commissioner, Department of Town & Country Planning
Haryana	<p>Competent Authority for grant of CLU permissions for setting up of Educational Institutions in the state of Haryana. Such CLU permissions are required to be obtained only for the sites, which are located within controlled area declared under the provision of act 41 of 1963. The part of the controlled area, which falls within urbanizable zone of development Plan can be classified area, whereas, part of the controlled area falling with in the agriculture zone may be classified as rural area. The Change of Land use permission for setting up of Educational Institutions in the confirming zone of urban areas is granted by Director, Town & County Planning Haryana, whereas in the agricultural zone such permission are granted by the Govt. after relaxing the zoning regulation of respective development Plans (there is no provision in the zoning regulation to grant CLU permission for setting up of Educational Institutions in agriculture zone).It is also worth mentioned here that powers to grant permission for the areas falling within the Municipal limits, vests with Director, Urban Local Bodies, Haryana Panchkula. The Competent Authority for sanction of Building Plans for such CLU granted sites is respective District Town Planner, Senior Town Planner and Director Town & Country Planning, depending upon on the site in question</p>			The Director General, Technical Education Department, Govt. of Haryana, Panchkula, Haryana
Himachal Pradesh	Town & Country Planning Department/ Development Authority/ Municipal Authority of Concerned area	Development Authority/ Revenue Authority/ Municipal Authority/ Zila Panchayat of Concerned area	Development Authority/ Revenue Authority/ Municipal Authority/ Zila Panchayat of Concerned area	The Director, Directorate of Technical Education, Govt. of Himachal Pradesh, Sundernagar, District Mandi, Himachal Pradesh Executive Officer in Municipal Committees or Nagar Panchayat and Member Secretary in Special Area Development Authority and in Urban Areas Like Municipal Corporation Architect Planner on behalf Commissioner, Municipal Corporation

J&K/ LADAKH	Urban- Municipality Rural Assistant Commissioner Revenue	Urban - Prepared by Architect and approved by Municipal Authority/ Revenue Authority Rural- Prepared by Architect & approved by Revenue Authority/ BDO	Urban – Prepared by Architect and approved by Municipal Authority/ Revenue Authority Rural - Prepared by Architect & approved by Revenue Authority/ BDO	Urban- Municipality Rural- Deputy Commissioner
New Delhi	Commissioner of DDA /Municipal Corporation of Delhi	Commissioner of DDA/ Municipal Corporation of Delhi	Commissioner of DDA/ Municipal Corporation of Delhi	Joint Director (Planning), DTTE
Punjab	Respective District Town Planner of Department, Town and Country Planning	Respective Senior Town Planner of Department, Town and Country Planning, for an area of Building measuring upto 5000 m2 Chief Town Planner, Punjab for an area of Building above 5000m2	Respective Senior Town Planner of Department, Town and Country Planning, for an area of the Building measuring up to 5000m2 Chief Town Planner, Punjab for an area of the Building above 5000m2	In rural area Tehsildar of the concerned area and in urban area Municipal Corporation/ Municipal Committee/ Development Authority (if Land purchased from Development Authority) of the Concerned area

1. Government Institute

State	Type of Area	Land Use Certificate	Site Plan	Building Plan	Land Unit	Conversion to sq.m	Occupation Certificate
Rajasthan	In case of Urban Area	Land Allotment letter by District Administration Collector/SDM/ADM	Chief Architect or Chief Engineer XEN of PWD/ RSRDC/AVS		1 acre – 4046 sq.m = 0.4 hectare 1 bigha = 1618 sq.m		Nagar Nigam / Municipal Corporation/ Municipality/ Principal of the Institute
	In case of Rural Area	Land Allotment letter by District Administration Collector/SDM/ADM	Chief Architect or Chief Engineer XEN of PWD/ RSRDC/AVS		1 acre – 4046 sq.m = 0.4 hectare 1 bigha = 1618 sq.m		Nagar Nigam / Municipal Corporation/ Municipality/ Principal of the Institute

2. Private Institute

State	Type of Area	Land Use Certificate	Site Plan	Building Plan	Land Unit	Conversion to sq.m	Occupation Certificate
Rajasthan	In case of Urban Area	Collector/ SDO/ State Govt. (Depending in land area)	Nagar Nigam/ Nagar Parishad/ Nagar Palika/ UIT/ Local Development Authority		1 acre – 4046 sq.m = 0.4 hectare 1 bigha = 1618 sq.m		Nagar Nigam/ Municipal Corporation/ Municipality
	In case of Rural Area	Collector/ SDO/ State Govt. (Depending in land area)	Nagar Nigam/ Nagar Parishad/ Nagar Palika/ UIT/ Local Development Authority		1 acre – 4046 sq.m = 0.4 hectare 1 bigha = 1618 sq.m		Nagar Nigam/ Municipal Corporation/ Municipality

State	Land use Certificate	Site Plan	Building Plan	Occupation Certificate
South Central Region				
Andhra Pradesh	DTCP /UDA/ Municipal Corporation/ RDO/ MRO Remarks: Wherever sanctioned General Town Planning scheme (Master Plan) and Area covered by GRP Schemes proposals in other areas	Local Executive Authority (Council and Executive Officer) DTCP AMRDA/ Urban Local Bodies	Commissioner in Municipal Corporation area Vice Chairman in UDA DTCP	Local bodies such as Commissioner of Municipal Corporation / Municipality/ Director, Directorate of Town and Country Planning is the Competent Authority for other areas
Telangana	DTCP RDO (MRO) Remarks: Wherever sanctioned General Town Planning scheme (Master Plan) and Area covered by GRP Schemes proposals in other areas	Local Executive Authority (Council and Executive Officer) DTCP HMDA/ Urban local bodies Remarks: Municipal/ Gram Panchayat/ Local Executive authority. Where sanctioned GTP Schemes Respective Commissioner/ Chairman of Local bodies	Commissioner in GHMC area Vice Chairman in UDA Local body/ Executive Authority of Gram Panchayat Remarks: Municipal Commissioner for GHMC area wherever Urban Development Authority Gram Panchayat (Gram Panchayat is not applicable to Government Building, subject to the conditions laid down by Andhra Pradesh (Andhra area Town Planning Act issued on 7th September 1920 is applicable for both Andhra and Telangana)	Commissioner for Hyderabad, Warangal (UA) and Director, Directorate of Town and Country Planning for areas other than Hyderabad

Southern Region				
Pondicherry	Revenue Divisional Officer/ Tahildar	Department of Town and Country Planning	Department of Town and Country Planning	Town and Country Planning Department- Karaikal, Yanam and Mahe
Tamil Nadu	Revenue Divisional Officer/ Tahildar	Department of Town and Country Planning	Department of Town and Country Planning	Member Secretary, CMDA for Chennai and Directorate of Town and Country Planning for areas other than Chennai
South Western Region				
Karnataka	Urban-Urban Development Authority/Planning Authority/Municipal Planning Authority/ Rural - Urban Development Authority/ Planning Authority/ Municipal Planning Authority/ Municipal Planning Authority/ Concerned Govt. Land to be exempted.	Urban-Urban Development Authority/ Planning Authority/ Municipal Planning Authority/ Rural- Planning Authority/ Municipal Planning Authority/ Concerned Local body	Urban-Urban Local Body/Rural Local Body/Rural/Gram Local Body/Gram Panchayat. Concerned Local body	Urban-Urban Local Body/ Rural Local Body/ Local-Gram Panchayat (Building Completion Certificate) Concerned Local Body/ Local Gram Panchayat
Kerala	Tahildar	Head, Local Body	Head, Local Body/ Town Planning	Secretary of the Concerned Local Body
Western Region				
Daman and Diu	Deputy Collector, Daman	Associate Town Planner, Daman	Associate Town Planner, Daman	
Goa	Town & Country Planning Department	Town & Country Planning Department Office of concerned area	Town & Country Planning Department Office of concerned area	Municipality/ Village Panchayat of concerned area
Maharashtra- Metro	Collector/Municipal Corporation/ Metropolitan Corporation/ Regional Development Authority	Municipal Corporation/ Metropolitan Corporation/ Regional Development Authority	Municipal Corporation/ Metropolitan Corporation/ Regional Development Authority	Municipal Corporation/ Metropolitan Corporation/ Regional Development Authority
Maharashtra - Urban and Rural Area	Collector/Municipal Corporation/Nagar Palika/ Nagar Panchayat	Municipal Corporation/ Nagar Palika/ Nagar Panchayat	Municipal Corporation/ Nagar Palika/ Nagar Panchayat/ Gram Panchayat	Municipal Corporation/ Nagar Palika/ Nagar Panchayat
DTCP Directorate of Town and Country Planning Officers; RDO Revenue Divisional Officer; MRO Mandal Revenue Officer				
HMDA Hyderabad Metropolitan Development Authority; UDA Urban Development Authority; GHMC Greater Hyderabad Municipal Corporation				
NOTE: In case of Zila Panchayat, copy of the Govt. Order (GO) must be produced by the Applicant before the Committee				

ANNEXURE-15

Fellow Programme in Management: Conduct and Admission Procedure

15.1 Eligibility for Admission

- a. Master's Degree or equivalent in Engineering and Technology/Management/Economics/Social Science/Biological Science/Pure Science/Commerce/Humanities with FIRST CLASS shall be considered for admission to Fellow programme.
- b. Those appearing for their final examination in the respective discipline can also apply. Such students if selected shall be provisionally admitted provided they complete all requirements in obtaining their Master's Degree before 30th September of the year of admission. The admission of these candidates shall remain provisional until they produce the mark sheet proving that they satisfy the eligibility criteria. The deadline for submitting the final year mark sheet is 31st December.

15.2 Admission Procedure

- a. Admission to the Fellow Programme shall normally be made once a year, coinciding with that of AICTE approved Post Graduate Diploma in Management or equivalent Degree/ Diploma. Accordingly, the advertisement shall be made along with such Post Graduate Degree/ Diploma.

- b. Application Procedure

The application shall be made in the prescribed form available with the Institution. Attested copies of all the necessary Certificates and testimonials are to be attached with the applications. The candidate must submit an abstract of about 5000 words on the area of research interest (tentative research proposal) along with his/ her application.

- c. Selection Criteria

Selection for the Fellow Programme in the Institutions approved by AICTE for the Fellow Programme shall be on the basis of the following criteria:

- i. Academic qualifications and work experience
- ii. Tentative research proposal and its presentation before the Selection Committee
- iii. Personal interview
- d. The decision of the Institution Selection Committee regarding admission shall be final. Communication shall be sent only to the selected candidates. The Institution shall not entertain any queries or correspondence in respect of those not selected.
- e. Approved Institution to conduct Fellow Programme in Management can admit only maximum of 20 candidates in each Academic Year after ensuring availability of the Guide as per AICTE Norms/ Standards.

15.3 Research Guidance

- a. Selection of Guide(s)

Each candidate shall have one/ two Guide(s) under whose supervision the research work in relation to the Programme shall be carried out. The Guide(s) shall be nominated by the Director of the

Institution. All Guides shall be internal. In exceptional cases, where external guidance shall be required, recognized Guides from reputed Institutions shall be allowed as co-guides with the permission of AICTE. Research Guides shall be allotted to the selected candidates after completion of the necessary course work and related formalities. The research Programme and areas of research shall be finalized by respective Guides after discussion with the candidates and should be forwarded to the Director for concurrence.

- b. Faculty with Ph.D and with at least 2 publications in recent times (within 3 years) in high quality journals of repute are eligible to Guide the Fellow Programme candidates. Each such Faculty shall be assigned a maximum of 2 candidates in each admission year.

15.4 Absence of Guide during the Programme

- a. In Case of temporary absence of a Guide for a period of more than one year a new Guide shall be nominated for the Fellow Candidates. In case of a Guide who has guided for more than a year, he/ she shall be allowed to resume the guidance after his/ her return from temporary absence.
- b. If the period of absence is less than 2 years, the previous Guide shall act as Co-Guide on his/ her return. If the period of absence is more than 2 years he/she shall cease to be a Guide for the Fellow candidate.

- c. Change of Guide

Change of a Guide shall be permitted in exceptional circumstances on the recommendation of the Director.

- d. Number of Research Fellows per Guide

At any given time, the number of Research Fellows working with a Guide shall not exceed five.

- e. Research Advisory Committee

The Director shall nominate a Research Advisory Committee for each Fellow based on the recommendation of the Guide(s).

15.5 Course Study/ Credit Requirements

In partial fulfilment of the requirement of the Fellow Programme, a minimum number of Course credits are required to be earned as prescribed below

- a. Credit Requirement

Particular	Code No.	Course Title	Credits
Module 1	FP01	Research Methodology	3
	FP02	Managerial Statistics	3
	FP03	General Management	3
	FP04	System Approach to Management	3
Module 2	FP05	3 Stream specific Course of 3 credits each	9
	FP06	Credit Seminar (General)	3
Module 3	FP07	Credit Seminar (Specific)	3
	FP08	Review paper based on the literature on the Thesis related topic	3
Total Credits			30

b. Details of Courses and Seminar

The stream specific Courses and Seminars shall be decided as approved by the Director on the recommendation by the candidate's Guide(s) and the Research Advisory Committee.

c. Duration for earning Credit

All the credits specified above shall be earned within a maximum of three years from the date of admission to the Programme. Extension after the three years shall be approved by the Director for a period of one year with a review of progress every six months. Final approval shall be given by the Director of the Institution.

d. Credit Course Requirement

A research scholar shall undergo 4 Courses of the total 12 credits in the first module and during the second module he/ she shall undergo three streams-specific Courses of 9 credits and give three credit Seminar on general management topic in the third module, the candidate shall give three credits Seminar and write a review paper on the literature related to his/ her research topic for publication purpose of 3 credits. Thus a candidate shall earn 12 credits in the first and second module and 6 credits in the third module together adding up to 30 credits in all.

e. Grading System of Credit Courses/Seminar

The minimum of CGPA of 6.5 on a 10 point scale or 60% is required for passing Course/ Seminar. A candidate getting less than 60% shall be given one more opportunity to repeat the Course/ Seminar. If he/ she still does not pass in the Course/ Seminar, he/ she shall be terminated from the Fellow Programme.

15.6 Registration Seminar and Progress Seminar

Each research scholar needs to register his/ her research proposal. The registration procedure is given below.

a. Pre-registration Seminar

Each research scholar shall give a pre-registration Seminar before a Committee constituted by the Director. The Committee shall include the Guide(s), experts drawn from Institution's Faculty members and Director. The Seminar shall be given after completion of the three modules. The Research Scholar shall submit 5 copies of the pre-registration Report (in about 15-20 pages) 15 days before the date of the Seminar. The Report shall include the proposed title of the Thesis, area and frame work of the proposed research objectives, scope of the study, hypothesis if any, and methodology to be followed. This stage is considered to be very important for screening the candidate for further progress in the Programme. In case the research scholar fails to defend his/her Thesis proposal successfully, he/she shall be allowed to resubmit the modified research proposal as suggested by the above mentioned Committee. He/ she needs to give a fresh Seminar based on the modified research proposal and in case he or she fails to defend it in the second time, the research scholar shall be terminated from the Programme.

b. Application for registration

A candidate must apply for formal registration within one month after successful completion of the pre-registration Seminar. The application for registration to be made in a prescribed form and shall be accompanied by the following:

- i. Title and summary of the Thesis proposal approved by the Guide(s).
- ii. Registration Fee of Rs. 2500/-
- iii. Effective Date of Registration.

The registration shall be effective from the date of application for the registration.

15.7 Duration of the Programme

a. Time Limit

A Candidate shall submit his/ her Thesis only after a minimum period of two years after registration. However, the maximum period allowed for the submission of the Thesis is five years from the date of admission to the Programme.

If a candidate fails to submit the Thesis within the prescribed upper time limit due to reasons beyond his/her control, he/she shall apply to the Director for an extension. If the Institution is satisfied with the candidate's justification, the Director shall permit him/her to re-register to the Programme subject to the payment of re-registration Fee. This re-registration shall, however, be effective only for a period of two years beyond which no extension shall be permitted.

b. Break or Unauthorized absence from the Programme

Any break or unauthorized absence from the Programme before registration shall lead to the cancellation of admission. Any authorized break or leave of absence shall not be counted for the minimum period of 2 years stipulated for submission of Thesis but shall be counted in the maximum period of 5 years permissible for submission of the Thesis.

15.8 Submission and Evaluation of the Synopsis and Thesis

a. Pre-Synopsis Seminar

Every research scholar before submission of his/her Thesis must give pre-Synopsis Seminar at the Institution. The procedure for the pre-Synopsis Seminar is as follows:

- b. Submission of 5 copies of the pre-Synopsis Report (not more than 40 pages). The Report shall include the focus and the summary of the Thesis. Highlighting his/ her own contribution, details of the methodology, results, analysis, conclusions, limitations and scope for future research. It is to be submitted through the Guide(s).
- c. For seeking the approval, the candidate shall present pre-Synopsis Seminar before the Committee consisting of Director, Guide(s) and two Faculty experts in the relevant area of research. An outside expert, having expertise in the area of research shall be included in the Committee.
- d. The Committee shall judge the work with regard to its acceptability and suggest modification or elaboration of the work, if necessary, after incorporating the suggested changes/ modifications to the satisfaction of the Committee, an abridged version of the same in about 15-70 pages shall be submitted as Synopsis for the purpose of sending it to prospective examiners.
- e. Submission of the Synopsis

Five copies of the Synopsis with necessary modification incorporated shall be submitted within a period of one month from the date of the pre-Synopsis Seminar to the Institution with a Certificate by candidate and the Guide(s) stating:

- i. That there is a prima facie case for consideration of the Thesis;
- ii. That the work does not include any work which has at any time previously been submitted for an award of Fellow in Management or other equivalent Degree.

f. Selection of Examiners

On receipt of Synopsis, the Director shall draw up a list of 6 possible examiners of the Thesis in consultation with the Research Advisory Committee and Guide(s). The examiners shall be from outside Institution, one from India and one from abroad, having good academic and research standing in the field. Two examiners shall be selected by the Director from the list.

g. Submission of Thesis

The Thesis shall be submitted in six type written/ printed copies and a soft copy with necessary Certificates and clearance with in a period of 6 months from the date of submission of the Synopsis. An examination Fee of Rs. 25000/- which includes an honorarium of US\$250/- for foreign examiner and Rs. 5000/- Indian Examiner must be paid along with the Thesis submission.

h. Recommendations of the Examiners

- i. A critical review and evaluation of the quality and extent of the work of the candidate as embodied in the Thesis.
- ii. A definite recommendation as to whether the Thesis is of a sufficient standard and suitable for the award of Fellow in Management : and
- iii. If the examiner is not in a position to make definite recommendation for the award of the "Fellow in Management", He/ She shall indicate the required modification/ revision involving rewriting of Chapters but not involving further research work OR Complete rewriting of the Thesis with an additional research work reinterpretation of Data.

i. Acceptance/ Rejection of Thesis

The Thesis shall be accepted if all the examiners make positive recommendations. If recommendations for rejection or inconclusive recommendations are made by anyone of the examiner, Director shall refer the Thesis to another examiner or examiners(s) from the panel. If such a panel of examiner(s) rejects the Thesis, it shall stand rejected.

j. Re-submission of the Thesis

A Thesis which needs modification/ revision shall be resubmitted after revision within a period of one year. Rejection of the Thesis after re-submission shall normally disqualify the candidate of further consideration for the award of the Fellow in Management.

k. Viva-Voce

On acceptance of the Thesis, the Director shall appoint a panel of examiners to conduct a viva- voce examination and open defense at which the candidate shall be required to defend his/ her Thesis. The panel of examiners shall consist of:

- i. The Chairman, Dean (Academic or Research) or his/ her nominee not below the rank of Professor of the Institution nominated by the Director

- ii. The Guide(s)
- iii. Indian External Examiner who examined the Thesis and accepted it.

The panel of Examiners shall submit their Report to the Director of the Institution.

If a Thesis has been accepted, but the candidate fails to defend it successfully at the Vice-voce examination, he/ she shall reappear for the viva-voce examination within six months.

15.9 Award of Fellow in Management

On successful completion of the viva-voce and on the recommendations of the Institution's Governing Board, the Institution shall award "Fellow in Management" to the Research scholar. The title of the Thesis shall be mentioned in the Certificate of award.

15.10 General Regulations

- i. Candidate must furnish a periodical Report of progress of the Course work and research work for consideration of Institution, Research Advisory Committee and the Guide(s). Unsatisfactory progress in research shall render the candidate terminated from the Programme.
- ii. The candidate shall pay all the prescribed Fee as and when they fall due.
- iii. The Courses prescribed, but not successfully completed by the candidate shall be reconsidered by the Director. Research Advisory Committee shall suggest alternative Course(s) depending upon the relevance of the Course(s) to the research work of candidate.
- iv. The research scholar shall face automatic disqualification and termination from the Programme, if he/ she is found to be admitted to any other equivalent Degree Level Programme.

The Council reserves the right to amend, modify or change Regulations as may be necessary, from time to time. All such changes shall be binding on the research scholar in the Institution.

ANNEXURE-16

Structure of Various Committees

16.1 The Council

Composition	Quorum
S.O.1165 (E)-in exercise of powers conferred by sub-section (1) and (4) of Section3 of the All India Council for Technical Education Act, 1987 (52of1987), the Council comprises of 51 members of which following 33 members have been nominated by MoE.	
The Chairman, AICTE	
The Vice Chairman, AICTE	
Secretary, Department of Higher Education, MoE	
Additional Secretary, Technical Education, Department of Higher Education, MoE Chairman, Central Regional Committee, AICTE	
Chairman, North Western Regional Committee, AICTE Chairman, South Central Regional Committee, AICTE Chairman, South Western Regional Committee, AICTE	
Chairman, All India Board of Hospitality and Tourism Management, AICTE Chairman, All India Board of Architecture, AICTE	
Chairman, All India Board of Information and Technology, AICTE Chairman, All India Board of Pharmacy, AICTE	
Chairman, All India Board of Town and Country Planning, AICTE Joint Secretary & Financial Advisor (MoE)	
Secretary, Ministry of Skill Development & Entrepreneurship Secretary, Ministry of Electronics and Information Technology Secretary, Ministry of Micro, Small & Medium Enterprises Secretary, Ministry of Housing & Urban Affairs	
Secretary, Technical Education/ Higher Education, Telangana Secretary, Technical Education/ Higher Education, Tripura Secretary, Technical Education/ Higher Education, Uttar Pradesh Secretary, Technical Education/ Higher Education, Uttarakhand	1/ 3 members
Secretary, Technical Education/ Higher Education, Andaman and Nicobar Islands Secretary, Technical Education/ Higher Education, Arunanchal Pradesh Secretary, Technical Education/ Higher Education, West Bengal	
Secretary, Technical Education/ Higher Education, Andhra Pradesh	
Four members to be appointed by the Central Government to represent the organizations-in the field of Industry and Commerce.	
Chairman, University Grants Commission, New Delhi President, Association of Indian Universities	
Executive Secretary, Indian Society for Technical Education President, Pharmacy Council of India	
Vice President, Council of Architecture Director General, National Productivity Council President, Indian Institute of Metals	
President, The Institution of Electronics and Telecommunication Engineers President, Institute of Chemical Engineers	
Former Vice Chancellor of Technological University	
Director, Institution of Applied Manpower Research, New Delhi Director General, Indian Council of Agricultural Research, New Delhi	
Director General, Council of Scientific and Industrial Research, New Delhi	
Member Secretary, AICTE - Member Secretary	

16.2 The Executive Committee

Composition	Quorum
The Chairman, AICTE	1/ 3 members
The Vice-Chairman, AICTE	
Secretary to the Govt in Ministry of the Central Government dealing with Education (Ex-Officio) Two Chairmen of the Regional Committee	
Three Chairmen of the Board of Studies	
A member of the Council representing the Ministry of Finance of the Central Government. (Ex-Officio)	
(Four out of eight members of the Council representing the States and Union Territories on rotation)	
Four Members with expertise and distinction in areas relevant to Technical Education to be nominated by the Chairman of the Council	
The Chairman, UGC (Ex-Officio) The Director, IAMR (Ex-Officio) The Director, ICAR (Ex-Officio)	
Member Secretary, AICTE - Member Secretary	

16.3 Scrutiny / Re-Scrutiny under Chapter I of Approval Process Handbook

Composition
Professor/ Associate Professor of IIT/ IIM/ NIT/ Government/ Government aided Institutions
An advocate registered with Bar Council
An Architect registered with Council of Architecture or Professor /Associate Professor of Civil Engineering (Structural)

16.4 Scrutiny / Re-Scrutiny under Chapter II of Approval Process Handbook

Composition
Two Professors/ Associate Professors of IIT/ IIM/ NIT/ Government/ Government aided Institutions

16.5 Expert Visit Committee

Composition
• An academician not below the Level of Professor in a field of Technical Education to be selected from the panel of Experts approved by the Executive Committee, AICTE
• One Expert member, not below the Level of Associate Professor or an Industry expert (with minimum 5 years of experience) to be selected from the panel of Experts.
• Architect registered with Council of Architecture or CPWD, National Buildings Construction Corporation (NBCC), DRDO, CSIR or Professor /Associate Professor of Civil Engineering (Structural)/Assistant Professor of Architecture or Professor/ Associate Professor of Planning

16.6 Standing Hearing Committee/ Standing Appellate Committee

Composition
• Retired High Court Judge or an Educationist/ academician of eminence not below the Level of Vice-Chancellor of a University (Retired or in position) or Director (Retired or in position) of IIT/ NIT/ IIM or Government Institution of National importance as Chairman.
• One expert member not below the Level of Associate Professor in the field of Technical Education from IITs or IIMs or Government or Government aided Institution or Government Universities or Institutions of National Importance.
• An Officer not below the rank of Deputy Director of the revenue Department or an Architect registered with Council of Architecture or Professor of Civil Engineering or Professor of Planning or expert who is well versed with Land and revenue matters to be nominated by the Chairman, AICTE

NOTE:

Depending on the requirement, concerned State Government/ UT/ affiliating University/ Board representative not below the Level of Associate Professor may be co-opted in the Scrutiny/ Re-Scrutiny/ Expert Visit Committee/ SHC/ SAC.

Expert Visit Committee may comprise of one Academician specialised in the Programme offered at the Institution to be visited and the other Academician having the specialisation in Engineering and Technology Programme.

In case of Institutions Deemed to be Universities, a Vice Chancellor/ Former Vice Chancellor/ Director of IIT/ NIT nominated by AICTE shall be the Chairman of the Expert Visit Committee

16.7 Standing Complaint Scrutiny Committee (SCSC)

Composition	Quorum
<ul style="list-style-type: none"> • Retired Judge of a High Court. 	Chairman Any TWO Members
<ul style="list-style-type: none"> • Two expert members not below the Level of Associate Professor in the fields of Technical Education. 	
<ul style="list-style-type: none"> • An Architect, Registered with Council of Architecture or Professor of Civil Engineering. 	
<ul style="list-style-type: none"> • Director of Technical Education/ Registrar (Serving or Retired of Technical Institution/ University) 	

16.8 Role and Responsibilities of Various Committees

Committee	Role and Responsibilities
The Council	To perform such functions as specified in Section 10 of AICTE Act, 1987
The Executive Committee	To perform such functions as assigned to it by the Council as specified in Section 10 of AICTE Act, 1987
Scrutiny Committee	Verify the authenticity of the documents submitted by the Applicant as specified in Annexure 1/2 (as applicable) of the Approval Process Handbook.
Expert Visit Committee (EVC)	Online/ Offline Visit of the premises of Institution to verify the availability of Infrastructural facilities and Faculty with respect to the norms specified in the Approval Process Handbook.
Standing Hearing Committee (SHC)	To assess the compliance of the deficiencies observed in the report of the Expert Visit Committee/ for Show Cause Notice issued to the Institution.
Standing Appellate Committee (SAC)	To assess the compliance of the deficiencies observed in Standing Hearing Committee while considering the appeals of Institutions
Standing Complaint Scrutiny Committee (SCSC)	Processing of any Complaint(s) received about an Institution.



ANNEXURE-17

Recommended Composition of Board of Governors (BoG)/ Board of Management (BoM) of the Technical Institutions

- a. The Governing Body shall have at least eleven members including the Chairman and the Member Secretary. The Registered Trust/ Society/ Company shall nominate six members including the Chairman and the Member Secretary, and the remaining five members shall be nominated as indicated below.
- b. Chairman to be nominated by the Government/ Registered Trust/ Society/ Company. The Chairman of the Governing Body shall preferably be a technical person either Entrepreneur or an Industrialist or an Educationist of repute who is interested in the development of Technical Education and has demonstrated an interest in promotion of quality Education.
- c. Two to five Members (Industrialist/ Technologist/ Educationist) to be nominated by the Registered Trust/ Society/Company.
- d. Nominee of the affiliating University/ Board (Not applicable to PGDM Institutions).
- e. Nominee of the All India Council for Technical Education (Ex-officio) (Applicable to PGDM Institutions Only).
- f. Nominee of the State Government/ UT(Ex-officio).
- g. An Industrialist / Technologist / Educationist from the Region nominated by the State Government / UT.
- h. Principal/Director of the concerned Technical Institution (as nominee of the Trust/Society/ Company) – Member Secretary.
- i. Two Faculty members to be nominated from amongst the Regular Staff, one at the Level of Professor and one at the Level of Associate Professor/Assistant Professor.
- j. The number of members can be increased equally by adding nominees of the registered Society and by adding an equal number of Education is from the Region keeping in view the interest of the Technical Institution. The total number of members of a Governing Body, however, shall not exceed 21.

ANNEXURE-18

Mandatory Disclosures

The following information shall be given in the information Brochure besides being hosted on the Institution's official Website.

The onus of the authenticity of the information lies with the Institution ONLY and not on AICTE.

18.1 Name of the Institution

- Address including Telephone, Mobile, E-Mail

18.2 Name and address of the Trust/Society/Company and the Trustees

- Address including Telephone, Mobile, E-Mail

18.3 Name and Address of the Vice Chancellor/Principal/Director

- Address including Telephone, Mobile, E-Mail

18.4 Name of the affiliating University

18.5 Governance

- i. Organizational chart
- ii. Grievance Redressal mechanism for Faculty, staff and students
- iii. Establishment of Anti Ragging Committee
- iv. Establishment of Online Grievance Redressal Mechanism
- v. Details of Grievance Redressal Committee in the Institution and OMBUDSMAN by the University
- vi. Establishment of Internal Committee (IC)
- vii. Establishment of Committee for SC/ST
- viii. Internal Quality Assurance Cell
- ix. Equal Opportunity facilities Cell.

18.6 Programmes

- i. Name of Programmes approved by AICTE
- ii. Name of Programmes Accredited by NBA
- iii. Status of Accreditation of the Courses
- iv. Total number of Courses
- v. For each Programme the following details are to be given (Preferably in Tabular form):
 - a. Name

- b. Number of seats
- c. Duration
- d. Cut off marks/rank of admission during the last years
- vi. Fee (as approved by the state government)
- vii. Name and duration of Programme(s) having Twinning and Collaboration with Foreign University(s) and being run in the same Campus along with status of their AICTE approval. If there is Foreign Collaboration, give the following details, if any:
 - a. Details of the Foreign University, if any
 - b. Name of the University
 - c. Address
 - d. Website
 - e. Accreditation status of the University in its Home Country
 - f. Ranking of the University in the Home Country
 - g. Whether the degree offered is equivalent to an Indian Degree? If yes, the name of the agency which has approved equivalence. If no, implications for students in terms of pursuit of higher studies in India and abroad and job both with in and outside the country
- viii. Nature of Collaboration
- ix. Complete details of payment a student has to make to get the full benefit of Collaboration
- x. For each Programme Collaborated provide the following:
 - xi. Programme Focus
 - xii. Number of seats
 - xiii. Admission Procedure
 - xiv. Fee (as approved by the state government)
 - xv. Whether the Collaboration Programme is approved by AICTE? If not whether the Domestic/ Foreign University has applied to AICTE for approval

18.7 Faculty

- i. Course/Branch wise list Faculty members:
- ii. Permanent Faculty
- iii. Adjunct Faculty
- iv. Permanent Faculty: Student Ratio

18.8 Profile of Vice Chancellor/Director/Principal/Faculty

- i. Name
- ii. Date of Birth
- iii. Unique ID
- iv. Education Qualifications
- v. Work Experience
- vi. Teaching/ Research/ Industry/ Others
- vii. Area of Specialization
- viii. Courses taught at Diploma/ Post Diploma/ Under Graduate/ Post Graduate/ Post Graduate Diploma Level
- ix. Research guidance (Number of Students)
- x. No. of papers published in National/International Journals/Conferences
- xi. Master (Completed/Ongoing)
- xii. Ph.D. (Completed/Ongoing)
- xiii. Projects Carried out
- xiv. Patents (Filed & Granted)
- xv. Technology Transfer
- xvi. Research Publications (No. of papers published in National/International Journals/Conferences)
- xvii. No. of Books published with details (Name of the book, Publisher with ISBN, year of publication, etc.)

18.9 Fee

- i. No. of Fee waivers granted with amount and name of students
- ii. Number of scholarship offered by the Institution, duration and amount

18.10 Admission

- i. Number of seats sanctioned with the year of approval
- ii. Number of Students admitted under various categories each year in the last three years
- iii. Number of applications received during last year for admission under Management Quota and number admitted

18.11 Admission Procedure

- i. Mention the admission test being followed, name and address of the Test Agency/State Admission Authorities and its URL (website)

- ii. Number of seats allotted to different Test Qualified candidate separately (AIEEE//JEE/ CET (State conducted test/ University tests/ CMAT)/ Association conducted test etc.)
- iii. Calendar for admission against Management quota seats:
- iv. Last date of request for applications
- v. Last date of submission of applications
- vi. Dates for announcing final results
- vii. Release of admission list (main list and waiting list shall be announced on the same day)
- viii. Date for acceptance by the candidate (time given shall inno case be less than 15 days)
- ix. Last date for closing of admission & Starting of the Academic session
- x. The waiting list shall be activated only on the expiry of date of main list
- xi. The policy of refund of the Fee, in case of withdrawal, shall be clearly notified

18.12 Criteria and Weightages for Admission

- i. Describe each criterion with its respective weightages i.e. Admission Test, marks in qualifying examination etc.
- ii. Mention the minimum Level of acceptance, if any
- iii. Mention the cut-off Levels of percentage and percentile score of the candidates in the admission test for the last three years
- iv. Display marks scored in Test etc. and in aggregate for all candidates who were admitted

18.13 List of Applicants

List of candidate whose applications have been received along with percentile/percentages core for each of the qualifying examination in separate categories for open seats. List of candidate who have applied along with percentage and percentile score for Management quota seats (merit wise)

18.14 Results of Admission Under Management seats/Vacant seats

- i. Composition of selection team for admission under Management Quota
- ii. List of candidate who have been offered admission
- iii. Waiting list of the candidate in order of merit to be operative from the last date of joining of the first list candidate

18.15 Information of Infrastructure and Other Resources Available

- i. Number of Class Rooms and size of each
- ii. Number of Tutorial rooms and size of each
- iii. Number of Laboratories and size of each
- iv. Number of Computer Centres with capacity of each

- v. Central Examination Facility, Number of rooms and capacity of each
- vi. Online examination facility (Number of Nodes, Internet band width, etc.)
- vii. Barrier Free Built Environment for disabled and elderly persons
- viii. Fire and Safety Certificate
- ix. Hostel Facilities
- x. Number of Library books/ebooks/Titles/Journals available (Programme-wise)
- xi. List of online National/International Journals subscribed
- xii. National Digital Library (NDL) subscription details
- xiii. List of Major Equipment/Facilities in each Laboratory/Workshop
- xiv. List of Experimental Setup in each Laboratory/Workshop
- xv. Innovation Cell
- xvi. Social Media Cell
- xvii. Compliance of the Academic Bank of Credit (ABC), applicable to PGCM/ PGDM Institutions and University Departments
- xviii. To upload the respective short video (1-2 min) of Infrastructure and facilities available w.r.t the courses in the website
- xix. Games and Sports Facilities
- xx. Teaching Learning Process
- xxi. For each Post Graduate Courses give the following:
- xxii. Title of the Course
- xxiii. Laboratory facilities exclusive to the Post Graduate Course

18.16 Enrolment and placement details of students in the last 3years

18.17 List of Research Projects/Consultancy Works

18.18 MoUs with Industries

NOTE: Suppression and/or misrepresentation of information shall invite appropriate penal action. The Website shall be dynamically updated with regard to Mandatory Disclosures

Important Instructions:

LoA/EoA letters (since inception) should form part of the mandatory disclosure and complete mandatory disclosure document should be converted into a single PDF file and the URL (web- link) to be entered in the AICTE portal (under attachments tab).

The mandatory disclosure should be available freely to view/download to the public without any restrictions.

AFFIDAVIT-1

(For creation of New Password/Forgotten Password)

I/we, <Name>, Chairperson/ Secretary, <Name of the Trust/ Society/ Company>, son/ daughter of, aged....., resident of, do hereby solemnly affirm and declare as under:

1. That I/we have applied for creation of new password for our institution <name and address of institution> vide application dated
2. That I/we shall abide by all the terms and conditions as laid down in the Approval Process Handbook 2024-27;
3. That I/we have forgotten/ misplaced the password for our <user ID>;
4. That I/we am/are authorized to submit the present request and there is no misrepresentation;
5. That I/we have made an online payment of Rs. 6000/- vide Transaction ID..... date.....;
6. That the new login credentials are to be sent to <Name of the Person>, <Address>, <Landline No>, <Mobile No>, <email id>; and
7. That the facts stated in this affidavit are true to my/our knowledge. No part of the same is false and no material facts have been concealed therefrom.

(Name of the authorized person(s) executing the undertaking along with his/ her Official Position)

(SEAL)
DEPONENT(s)

VERIFICATION

I/we, the above named deponent(s) do hereby verify that the facts stated in the above affidavit are true to my/our knowledge. No part of the same is false and no material facts have been concealed therefrom.

Verified at <Name of the place> on this the <date>.

Verified at <Name of the place> on this the <date>.

(Name, Designation and Address of the Executants)

(SEAL)
DEPONENT(s)

Solemnly affirmed and signed before me by the deponent(s) on this- day of – month, year ... at my office.
(Judicial First Class Magistrate/ Notary Public/ Oath Commissioner)

NOTE:

Institute shall download portal generated common affidavit as per application. The same should be printed on Non-Judicial Stamp Paper/ E-Stamp Paper of Rs. 100/- and upload over portal after duly Sworn before a First Class Judicial Magistrate or Notary or an Oath Commissioner.

AFFIDAVIT-2

(For the applications submitted under Chapter I/II/IV except Closure of the Institution)

I/we, <Name>, Chairperson/ Secretary, <Name of the Trust/ Society/ Company>, son/ daughter of, aged....., resident of, do hereby solemnly affirm and declare as under:

1. That I/we have applied forvide application dated
2. That I/ we will abide by all terms and conditions as laid down in the Approval Process Handbook 2024-27.
3. That the information given by <Name(s)> in the application made to AICTE is true and complete. Nothing is false and no information/ material has been concealed;
4. That the Institution is functioning in the location as approved by the Council;
5. That I/we have uploaded the Occupancy/Completion Certificate/Building License/Form D issued by the Competent Authority and the Structural Stability Certificate by the Competent Authority;
6. That the Trust/ Society/ Company runs the following other Institutions in the same Campus; Total Built-Up Area available

Name of the Institution	Programmes/ Courses offered	Built-Up Area	Approved by AICTE or Not

7. That I/we have uploaded valid Fire Safety Certificate issued by the Competent Authority;
8. That Principal of the Institution is regular and qualified as per AICTE norms;
9. That the Faculty norms as well as Faculty : Student ratio is maintained as per Approval Process Handbook and the Faculty data uploaded is true and complete;
10. That the Institution has fulfilled the norms for Faculty and Infrastructural facilities for Reinstatement of "Reduction in Intake";
11. That the I/we not demanded/ retained the Original Degree Certificates from the Faculty members;
12. That the declaration, information and documents submitted/uploaded as per Annexure-1/2 of the Approval Process Handbook with regard to Land, Built-up area (Instructional area, Administrative area and Amenities area) and other Infrastructure therein where the letter of approval/ Extension of Approval is sought for < Name of the Institution> is true, complete and nothing is false;
13. That the Land is contiguous, there is no dispute pertaining to the said Land;
14. That if any of the information is found to be false, incomplete, misleading and/ or that the <Name(s)> fail(s) to disclose all the information and/ or suppress any information and/ or misrepresent the information, the Council shall also be free to take any action, including Withdrawal of Approval and/ or any other action as deemed fit against the <Name(s)> and others as the case may be and/ or the individuals associated with the Trust/ Society/ Company and/ or the Institution;
15. That the Land/Built-up area details given below in the Table are true and complete;
<Reproduce only appropriate section(s) related to application in the table below>

Sl. No.	Name of the Deed Holder	Document No.	Date of Registration	Plot No.	Address (Village) District	Area in Acre
Total area in Acre						

Room No.	Room type (mention Class Room/ Laboratory/ Toilet, etc.)	Carpet area (in m2)	Completion of Flooring	Completion of Walls and painting	Completion of Electrification and lighting

16. That I/we have submitted/uploaded all the additional documents/information regarding resolution/ NOC's/ Certificates/ details of Building completion (partial/full) in AICTE Web-Portal in respect of our application (as applicable) and the same is true and complete;
17. That I/we have uploaded the details of faculties, Administrative and supporting Staff over portal. And Institute is adhering with pay scale, gross pay, PF deduction and TDS as per the Central / State / local authority norms as applicable;
18. That I/we have uploaded all the student data of the previous years and the same is true and complete;
19. That no students have been admitted without the approval of concerned regulatory bodies
20. That the financial transactions have been done only by digital payment;
21. That the declaration, information and documents pertaining to the availability of Faculty is true and complete. Nothing is false and no information/ material has been concealed;
22. That liabilities, if any, arise out of the Conversion of Women's Institution into Co-ed Institution and vice- versa/ Conversion of Diploma Level into Degree Level Institution shall solely be that of <Name of the Trust/ Society/ Company/ Technical Institution>;
23. That liabilities, if any, arise out of Change of Site/ Location shall solely be that of <Name of Trust/ Society/ Company/ Technical Institution>;
24. That liabilities if any, arise out of Change in the Name of the Course(s)/ Merger of the Courses/ Reduction in Intake/ Closure of Programme(s)/ Course(s)/ Change of affiliating University/ Board shall solely be that of < Name of the Trust/ Society/ Company/ Technical Institution>;
25. That admission to NRI/Foreign Nationals/ Children of Indian workers in Gulf Countries/ Collaboration and Fellow Programme shall be strictly within the limit and shall be done on Merit basis and liability, if any, arise out of the same shall solely be that of<Name of the Trust/Society/ Company/ Technical Institution>;
26. That Audited statement of accounts of the Trust/Society/Company for the previous year has been uploaded;
27. That all Faculty and all non-teaching Staff data and all student data of all years and all Course(s), as entered by the Head of the Institution as per the prescribed Format on the Web-Portal are correct;
28. That the hostel facilities of International Standards for NRI/Foreign Nationals/ Children of Indian workers in Gulf Countries/Collaboration and established an Office and Student Counsellor to take care of the issues of such students admitted are provided. Further, their entry and exit shall be adhered to the norms specified under Ministry of External Affairs, Government of India;
29. That the Sports facilities are provided to the students;
30. That the Internal Quality Assurance Cell before commencement of the Academic Session in respect of <application number><Name and address of Institution> is constituted (in case of existing Institutions)/ will be constituted (in case of new Technical Institutions);

31. That the following Committees as per Chapter VI of the Approval Process Handbook before commencement of the Academic Session in respect of <application number> <Name and address of Institution> are constituted (in case of existing Institutions)/will be constituted (in case of new Technical Institutions);
- Anti-Ragging Committee (As per All India Council for Technical Education notified Regulation for prevention and prohibition of ragging in AICTE approved Technical Institutions vide No. 37-3/ Legal/ AICTE/ 2009 dated 01.07.2009)
 - Grievance Redressal Committee in the Institution and Appointment of OMBUDSMAN by the University. (As per All India Council for Technical Education (Redressal of Grievance of Students) Regulation, 2019 vide F.No.1-101/PGRC/AICTE/Regulation/2019 dated 07.11.2019)
 - Internal Committee (IC) (As per Section 4 All India Council for Technical Education (Gender Sensitization, Prevention and Prohibition of Sexual Harassment of Women Employees and Students and Redressal of Grievances in Technical Institutions) Regulations, 2016)
 - Committee for SC/ ST (As per the Scheduled Castes and the Scheduled Tribes (Prevention of Atrocities) Act, 1989, No. 33 OF 1989, dated 11.09.1989)
32. That, the Institutions uploaded the Annual Report of IC in the AICTE Web-Portal.
33. That, the Institution undertakes to submit that all the employments in the Institution shall be as per the norms of the existing Labour Law and the payments shall be as per the provisions of the Minimum Wages Act of State/ UTs/ Central Government.

(Name of the authorized person executing the undertaking along with his/ her Official Position)

(SEAL)
DEPONENT(s)

VERIFICATION

I/ We, the above named deponent(s) do hereby verify that the facts stated in the above Affidavit are true to my/ our knowledge. No part of the same is false and no material has been concealed there from.

Verified at <Name of the place> on this the <date>.

(Name, Designation and Address of the Executants)

(SEAL)
DEPONENT(s)

Solemnly affirmed and signed before me by the deponent on this- day of – month, year ... at my office. (Judicial First Class Magistrate/ Notary Public/ Oath Commissioner)

NOTE:

Institute shall download portal generated common affidavit as per application. The same should be printed on Non-Judicial Stamp Paper/ E-Stamp Paper of Rs. 100/- and upload over portal after duly Sworn before a First Class Judicial Magistrate or Notary or an Oath Commissioner.



AFFIDAVIT-3

(For submitting the Security Deposit Upon establishment of New Technical Institution /New Programme / New Level)

I/we, <Name>, Chairperson/ Secretary, <Name of the Trust/ Society/ Company>, son/ daughter of, aged....., resident of, do hereby solemnly affirm and declare as under:

1. That I/we have applied for the establishment of Institution<Name and address of proposed Institution> vide application <application number> dated
2. That in accordance with the norms, procedures and conditions prescribed by AICTE, an amount of Rs. was deposited by the <Name of the Trust/ Society/ Company> in AICTE's account, for a Rperiod of 10 years;
3. That the interest accrued on the deposit shall be retained by AICTE and used for improving the quality of Technical Education;
4. That AICTE in its discretion shall extend the term of the deposit for a further period and/ or forfeit the amount for violation of norms, conditions and requirements prescribed by AICTE and/ or non- performance by the Institution and/ or Closure of the Institution due to withdrawal of AICTE approval or for any other reason. In an event of forfeiture, the proceeds of the fixed deposit shall be utilized for meeting the expenditure towards refunds to the students and others;
5. That all remaining requirements as mentioned under the Regulations and the Approval Process Handbook 2024- 27, as applicable, by <Name and address of proposed Institution>shall be complied within one month from the date of issuance of the approval letter;
6. That the Land measuring Acre, on which <Name of the proposed Institution>is located was not mortgaged for any purpose to any Institution on the date of filing the application and that status is continuing till date and shall continue till the date of issuance of the letter of approval (Not applicable for New Programme / New Level);
7. In the event of Non-Compliance by the <Name of the Trust/ Society/ Company>and/ or<Name of the proposed Institution>with regard to guidelines, norms and conditions prescribed, as also in the event of violation of any of the undertaking mentioned herein, AICTE shall be free to take appropriate action, including withdrawal of its approval without consideration of any related issues and that all liabilities arise out of such withdrawal shall solely be that of the (Society/ Institution); and
8. That the facts stated in this Affidavit are true to my/ our knowledge. No part of the same is false and no material has been concealed therefrom.

(Name of the authorized person executing the undertaking along with his/ her Official Position)

(SEAL) DEPONENT(s)

VERIFICATION

I/ We, the above named deponent(s) do hereby verify that the facts stated in the above affidavit are true to my/ our knowledge. No part of the same is false and no material has been concealed therefrom.

Verified at < name of the place> on this the <date>.

(Name, Designation and Address of the Executants)

Solemnly affirmed and signed before me by the deponents on this – day of – month, year ... at my office.
(Judicial First Class Magistrate/ Notary Public/ Oath Commissioner)

NOTE:

(SEAL)DEPONENT(s)

Institute shall download portal generated common affidavit as per application. The same should be printed on Non-Judicial Stamp Paper/ E-Stamp Paper of Rs. 100/- and upload over portal after duly Sworn before a First Class Judicial Magistrate or Notary or an Oath Commissioner.

AFFIDAVIT-4

(For the Progressive/Complete Closure of the Institution)

I/we, <Name>, Chairperson/ Secretary, <Name of the Trust/ Society/ Company>, son/ daughter of, aged....., resident of, do hereby solemnly affirm and declare as under:

1. That I/we have applied for the Progressive/ Complete Closure of our Institution <Name and address of Institution> vide application <application number> dated
2. That our Trust <Name of the Trust/ Society/ Company> vide resolution.....Resolved for closing the Institution and has applied for Closure of <Name and address of Institution> in the Web-Portal and had paid the requisite Fee as per AICTE norms;
3. That liabilities, if any, arise out of Closure of above said Institution shall be solely of Trust/ Society/ Company;
4. That the Trust/ Society/ Company undertakes that no further admission of students shall be made in the current and forthcoming years;
5. That Trust/ Society/ Company undertakes to provide all the facilities to the existing students till they pass out;
6. That Trust/ Society/ Company has submitted/ uploaded all the additional documents/ information regarding resolution/ NOCs/ Certificates in AICTE Web-Portal in respect of our application (as applicable) and the same is true and complete;
7. That the FDR was neither mortgaged nor encashed;

Details of RPGF/ Joint FDR

Details of the RPGF/ Joint FDR/ RTGS	Name and Address of the Bank	Date of Issue	Amount (Rs.)	FDR No./Online Transaction No.	Date of Maturity
Details of RPGF/ Joint FDR/ RTGS made with AICTE/ Board for the establishment of the Institution					

8. That the facts stated in this Affidavit are true to my/ our knowledge. No part of the same is false and no material has been concealed therefrom.

VERIFICATION

I/ We, the above named deponent(s) do hereby verify that the facts stated in the above Affidavit are true to my/ our knowledge. No part of the same is false and no material has been concealed therefrom.

Verified at <Name of the place> on this the <date>.

(Name, Designation and Address of the Executants)

(SEAL) DEPONENT(s)

Solemnly affirmed and signed before me by the deponent(s) on this- day of – month, year ... at my office. (Judicial First Class Magistrate/ Notary Public/ Oath Commissioner)

(Name of the authorized person(s) executing the undertaking along with his/ her Official Position)

(SEAL) DEPONENT(s)

NOTE:

Institute shall download portal generated common affidavit as per application. The same should be printed on Non-Judicial Stamp Paper/ E-Stamp Paper of Rs. 100/- and upload over portal after duly Sworn before a First Class Judicial Magistrate or Notary or an Oath Commissioner.

AFFIDAVIT-5

(For the compliance of AICTE norms For Universities applying as per Chapter IV notified by the UGC)

I/we, <Name>, Chairperson/ Secretary, <Name of the Trust/ Society/ Company>, son/ daughter of, aged....., resident of, do hereby solemnly affirm and declare as under:

1. That I/we have applied forvide application <application number> dated
2. That the <Name> University is fulfilling AICTE norms as specified in the Approval Process Handbook 2024-27. If any complaint arises, AICTE has the right to inspect the premises and if the complaint is found to be true, the Council shall take any action, including Withdrawal of Approval.
3. That the information given by the above named University in the application made to AICTE is true and complete. Nothing is false and no information/ material has been concealed.
4. That if any of the information is found to be false, incomplete, misleading and/ or that the above named University fails to disclose all the information and/ or suppress any information and/ or misrepresent the information, the Council shall take any action, including Withdrawal of Approval.

(Name of the authorized person(s) executing the undertaking along with his/ her Official Position)

(SEAL)
DEPONENT(s)

VERIFICATION

I/ We, the above named deponent(s) do hereby verify that the facts stated in the above affidavit are true to my/ our knowledge. No part of the same is false and no material has been concealed therefrom.

Verified at < name of the place> on this the <date>

(Name, Designation and Address of the Executants)

(SEAL)
DEPONENT(s)

Solemnly affirmed and signed before me by the deponents on this – day of – month, year ... at my office.
(Judicial First Class Magistrate/ Notary Public/ Oath Commissioner)

NOTE:

Institute shall download portal generated common affidavit as per application. The same should be printed on Non-Judicial Stamp Paper/ E-Stamp Paper of Rs.100/- and upload over portal after duly Sworn before a First Class Judicial Magistrate or Notary or an Oath Commissioner.

AFFIDAVIT-6

(For the Release of Security Deposit)

I/ We, <Name, Chairperson/ Secretary <Name of Trust/ Society/ Company>, Son / daughter of aged Resident of do hereby solemnly affirm and declare as under:

1. That our Institution viz., had created a security deposit (in the form of) for Rs. for the maturity period of 8 years /10 years from to..... in the joint name of the Secretary, <Name of the Trust and the AICTE, Maturity of said deposited towards Programme was due on <date >
2. That no cognizable action is pending against the Institution;
3. That all the conditions of LoA have been fulfilled by the Institution;
4. That the Institution is functioning at its approved permanent site;
5. That the Institution is not operating on a temporary site;
6. That the Institution has not been put under No Admission Category;
7. That no inquiry is pending against the Institution;
8. That no adverse action is being contemplated against the Institution;
9. That no Fee refund case is pending in the Institution;
10. No Complaint is pending under investigation relating to misappropriation/ defalcation/ embezzlement of money by the Institution/ Trust/ Society/ Company; and
11. The said FDR was not mortgaged/ renewed (not applicable to RTGS). Further, in case any violation is found, the Security Deposit will be refunded to AICTE by the Trust.

(Name of the authorized person executing the undertaking along with his/ her Official Position)

(SEAL)
DEPONENT(s)

VERIFICATION

I/ We, the above name deponent(s) do hereby verify that the facts stated in the above affidavit are true to my/ our knowledge. No part of the same is false and no material has been concealed therefrom.

Verified at <Name of the place> on this the <date>.

(Name, Designation and Address of the Executants)

(SEAL)
DEPONENT(s)

Solemnly affirmed and signed before me by the deponent(s) on this- day of - month, year ... at my office. (Judicial First Class Magistrate/ Notary Public/ Oath Commissioner)

NOTE:

Institute shall download portal generated common affidavit as per application. The same should be printed on Non-Judicial Stamp Paper/ E-Stamp Paper of Rs. 100/- and upload over portal after duly Sworn before a First Class Judicial Magistrate or Notary or an Oath Commissioner.

AFFIDAVIT-7

(For transfer of private Property / Building)

I/ We, <name>, Chairperson/ Secretary, <name of the Society/ Trust/Company>, son / daughter of aged resident of , (Lessor) do hereby solemnly affirm and declare as under:-

1. That I/we hand over the possession of my/ our Property/ Building No... (detailed address of the Property/ Building) to (Lessee), <name>, Chairperson/ Secretary, <name of the Trust/Society/Company>, to run a Technical Institution (name and address).
2. I/We will abide by all the provisions contained in the Transfer of Property Act, 1882 or any other Law for the time being in force relating to transfer of Property/ Building to or by Companies, Associations or bodies of individuals while transferring the aforesaid Property/ Building to the Lessee.
3. That there are no legal issues pending with regard to this property before any court of Law hampering the transfer of this Property/ Building to the Lessee;
4. That the lease of Property/ Building is irrevocable for 30 years of which 25 years are still alive;
5. That there are no financial liabilities against this Property/ Building before transfer of the same to the Lessee;
6. That both the Lessor and Lessee shall abide by the Local Municipal Laws and other Laws of the Land relating to this Property/ Building;
7. That the Lessee shall not have any right to sub-lease this Property/ Building to any other entity/person.
8. That henceforth, the Lessee shall be liable to pay all the taxes of this Property/ Building under the different Local Municipal Laws and other Laws of the Land; and
9. That the facts stated in this Affidavit are true to my/our knowledge. No part of the same is false and no material has been concealed therefrom.

Names of both the parties (Lessor and Lessee) or their authorized persons executing the undertaking.

LESSOR

LESSEE
DEPONENT(S)

VERIFICATION

I/ We, the above named deponent(s) do hereby verify that the facts stated in the above affidavit are true to my/ our knowledge. No part of the same is false and no material has been concealed therefrom.

Verified at < name of the place> on this the <date>.

LESSOR LESSEE
DEPONENT(S)

Solemnly affirmed and signed before me by the deponents on this – day of – month, year ... at my office. (Judicial First Class Magistrate/ Notary Public/ Oath Commissioner)

NOTE:

Institute shall download portal generated common affidavit as per application. The same should be printed on Non-Judicial Stamp Paper/ E-Stamp Paper of Rs.100/- and upload over portal after duly Sworn before a First Class Judicial Magistrate or Notary or an Oath Commissioner.

AFFIDAVIT-8

(For Additional Course/ Increase in Intake)

I/we, <Name>, Chairperson/ Secretary, <Name of the Trust/ Society/ Company>, son/ daughter of, aged....., resident of, do hereby solemnly affirm and declare as under:

1. That I/we have applied for additional Course/ increase in intake of our Institution <Name and address of Institution> vide application <application number> dated
2. That above named Trust/Society/Company vide a resolution resolved to apply for additional Course/ increase in intake in above named Institution in the Web-Portal and had paid the requisite TER Charges as per AICTE norms;
3. That we have created all the additional facilities such as Infrastructure, hostel (wherever applicable), Faculty, etc. for meeting the requirements of additional Course/increase in the Intake.
4. That liabilities, if any, arise out of additional Course/ increase in the Intake in the above named institutions shall be solely of the above named Trust/ Society/ Company>; and
5. That the facts stated in this Affidavit are true to my/ our knowledge. No part of the same is false and no material has been concealed therefrom.

(Name of the authorized person(s) executing the undertaking along with his/ her Official Position)

SEAL
DEPONENT(S)

VERIFICATION

I/ We, the above named deponent(s) do hereby verify that the facts stated in the above affidavit are true to my/ our knowledge. No part of the same is false and no material has been concealed therefrom.

Verified at < name of the place> on this the <date>.

(Name, Designation and Address of the Executants)

SEAL
DEPONENT(S)

Solemnly affirmed and signed before me by the deponents on this – day of – month, year ... at my office.
(Judicial First Class Magistrate/ Notary Public/ Oath Commissioner)

NOTE:

Institute shall download portal generated common affidavit as per application. The same should be printed on Non-Judicial Stamp Paper/ E-Stamp Paper of Rs.100/- and upload over portal after duly Sworn before a First Class Judicial Magistrate or Notary or an Oath Commissioner.

AFFIDAVIT-9

(For change in the Bank details)

I/we, <Name>, Chairperson/ Secretary, <Name of the Trust/ Society/ Company>, son/ daughter of, aged....., resident of, do hereby solemnly affirm and declare as under:

1. That I/we have applied for change in the Name of the Bank of our Institution <Name and address of Institution> vide application <application number> dated
2. I/ We will abide by all terms and conditions as laid down in the Approval Process Handbook 2024-27;
3. That there is no commercial or business angle for change of <Name of the old Bank> to < Name of the new Bank>;
4. That the Change in the Name of the Bank / Address of the Bank of Institute / Trust / Society / Company is by virtue of Merger of the Banks / Closure of the Bank / Closure of account of old Bank / etc.
5. That in the event of Non-Compliance by the above named Trust/ Society/ Company and or above named Institution with regard to guidelines, norms and conditions prescribed, as also in the event of violation of any of the terms of undertaking mentioned herein, AICTE shall be free to take appropriate action including with drawal of its approval without consideration of any related issues and that all liabilities arise out of such with drawal shall solely be that of the Trust/ Society/ Company/ Institution;
6. That there are no legal issues pending with both old and new Banks;
7. That there are no financial liabilities with the <Name of the old Bank>;
8. That liabilities, if any, arise out of change of Name of the Bank shall be solely that of the above named Trust/ Society/ Company; and
9. That the facts stated in this affidavit are true to my/ our knowledge. No part of the same is false and no material has been concealed therefrom.

(Name of the authorized person(s) executing the undertaking along with his/ her Official Position)

(SEAL)
DEPONENT(s)

VERIFICATION

I/ We, the above named deponent(s) do hereby verify that the facts stated in the above affidavit are true to my/ our knowledge. No part of the same is false and no material has been concealed therefrom.

Verified at <Name of the place> on this the <date>.

(Name, Designation and Address of the Executants)

(SEAL)
DEPONENT(s)

Solemnly affirmed and signed before me by the deponent(s) on this- day of – month, year ... at my office.
(Judicial First Class Magistrate/ Notary Public/ Oath Commissioner)

NOTE:

Institute shall download portal generated common affidavit as per application. The same should be printed on Non-Judicial Stamp Paper/ E-Stamp Paper of Rs. 100/- and upload over portal after duly Sworn before a First Class Judicial Magistrate or Notary or an Oath Commissioner.

AFFIDAVIT-10

(For Change in the Name / Address of the Trust / Society/ Company)

I/we, <Name>, Chairperson/ Secretary, <Name of the Trust/ Society/ Company>, son/ daughter of, aged....., resident of, do hereby solemnly affirm and declare as under:

1. That I/we have applied for change in the Name of the Trust/ Society/ Company of our Institution <Name and address of Institution> vide application <application number> dated
2. That I/ We will abide by all terms and conditions as laid down in the Approval Process Handbook 2024-27;
3. That there is no commercial or business angle for change of <Name of the old Trust/ Society/ Company> to <Name of the new Trust/ Society/ Company>;
4. That in the event of Non-Compliance by the <Name of the Trust/ Society/ Company> and/ or <Name of the proposed Institution> with regard to guidelines, norms and conditions prescribed, as also in the event of violation of any of the undertaking mentioned herein, AICTE shall be free to take appropriate action including withdrawal of its approval without consideration of any related issues and that all liabilities arise out of such withdrawal shall solely be that of the Trust/ Society/ Company/ Institution;
5. That there are no legal issues pending with both old and new Trust/ Society/ Company;
6. That there are no financial liabilities in the old Trust/ Society/ Company Name;
7. That the Land and Building are in the Name of the new Trust/ Society/ Company;
8. That liabilities, if any, arise out of change of Name of the Trust/ Society/ Company shall be solely that of new <Name of the Trust/ Society/ Company>; and
9. That the facts stated in this affidavit are true to my/ our knowledge. No part of the same is false and no material has been concealed therefrom.

(Name of the authorized person(s) executing the undertaking along with his/ her Official Position)

(SEAL)
DEPONENT(s)

VERIFICATION

I/ We, the above named deponent(s) do hereby verify that the facts stated in the above affidavit are true to my/ our knowledge. No part of the same is false and no material has been concealed there from.

Verified at <Name of the place> on this the <date>.

(Name, Designation and Address of the Executants)

(SEAL)
DEPONENT(s)

Solemnly affirmed and signed before me by the deponent(s) on this- day of – month, year ... at my office.
(Judicial First Class Magistrate/ Notary Public/ Oath Commissioner)

NOTE:

Institute shall download portal generated common affidavit as per application. The same should be printed on Non-Judicial Stamp Paper/ E-Stamp Paper of Rs. 100/- and upload over portal after duly Sworn before a First Class Judicial Magistrate or Notary or an Oath Commissioner.



AFFIDAVIT-II

(For Collaboration and Twinning Programme Between Foreign University / Institution OR Institute of National Importance / Eminence of India and AICTE Approved Institution)

I/we, <Name>, Chairperson/ Secretary, <Name of the Trust/ Society/ Company>, son/ daughter of, aged....., resident of, do hereby solemnly affirm and declare as under:

1. That I/we have applied for Collaboration and Twinning Programme between Foreign University/ Institution <Name and address of Institution> and AICTE Approved Institution in India <Name and address of Institution> vide application <application number> dated
2. That the Degree/Diploma and post Diploma awarded to the students in India shall be recognized in the Parent Country and shall be treated equivalent to the corresponding Degrees/Diploma/Graduate, post Diploma awarded by the University /Institution in<Country of origin of University/Foreign Institution>;
3. That the Institution for which application for approval is being made shall offer Programme(s) and Course(s) approved by the Council;
4. That the Institution for which application for approval is being made shall admit students as per Intake approved by the Council;
5. That University/ Institution shall declare the detailed guidelines for admission, entry Level qualifications, Fee of all kinds, the examination and evaluation and award of degree that there shall not be major deviations with the prescribed procedures in their Parent Country, vis-vis India;
6. That the students admitted under the Twinning Programme will spend at least one Semester for the two years Programme and two Semesters for four years Programme in the Foreign University/ Institution in its Parent Country;
7. That admission to Collaboration and Twinning Programme shall be strictly within the limit and shall be done on Merit basis and liability, if any, arise out of the same shall solely be that of<Name of the Trust/ Society/ Company/ Technical institution>;
8. That MoU is executed to accommodate those students, who fail to get VISA, in the local affiliating University/ Institution to continue his/ her Education; and
9. That the facts stated in this Affidavit are true to my/ our knowledge. No part of the same is false and no material has been concealed therefrom.

(Name of the authorized person(s) executing the undertaking along with his/ her Official Position)

(SEAL) DEPONENT(s)

VERIFICATION

The above named deponent(s) do hereby verify that the facts stated in the above Affidavit are true to my/ our knowledge. No part of the same is false and no material has been concealed therefrom.

Verified at <Name of the place> on this the <date>.

(Name, Designation and Address of the Executants)

(SEAL) DEPONENT(s)

Solemnly affirmed and signed before me by the deponent(s) on this- day of – month, year ... at my office. (Judicial First Class Magistrate/ Notary Public/ Oath Commissioner)

NOTE:

Institute shall download portal generated common affidavit as per application. The same should be printed on Non-Judicial Stamp Paper/ E-Stamp Paper of Rs. 100/- and upload over portal after duly Sworn before a First Class Judicial Magistrate or Notary or an Oath Commissioner.

AFFIDAVIT-12

(For Conducting Academic Course(s) of other Regulatory Bodies)

I/ We, <name>, Chairperson/ Secretary, <name of the Society/ Trust/Company>, son / daughter of aged, resident of , (Lessor) do hereby solemnly affirm and declare as under:-

1. That I/we have applied for conducting academic Course(s) of other Regulatory Body <Name of the Regulatory Body> vide application <application number> dated
2. That our above named Trust/ Society/ Company vide resolution Resolved to conduct academic Course(s) of other Regulatory Body and had paid the requisite TER Charges as per AICTE norms;
3. The Institution(s) approved by AICTE in the Campus has/ have all the facilities such as Infrastructure, hostel (if applicable), Faculty, etc. for meeting the demands of all the Courses, in addition to the proposed academic Course(s).
4. That we are using the excess facilities available / have created all the additional facilities such as for meeting the requirements of academic Course(s).
5. That liabilities, if any, arise out of academic Course(s) shall be solely that of the Trust/ Society/ Company named above; and
6. That the facts stated in this Affidavit are true to my/ our knowledge. No part of the same is false and no material has been concealed therefrom.

(Name of the authorized person(s) executing the undertaking along with his/ her Official Position)

LESSOSOR

SEAL
DEPONENT(S)

VERIFICATION

I/ We, the above named deponent(s) do hereby verify that the facts stated in the above Affidavit are true to my/ our knowledge. No part of the same is false and no material has been concealed therefrom.

Verified at <Name of the place> on this the <date>.

(Name, Designation and Address of the Executants)

SEAL
DEPONENT(S)

Solemnly affirmed and signed before me by the deponent(s) on this - day of - month, year ... at my office.

(Judicial First Class Magistrate/ Notary Public/ Oath Commissioner)

NOTE:

Institute shall download portal generated common affidavit as per application. The same should be printed on Non-Judicial Stamp Paper/ E-Stamp Paper of Rs.100/- and upload over portal after duly Sworn before a First Class Judicial Magistrate or Notary or an Oath Commissioner.



AFFIDAVIT-13

[For Conducting Open and Distance Learning (ODL) / Online Learning Mode]

I/we, <Name>, Chairperson/ Secretary, <Name of the Trust/ Society/ Company>, son/ daughter of, aged....., resident of, do hereby solemnly affirm and declare as under:

1. That I/we have applied for conducting Open and Distance Learning Courses / Online Learning Mode Courses vide application <application number> dated
2. That the information given in the application made to AICTE is true and complete. Nothing is false and no information/ material has been concealed;
3. That the Institution Headquarter is functioning in the location as approved by the Council;
4. That the Trust/ Society/ Company runs the following other Institutions in the same Campus; Total Built-Up Area available Name of the Institution Programmes/Courses offered Built-Up Area Approved by AICTE or Not

Name of the Institution	Programmes/Courses offered	Built-Up Area	Approved by AICTE or Not

5. That the institution has appointed faculty members as per AICTE guidelines.
6. That the information provided regarding the Learner Support Centres are true and complete.
7. That the information provided regarding the Examination Centres are true and complete.
8. That the following Committees as per 6 of Approval Process Handbook 2024-27 before commencement of the Academic Session..... in respect of <application number> <Name and address of Institution> are constituted (in case of existing Institutions)/ will be constituted (in case of new Technical Institutions); and
 - Anti Ragging Committee (As per All India Council for Technical Education notified Regulation for prevention and prohibition of ragging in AICTE approved Technical Institutions vide No. 37-3/ Legal/ AICTE/ 2009 dated 01.07.2009).
 - Grievance Redressal Committee in the Institution and Appointment of OMBUDSMAN by the University, (As per All India Council for Technical Education (Redressal of Grievance of Students) Regulation ,2019 vide F.No.1-101/PGRC/AICTE/Regulation/2019 dated 07.11.2019)
 - Internal Committee (IC) As per Section 4 All India Council for Technical Education (Gender Sensitization, Prevention and Prohibition of Sexual Harassment of Women Employees and Students and Redressal of Grievances in Technical Institutions) Regulations, 2016.
 - Committee for SC/ ST As per the Scheduled Castes and the Scheduled Tribes (Prevention of Atrocities Act, 1989, No. 33 OF 1989, dated 11.09.1989).
9. That, the Institution undertakes to submit that all the employments in the Institution shall be as per the norms of the existing Labour Law and the payments shall be as per the provisions of the Minimum Wages Act of State/ UT/ Central Government.
10. In the event of Non-Compliance of guidelines/norms prescribed by AICTE or violation of any of the undertakings, AICTE shall be free to take appropriate action, including withdrawal of approval and the liabilities, arising out, if any shall be solely of the Trust/ Society/ Company/Institution.

(SEAL) DEPONENT(s)

VERIFICATION

I/ We, the above named deponent(s) do hereby verify that the facts stated in the above Affidavit are true to my/ our knowledge. No part of the same is false and no material has been concealed therefrom.

Verified at <Name of the place> on this the <date>.

(Name, Designation and Address of the Executants)

Solemnly affirmed and signed before me by the deponent(s) on this - day of - month, year ... at my office.

(Judicial First Class Magistrate/ Notary Public/ Oath Commissioner)

(SEAL) DEPONENT(s)

NOTE:

Institute shall download portal generated common affidavit as per application. The same should be printed on Non-Judicial Stamp Paper/ E-Stamp Paper of Rs.100/- and upload over portal after duly Sworn before a First Class Judicial Magistrate or Notary or an Oath Commissioner.



FORMAT-1

No Objection Certificate from the State Government/ UT

The <Name of the Trust/Society/Company> vide its Executive meeting held on at vide item no.

have passed a resolution for the

- i. Institution applied for Closure of the Institution for starting of a new Technical Institution in the same premises in the same year
- ii. Change of Site/ Location of the Institution from <Name of the Institution>at<address>, (Old) to<Name of the Institution>at<address>, (new)
- iii. Conversion of Women's Institutes into Co-ed Institution / Co-ed Institution Women's Institution
- iv. Conversion of Diploma Level into Degree Level/ Degree Level into Diploma Level
- v. Starting of new Programme/ Level, Programme <Course1... (Intake)> in the Institution
- vi. Closure of the Institution
- vii. Change the Name of the Trust/ Society/ Company from <Name of the present Trust/ Society/ Company> at <address> to <Name of the new Trust/ Society/ Company > at<address>
<Name of the Institution>at<address>, Vide application ref. No Date: made by the Trust/Society/
Company Name Address as at

This is to confirm that the <State Government/UT> has no objection for the Institution applied for

- i. Institution for starting of a new Technical Institution in the same premises in the same year
- ii. Change of Site/ Location of the Institution from <Name of the Institution>at<address>, (Old) to<Name of the Institution>at<address>, (new)
- iii. Conversion of Women's Institutes into Co-ed Institution / Co-ed Institution Women's Institution
- iv. Conversion of Diploma Level into Degree Level/Degree Level into Diploma Level
- v. Starting of new Programme/ Level, Programme <Course1... (Intake)> in the Institution
- vi. Closure of the Institution
- vii. Change the Name of the Trust/ Society/ Company from <Name of the present Trust/ Society/ Company> at <address> to <Name of the new Trust/ Society/ Company > at<address>
<Name of the Institution> at <address>.

Liabilities, if any, on this count shall be the sole responsibility of the Applicant of the Trust/ Society/ Company and shall be settled as per the rules and Regulations as applicable.

Authorized Signatory

<State Government/ UT>

NOTE: Formats given by the Institutions reflecting the content of the concerned Format shall be accepted.

*Strike off whichever is not applicable.

FORMAT-2

No Objection Certificate from the Affiliating University/ Board

The <Name of the Trust/ Society / Company> vide its Executive meeting held onatvide item no. have passed a resolution for the

- i. Institution applied for Closure of the Institution for starting of a new Technical Institution in the same premises in the same year
- ii. Change of Site/ Location of the Institution from <Name of the Institution>at<address>, (Old) to<Name of the Institution>at<address>, (New)
- iii. Conversion of Women's Institution into Co-ed Institution / Co-ed Institution to Women's Institution
- iv. Conversion of Diploma Level into Degree Level/ Degree Level into Diploma Level
- v. Starting of new Programme/ Level, Programme<Course1.....(Intake)> in the Institution
- vi. Merger of Institutions <Name of the Institution>at<address>, <Name of the Institution(s)> at <address>, under the same Trust/ Society/ Company operating in the same Campus
- vii. Introduction of Integrated/Dual Degree Course <Name of the Course>
- viii. Starting of New Course <Name of the Course>
- ix. Starting of Division in Indian Language <Name of the Course>
- x. Closure of the Institution
- xi. Change of Type of Institution (Institution(s) converted into a University) from <Name of the Institution>at<address>to<Name of the University>at<address>
- xii. Change in the Name of the Course(s)/ Merger of the Courses/ Reduction in Intake/ Closure of Programme(s)/Course(s)
- xiii. Change in the Name of the Institution from <Name of the Institution>at<address> to <Name of the Institution> at <address>
- xiv. Change in the Name of the affiliating University/ Board from <Name of the present University/ Board> at <address> to <Name of the new University/ Board> at<address>
- xv. Change the Name of the Trust from <Name of the present Trust> at <address> to <Name of the new Trust> at<address>

<Name of the Institution >at<address>, Vide application ref. NoDate:.....made by the Trust/ Society/ Company Name Address as at

This is to confirm that the<affiliating University/Board> has no objection for the

- i. Institution applied for Closure of the Institution for starting of a new Technical Institution in the same premises in the same year
- ii. Change of Site/ Location of the Institution from <Name of the Institution>at<address>, (Old) to<Name of the Institution>at<address>, (new)
- iii. Conversion of Women's Institution into Co-ed Institution/ Co-ed Institution to Women's Institution
- iv. Conversion of Diploma Level into Degree Level/ Degree Level into Diploma Level
- v. Starting of new Programme/ Level, Programme <Course1..... (Intake.....)> in the Institution

- vi. Merger of Institutions <Name of the Institution>at<address>, <Name of the Institution(s)>at<address>, under the same Trust/ Society/ Company operating in the same Campus/City
- vii. Introduction of Integrated Degree Course <Name of the Course>. Also it is confirmed that the said Integrated Degree Course is available in the approved nomenclature of the University
- viii. Starting of new Course <Name of the Course>
- ix. Closure of the Institution, <Course1 (Intake.....), Course2(Intake.....),>
Mention Programme(s) and Course(s) where Closure of the Institution/ Programme is applied for:
- x. Closing of MCA Course and Introduction of MBA/ PGDM Course/ Closing of MBA/ PGDM Course and Introduction of MCA Course
- xi. Change of Type of Institution (Institution(s) converted into a University) from <Name of the Institution>at<address>to<Name of the University>at<address>
- xii. Conversion of Courses into allied Vocational Courses
- xiii. Change in the Name of the Course(s)/ Merger of the Courses/ Reduction in Intake/ Closure of Programme(s)/ Course(s)

Re-arrangement of current students/ students who were admitted in these Courses in the previous years and who are trailing due to failures, etc. are mentioned in the following table:

Current Staff strength, re-arrangements and dues, if any, shall be settled as per existing norms and Regulations on that behalf.

Course requested for Closure	Number of current students	Number of students admitted in these Course(s) in the previous years and who are trailing due to failures	Details about re- arrangements of students
------------------------------	----------------------------	---	--

- xiv. Change in the Name of the Institution from<Name of the Institution>at<address>to<Name of the Institution>at<address>
- xv. Change in the Name of the affiliating University/ Board from <Name of the present University/ Board> at <address> to <Name of the new University/ Board> at<address>
- xvi. Change in the Name of the Trust from <Name of the present Trust> at <address> to <Name of the new Trust> at<address>

<Name of the Institution> at <address>.

Liabilities if any, on this count shall be the sole responsibility of the Applicant of the Trust/Society/ Company and shall be settled as per the rules and Regulations as applicable.

Registrar/ Director

<affiliating University/ Board >

Note: Formats given by the Institutions reflecting the content of the concerned Format shall be accepted

*Strike off whichever is not applicable

- xvi. Change in the Name of the Trust from <Name of the present Trust> at <address> to <Name of the new Trust> at<address>

<Name of the Institution> at <address>.

Liabilities if any, on this count shall be the sole responsibility of the Applicant of the Trust/Society/ Company and shall be settled as per the rules and Regulations as applicable.

Registrar/ Director

<affiliating University/ Board >

Note: Formats given by the Institutions reflecting the content of the concerned Format shall be accepted

*Strike off whichever is not applicable



FORMAT-3

Resolution of the Trust/ Society/ Company

That the Trust/ Society/ Company vide its Executive meeting held on at vide item no. have resolved, for the

- i. Establishment of new Technical Institution and apply to AICTE for approval to start <Name of the Institution> to offer Technical Education in <Programme> and shall allocate, Land at <complete address with survey numbers, plot numbers> measuring Acre, earmarked for the proposed <Name of the Technical Institution> at <full address> required funds for creation of carpet and Built-up area
- ii. Institution applied for Closure of the Institution for starting of a new Technical Institution in the same premises in the same year
- iii. Introduction of NRIs in the following Programme(s)/Course(s)
- iv. Change of Site/ Location of the Institution from <Name of the Institution> at <address>, (Old) to <Name of the Institution> at <address> (new) v. Conversion of existing Women's Institution into Co-ed Institution/ Co-ed Institution to Women's Institution in the Name of <proposed <Name of the Institution
- vi. Conversion of Diploma Level into Degree Level/ Degree Level into Diploma Level
- vii. Starting of new Programme/ Level, Programme(s) <Course 1 (Intake)>
- viii. Merger of Institutions <Name of the Institution> at <address>, <Name of the Institution> at <address>, <Name of the Institution> at <address>, under the same Trust/ Society/ Company operating in the same Campus
- ix. Introduction of OCI/Foreign Nationals/Children of Indian workers in Gulf Countries in the following Programme(s)/Course(s)
- x. Increase in Intake in Course(s)/Additional Course(s)/Introduction of Integrated/Dual Degree Course/ Fellow Programme in Management
- xi. Closure of the Institution
- xii. Change of Type of Institution (Institution(s) converted into a University) from <Name of the Institution> at <address> to <Name of the University> at <address>
- xiii. Change in the Name of the Course(s)/Merger of the Courses/ Reduction in Intake/ Closure of Programme(s)/Course(s)
- xiv. Change the Name of the Institution from <Name of the Institution> (Old) at <address> to <Name of the Institution> (new)
- xv. Change in the Minority Status of the Institution from <Type of the Institution> to <Type of the Institution>
- xvi. Change in the Name of the affiliating University/Board from <present University/Board> to the new University/ Board. Also it is resolved that, < Name of the Trust/ Society/ Company > shall apply for NOC to both the Universities
- xvii. Change in the Name of the Bank
- xviii. Change in the Name of the Trust/ Society/ Company from <Name of the Trust/ Society/ Company>

(Old) at<address>to<Name of the Trust/ Society/Company>(new)

- xix. Introduction of Collaboration and Twinning Programme with <Name of the University/ Institution>/ Necessary facilities shall be provided to the students of <Name of the University/ Institution>
- xx. Application wrongly submitted for and to be changed from <Application for>to <Application for.....>/Not interested in applying for...../revoke the application submitted for <.....>.Paid the necessary TER Charges along with the Penalty for Late Submission, as applicable.

< Name of the Institution>at<address>.

<Name of the Trust/ Society/ Company>shall also allocate required funds for the creation of the requisite facilities such as procurement of.....Acre of Land ,additional carpet and Built-up area, appointment of required Faculty, procurement of Equipment, furniture, for creation of suitable hostel/residential accommodation for the students of Foreign Nationals/Overseas Citizen of India (OCI)/Children of Indian Workers in Gulf Countries and other required entities as applicable for the smooth functioning of the same.

<Name of the Institution>shall apply for,

1. Change in the Name of the Course(s) in <Course1 (Intake.....), Course2(Intake.....),>
2. ReductioninIntakein<Course1>,from<currentIntake>to<reducedIntake>,<Course2>,from <current Intake> to <reduced Intake>
3. Closure of Programme<Programme1>,<Programme2>.
4. Closure of Course(s) <Course1>,<Course2>.

(Signature and Name of the Chairman/ Secretary of the Trust / Society/ Company), (Designation), (Name of the Organization)

NOTE: Formats given by the Institutions reflecting the content of the concerned Format shall be accepted

*Strike off whichever is not applicable

FORMAT-4

MoU to be Signed between the Institution and Skill Knowledge Providers/ Trainers

Agreement

Under the National Skill Qualification Framework (NSQF) of the All India Council for Technical Education This Agreement is entered into and executed on this day of, 2021.. at New Delhi.

By and Between <Name of the Trust/ Society/ Company> offering <Name of the Institution> represented by its Chairman. which expression shall, where the context so admits, be deemed to include its successors,

executors and administrators of the ONE PART AND

<Name of the SKP> (hereinafter referred to as the " ") a Company registered under the Company Act, 1956,

through its <Name and Designation of the Signing Authority> having it's registered/approved Office at (which expression, unless it be repugnant to the context or meaning thereof, shall be deemed to mean and include their executors, administrators and assigns), party of the SECOND PART.

WHEREAS, the All India Council for Technical Education has initiated a scheme to provide competency based skills under the National Skill Qualification Framework (Here in after to be referred as NSQF)

WHEREAS, in terms of the said scheme launched by All India Council for Technical Education, AICTE has extended invitation to various Institutions/ Organisations to join as Vocational Educational Institutions to provide education component and Skill Knowledge Providers to provide Competency Based Skills.

WHEREAS under the scheme a Skill Knowledge Provider is required to perform the role and function of providing hands on skill training in a specific sector i.e. in the Automobiles Sector, Skill Knowledge Provider shall be the service centre of authorized automobile manufacturers located preferably all over the Country or in the IT Sector, the Skill Knowledge Provider shall be the training sector of authorized IT Company located preferably all over the Country. The Skill Knowledge Provider could also be one who is established for imparting hands on skills or training in a respective sector;

WHEREAS the First Party is to participate as an Institution to register students under the National Skill Qualification Framework (NSQF);

WHEREAS the Second Party has expressed its keen interest and desire to be a key Partner in the execution of the National Vocational Educational Qualification Framework in terms of the objectives of the scheme and policy as highlighted and specified in the said framework and particularly in view of the desire and interest of <NAMEOFSKP> to join and Partner with <Name of the Institution> in providing competency based skills through its centres which shall act as Skill Knowledge Provider for the purposes of the scheme;

WHEREAS Both parties have held discussions and agreed for collaboration for conducting Vocational Education Programme(s) under the education scheme of the NSQF, where by <Name of the Institution> will impart and award credits for the "Academic" content" of the Curriculum and <Name of the SKP> will provide skill training through its training centres called <Name of the SKP> - SKP's and will impart and award credits for such 'Skill oriented training' content of the Curriculum to the registered students.

WHEREAS The Second Party has registered it self with the All India Council for Technical Education (AICTE)/ Concerned Authority and obtained approval there of to participate as <Name of the SKP> under the National Skill Qualification Framework (NSQF);

THEREFORE, both the parties hereby agree to conduct Vocational Educational Programme initiated by AICTE under NSQF, on the following terms and conditions:

1. The <Name of the SKP> agrees that centres approved and recognized by <Name of SKP> (herein after to be referred as "<Name of SKP> -SKP"), shall act and perform the role of Skill

Knowledge Provider to provide hands on skill training in specific sectors such as <Name of Sector Specific Skill>.

2. The <Name of the SKP> agrees and undertakes that its <Name of the SKP> shall register with AICTE for

conduct of training modules under the Vocational Stream and shall perform following functions:

- Announce the schedule of module for the calendar year.
 - Register students for the modules.
 - Conduct the modular training.
 - Conduct examination/evaluate the student, award the grade indicating the Level of skill acquired.
 - The <Name of the SKP> - SKP shall Register students for evaluation the Skill Modules, who have acquired skills on their own.
3. The Second Party agrees that the following responsibilities shall be undertaken by the <Name of the Institution> Academic Training centres:
 - a. The <Name of the Institution> Academic centres shall plan the Vocational Education Programme(s) to be offered in the Academic Year concerned and inform the <Name of the SKP>- SKP's about the same at least two months prior to the date of commencement of the Programme (s).
 - b. The <Name of the Institution> Academic Centre shall announce and inform through its prospectus and information on its Web site, the Vocational Education Programme(s) it plans to offer in the Academic Year concerned for the information of the prospective students and invite applications for admission from interested candidates at least two months prior to the date of commencement of the Programme(s).
 - c. The <Name of the Institution> Academic Centre shall follow the admission norms of AICTE and the State Govt. concerned. The admission shall be made strictly on the merits. The <Name of the Institution> - Academic Centre will then upload the names and details of the selected students on AICTE Web-Portal.
 - d. The <Name of the Institution> Academic Centre will have their right to collect Fee from the students towards:
 - Registration
 - Course/ Skill conduct
 - Evaluation of the Academic/ Skill portion of each Level of the Programme. A portion of the Fee as agreed upon by the <Name of the Institution> Academic Centre and the <Name of the SKP>
- SKP's shall be turned over to the <Name of the SKP> -SKP's.
- e. The <Name of Institution> Academic Centre will send to the <Name of the SKP> - SKP the Level- wise and Sector-wise lists of students registered for Vocational Education Programme(s) in the Sectors.
 - f. The <Name of the Institution> Academic Centre will conduct appropriate Classes for the Academic content of the Curriculum of the Vocational Education Programme(s) so as to complete the Academic portion within prescribed time.
 - g. The <Name of the Institution> Academic Centre will conduct final examinations and evaluate the students for the Academic portion of the Programme(s) as per the rules and regulations of the Technical Board or University as the case may be.
 - h. After receiving a 'Statement of Credits for the Vocational/Skill portion of the students from the <Name of SKP> - SKP, the <Name of the Institution> Academic Centre will send the combined Academic and Vocational/Skill portion credits of the students to the Technical Board or University as the case may be.
 - i. Wherever such provisions are made by the Technical Board or the University, as the case may be, the

<Name of the Institution> Academic Centre will award a 'Level Certificate' to the student who has successfully completed both the Academic and the Vocational/Skill portions of the particular Level.

- j. The <Name of the Institution> Academic Centre shall maintain a record of the registered students and Certificates issued and upload the same on AICTE Web-Portal.
- k. The <Name of the Institution> Academic Centre shall submit details of students registered, evaluation conducted and results to the Technical Board or the University, as the case may be, and also upload the same on AICTE Web-Portal.

4. General:

Fee to be charged to students:

- a. The Level wise Fee to be charged by the <Name of the Institution> Academic Centre will be informed to the student by the <Name of Institution> Academic Centre as well as the <Name of the SKP> - SKP before his/her registration for the Programme;
- b. The <Name of the Institution> Academic Centre will collect from the student and retain with it self the 'Academic Portion Fee' and the <Name of the SKP> - SKP will be given the 'Vocational/Skill Portion Fee' by the <Name of the SKP> - Academic Centre;
- c. The <Name of the Institution> Academic Centre will collect the total Fee for the Programme from the students and will transfer the 'Vocational/Skill Portion Fee' against the number of students to be sent for training at least one month before the onset of training. Any delay in transferring the Fee will entail interest @ <to be mutually decided by the Institution and SKP> calculated on the basis of delay a number of days. After receiving the Fee <Name of the SKP> - SKP will issue Registration cards to the students at least 7 days before the onset of training.

5. No Confidentiality:

There shall not be any confidentiality of any information disclosed by both parties to each other, either in operationalizing this agreement or for the purposes of implementing this agreement. The information sought under the Right to Information Act or otherwise by any student, shall be promptly made available.

6. Effective Date:

This agreement is effective from the date signed by both the parties shall be valid for a period of three years until determined, suspended or terminated earlier.

IN WITNESS WHEREOF, the parties hereto, each acting under due and proper authority have executed this mutually binding Memorandum of Understanding as of the date first written above..

For Institution: For <Name of the SKP>

Signed: Signed:

Name: Name:

Title: Title:

Date: Date:

Witnessed by:

Signature: Name:

Date:

Signature: Name:

Date:

*Strike off whichever is not applicable

CERTIFICATE-1

Certificate of an Advocate

(To be produced in the Letterhead of Advocate)

1. Certificate of an Advocate
(To be produced in the Letterhead of Advocate)

The copies of <Trust/ Society/ Company> registration documents, Land documents, Land use Certificate, Land Conversion Certificate in respect of application submitted by <Name and address of the Applicant> who is an Applicant for establishment of new Technical Institution offering Technical Education Programme(s) were provided to me by <Name and address of the Applicant> for verification regarding their authenticity and appropriateness.

A. Trust/ Society/ Company Registration Documents:

Registration Certificate No.	
Date of Registration	
Registered at	
Registered under the Act	

- I have verified the above-mentioned Trust/ Society/ Company registration documents from the Office of <Competent Authority>.
- The above-mentioned Trust/ Society/ Company registration documents are/ are not registered at the Office of <Competent Authority>.
- The above-mentioned Trust/ Society/ Company registration Documents are/ are not authentic.

B. Land Documents:

Sl. No.	Name of the Deed Holder	Document No.	Survey No.	Registration No. and Date	Land Area in Acre

I hereby certify that:

- I have verified the above-mentioned Land documents from the Sub Registrar Office <place>.
- The above-mentioned Land documents are registered at the Sub Registrar Office <place>.
- The above-mentioned Land documents are authentic.
- The above-mentioned Land documents are in the name of the Applicant.
- The title of the Land pertaining to the above-mentioned Land documents are clear.
- The Applicant is in Lawful possession of the Land pertaining to the above-mentioned Land documents.

C. Land Use Certificate:

Letter No.	
Letter dated	
Issued by	
Extent of Land (in acre)	

I hereby certify that:

1. The Competent Authority has issued the Land Use Certificate in respect of Land under reference for the proposed Institution mentioned above is.....
2. It has been approved by the Competent Authority.
3. I verified the above-mentioned Land use Certificate from the Office of <Competent Authority>.
4. The above-mentioned Land Use Certificate is authentic.
5. It has been issued for the full extent of Land.

D. Land Conversion Certificate:

Letter No.	
Letter dated	
Issued by	
Extent of Land (in acre)	

I hereby certify that:

1. The Competent Authority has issued the Land Conversion Certificate respect of Land under reference for the proposed Institution mentioned above is.....
2. It has been approved by the Competent Authority.
3. I verified the above-mentioned Land Conversion Certificate from the Office of <Competent Authority>.
4. The above-mentioned Land Conversion Certificate is authentic.
5. It has been issued for the full extent of Land.

E. Land Classification Certificate:

Letter No.	
Letter dated	
Issued by	
Land Classification	

I hereby certify that:

1. The Competent Authority has issued the Land Classification Certificate respect of Land under reference for the proposed Institution mentioned above is.....
2. It has been approved by the Competent Authority.
3. I verified the above-mentioned Land Classification Certificate from the Office of <Competent Authority>.
4. The above-mentioned Land Classification Certificate is authentic.
5. It has been issued for the full extent of Land.

Date:
Place:

Signature of the Advocate
Name of the Advocate Registration No.
Practicing at

Seal/ Stamp of the Advocate
*Strike off whichever is not applicable

CERTIFICATE-2

Certificate of an Architect Registered with Council of Architecture (To be produced in the Letterhead of Architect)

The copies of the approved Site Plan and Building Plans in respect of application submitted by <Name and address of the Applicant> who is an Applicant for establishment of new Technical Institution <Name of the Institutions> at <address> were provided to me by <Name and address of the Applicant> for verification regarding their authenticity and appropriateness.

Details of Site Plan and Building Plans

Plans approved by	
Approval Number	
Date of Approval	

I hereby certify that:

1. The Competent Authority has approved the site Plan and Building Plans of an Educational Institution at the proposed site mentioned above is.....
2. I have verified the above-mentioned site Plan and Building Plans from the Office of <Competent Authority>.
3. The above-mentioned site Plan and Building Plans have been approved by the Competent Authority.
4. The above-mentioned site Plan and Building Plans are authentic.
5. Construction of Building admeasuring with the following details has been completed in all respects as per the approved Building Plan.

Sl. No.	Room No	Room type (mention Class Room/ Laboratory/ Toilet, etc.)	Carpet area (in m2)	Completion of Flooring	Completion of Walls and painting	Completion of Electrification and lighting

Details of the Occupancy/ Completion Certificate/ Building License/ Form D

Certificate approved by	
Approval Number	
Date of Approval	

Structural Stability Certificate

Certificate approved by	
Approval Number	
Date of Approval	

I hereby certify that:

1. The Competent Authority has approved the Occupancy/ Completion Certificate/ Building License/ Form D and the Structural Stability Certificate, if applicable, mentioned above is.....
2. have verified the above-mentioned Certificates from the Office of <Competent Authority>.
3. The above-mentioned Certificates have been approved by the Competent Authority.
4. The above-mentioned Certificates are authentic.

Signature of the Advocate
Name of the Advocate RegistrationNo.

Date:
Place:

Seal/ Stamp of the Architect
*Strike off whichever is not applicable

CERTIFICATE-3

Certificate of the Bank Manager where the Applicant has a Bank Account

(To be produced in the Letterhead of Bank duly signed by the Bank Manager)

The copies of documents pertaining to the funds position (operational) i.e. the bank statement and/ or Fixed Deposit Receipts in respect of application submitted by <Name and address of the Applicant> who is an Applicant for establishment of new Technical Institution <Name of the Institution> at <address> were provided to me by <Name and address of the Applicant> for verification regarding their authenticity and appropriateness.

A. Bank Statement

Name of the Account Holder	
Account Number	
Name and Address of the Bank	

It is certified that,

- i. I verified the above-mentioned bank account from the records of <Name and address of bank>.
- ii. The above-mentioned bank account is in the Name of.....
- iii. The above-mentioned bank account is/ is not authentic.
- iv. The balance in the above-mentioned bank account as on today, i.e. <dd/ mm/ yyyy> is Rs...

B. Fixed Deposits

Sl. No.	FDR Number	Date of Deposit	Date of Maturity	Amount	Name and Address of Bank
Total Amount					

It is certified that,


1. I have verified the above-mentioned operational fund FDRs from our Branch/Bank.
2. The above-mentioned FDRs are/ are not in the name of the Applicant under reference mentioned above.
3. The above-mentioned FDRs are/ are not authentic.
4. There are no loans or mortgage of FDRs

Date:
Place:

Signature of the Bank Manager
Name of the Bank Manager

Seal/ Stamp of the Bank Manager
*Strike off whichever is not applicable





Brihadisvara Temple

(Built by Rajaraja Chola I, 1003-1010 CE)

- 卐 No binding material was used for building Brihadisvara temple. This 216 feet tall temple was built only by interlocking stones.
- 卐 The Shikara of the temple rests on a single block of granite, weighing 80 tons.



ALL INDIA COUNCIL FOR TECHNICAL EDUCATION

Nelson Mandela Marg, Vasant Kunj, New Delhi, Delhi 110070

f @OfficialAICTE t @AICTE_India y /MediaAICTE i /Company/aicteindia

www.aicte-india.org